



A SINGLE DISTRICT COUNCIL FOR WEST SUFFOLK

BUSINESS CASE

**Proposal from the Leaders of Forest
Heath District Council and St
Edmundsbury Borough Council for
the creation of a new, single council
for West Suffolk**

Forest Heath & St Edmundsbury councils



West Suffolk
working together



Contents

3	A. Executive Summary
5	B. Introduction
8	C. Local Government Transformation in West Suffolk – our journey to a Single Council
12	D. Benefits of a Single Council for West Suffolk
16	E. The Role and Vision of a West Suffolk Council
19	F. The Financial Business Case
31	G. Future Changes and Challenges
33	H. Outcomes of Public Engagement
35	Appendix A: Options Appraisal
37	Appendix B: Council Tax Harmonisation Options
39	Appendix C: Risk Management
43	Appendix D: Engagement Outcome Summary
54	Appendix E: Summary of ComRes opinion poll
82	Appendix F: Data tables form ComRes opinion poll
240	Appendix G: Letters received
274	Appendix H: Responses to online feedback
349	Appendix I: Public Sector Equality Duty: Equality Impact Screening Assessment



A. EXECUTIVE SUMMARY

1. Forest Heath District Council and St Edmundsbury Borough Council have prepared a business case to test the option of a new, single district or borough council for West Suffolk from May 2019.
2. The proposal has arisen out of a commitment to shape the arrangements for local government in West Suffolk in the best possible way, in order to support our residents and business communities in achieving their ambitions and facing the changing and challenging future in the next decade.
3. Forest Heath and St Edmundsbury have a long, shared history, culminating in recent years in the formation of a full shared service partnership between the two councils that has created ongoing savings in excess of £4 million in staff and other costs since 2013.
4. Appendix A to the draft business case tests the following four options for further transformation in West Suffolk, against the Government's criteria for considering changes in local council structures:

Options

1. do nothing
2. revert to working as two separate councils (dismantle the shared service partnership)
3. expand the shared service partnership to include other councils
4. create a new, single district council for West Suffolk

Government criteria

- better local/public services;
- significant cost savings;
- greater value for money;
- stronger and more accountable local leadership; and
- sustainability in the medium to long term.

5. The options appraisal shows that doing nothing or reverting to two separate Councils would have a generally negative outcome. It concludes that a new, single district council for West Suffolk would bring the greatest benefits for local businesses and communities, including:

- value for money, financial savings and self-sufficiency;
- simplicity;
- democratic accountability;
- influence; and
- resilience.

6. Central to the proposal to create a new, single council is the desire to ensure that we can continue to meet the challenges that we are facing and take advantage of opportunities. For example, we are ambitious to go further in our place-shaping role, growing our local economy further, and putting families and communities at the heart of everything we do.
7. We also want to move forward with new forms of local government, for example, putting decisions and services at the most local level possible, investing in prevention, not crisis interventions, maximising our assets, and integrating with the rest of the public sector system.
8. All of this will require strong leadership from elected ward members. Both councils will already be subject to Electoral Reviews by the Local Government Boundary Commission for England (LGBCE) before the 2019 elections. So, whatever happens, the make-up of the two councils will be changing in the coming years to reflect growth in the districts over the last 15 years and changes in how local government works.
9. In spite of these strategic changes, there will be no change to the things that are currently valued about Forest Heath and St Edmundsbury Councils, in terms of locally delivered services, good customer access and strong connections between local councillors and their communities.
10. As the financial section of the business case makes clear, the main financial driver of the proposal to become a single council would be to protect the over £4m per year savings already achieved and to maximise the organisation's efficiency to address future challenges. There would be some immediate cashable savings of around £0.5m per year and £0.3m non-cashable efficiencies and extra capacity. The proposal would also ensure resilience and sustainability of much-valued local council services across the whole of West Suffolk, enabling us to continue to support businesses and residents.
11. A new single council would have a single level of council tax after a period of harmonisation. Appendix B sets out how this might be achieved, building on the existing commitments and requirements for changes in council tax over the medium term.
12. This business case was agreed in draft by Councils on 13 and 14 June. A public engagement exercise, started with the announcement of the proposals in May 2017, and concluded on 31 August. Appendix D describes the engagement undertaken, and demonstrates public support for the proposals, from amongst both our residents and key partners and stakeholders.

B. INTRODUCTION

13. Forest Heath District Council and St Edmundsbury Borough Council are committed to shaping the arrangements for local government in West Suffolk in the best possible way, in order to support our residents and business communities in achieving their ambitions and facing the changing and challenging future in the next decade. Our belief is that the best option for us to achieve this is through the creation of a new, single district or borough council for West Suffolk from May 2019.

14. Our proposal to create a single council is shaped by our commitment to:

- a strong and growing economy;
- strong families and communities;
- self-sufficient and resilient local government;
- using our commercial approach to invest back into our communities; and
- efficient, effective services, offering value for money.

15. This document gives further detail on what creating a single district council for West Suffolk would entail, and compares it to the other organisational options available to the councils.

About West Suffolk

16. The concept of West Suffolk has a long history, and the two councils of Forest Heath and St Edmundsbury have a lot in common, most recently reflected in the strong will amongst both authorities to work together more closely. This has led, over the past 8 years, to the formation of joint strategic plans and objectives, and a fully shared officer structure. At a member level, the joint families and communities strategy and a shared portfolio holder for housing has emphasised a growing leadership role to create strong, empowered communities.

17. West Suffolk lies at a crossroads between the larger urban centres of Cambridge, Ipswich and Norwich with whom it is well connected by the A14 and A11. But the area also has its own unique environmental, economic, social and cultural strengths. West Suffolk is a beautiful rural area, with 85 parishes, nationally significant forest and heathlands and a number of thriving market towns. In particular, West Suffolk includes the historic town of Bury St Edmunds; the world centre for the horseracing industry at Newmarket; enterprise zones at Haverhill and Bury St Edmunds, Center Parcs near Brandon, the US Air Force bases at Mildenhall and Lakenheath and the RAF base at Honington. The results of our recent independent poll undertaken by ComRes highlight that a large majority of residents are happy with the place where they live.

18. The two districts are marked by their similarities, not their differences. Similar proportions of residents live in urban and rural areas;

there are similar levels of deprivation in the two districts and residents and businesses in the two districts face similar challenges and opportunities for the future, for example, benefitting from the growth of Cambridge on the one hand, and supporting an increasingly ageing population on the other hand.

19. An assessment of our governance structure will enable us to review how we can work more effectively to support these common challenges, without losing our strong community relationships.

About the councils

Forest Heath and St Edmundsbury councils are adjacent district councils in the west of Suffolk, a county with two-tier governance (Suffolk County Council plus 7 district councils). The councils are members of both New Anglia and Greater Cambridge Greater Peterborough LEPS. They are not part of any current or proposed future combined authorities.

	Population (2015)	Number of Councillors	Revenue budget (2017-2018)*
Forest Heath	63,691	27	£31.5m
St Edmundsbury	112,523	45	£62.1m

**Gross budget including Housing Benefit payments*

The Geography of West Suffolk



West Suffolk –
so much in common...



C. LOCAL GOVERNMENT TRANSFORMATION IN WEST SUFFOLK – OUR JOURNEY TO A SINGLE COUNCIL

20. Forest Heath and St Edmundsbury councils are proud of our track record of sharing services and formulating joint plans and initiatives. Both Councils have been at the forefront of transforming local government to better support and deliver high quality services for our local communities. We have made ongoing savings in excess of £4 million in staff and other costs since 2013 through our full shared service and management partnership arrangements, and continue year-on-year to do this. This enables us to continue delivering excellent services and to support our communities to shape their futures. Since 2014, we have operated under shared Strategic Plans, Medium Term Financial Strategies and other major policies and strategies, underlining our shared commitment to working in partnership to make a difference in West Suffolk.

21. Our transformation journey has progressed over the past 10 years, beginning with a shared waste service in order to improve customer service, optimise service delivery and ultimately reduce costs to the taxpayer. The success of the partnership led to consideration of other ways in which the authorities could work together to deliver the same outcomes for the residents of West Suffolk.

22. Sharing services for West Suffolk was deeper than simply co-location of staff on a wider geography.

- Business Process Re-engineering – identifying the optimal way to deliver services to our customers, evaluating how our customers interacted with our services through our Customer Access Strategy and rationalising our approach to improve performance
- Integration of our systems, structures and approach –at a service level minimising differences in operational procedures
- Transitioning to a single-officer structure, on a single payline, with shared single terms and conditions and clear structure across all service levels
- Harmonisation of strategic approach and policy – developing common goals and aspirations, sharing risks and rewards in delivery. This has included formulation of a joint Medium Term Financial Strategy and a joint Strategic Plan.

23. These changes formed the first part of our transformation journey in West Suffolk – aligning our approach to service delivery, ensuring customers received a consistent experience and approach across both Councils. This sought to achieve £2.4m of savings across both Councils per year; we have actually achieved in excess of £4m of savings per year.

24. In addition to evaluating service delivery, opportunities arose to evaluate the way in which our councillors worked on a collaborative basis, to share knowledge, insight and resources. Councillors in Forest Heath and St Edmundsbury already work on a joint basis, for example through joint committees and working parties, joint Cabinet meetings, a joint Council meeting, joint portfolio holder briefings and shared induction and learning and development programmes. Our councillor body consists of 72 members (27 in Forest Heath and 45 in St Edmundsbury). Both councils are currently Conservative-led, and each has its own Leader and Cabinet arrangement. Both councils currently set separate council taxes and budgets, even where used to fund jointly delivered services.

25. Sharing services has allowed the councils to remain strong in the face of recent challenges, and to support communities and deliver services in spite of ongoing cuts in funding. However, there is now a sense that the limits have now been reached of what the shared services model and traditional transformation and efficiency saving approaches can achieve in terms of making savings and creating a resilient organisation to face future challenges. Like several other councils locally and nationally, West Suffolk is ready to take the next step.

26. The financial business case identifies that should both Councils not elect to become a single council, additional costs are likely to be incurred in supporting the divergent agendas that both Councils may require. However, more fundamentally, becoming a single Council gives us the best opportunity to protect the savings we have already achieved, and avoid a deeper division between both Councils which may put these savings at risk of being undone.

27. Our move towards self-sufficiency is described in the six themes of the councils' shared Medium Term Financial Strategy, as follows:

1. aligning resources to both councils' new strategic plan and essential services;
2. continuation of the shared service agenda and transformation of service delivery;
3. behaving more commercially;
4. considering new funding models (e.g. acting as an investor);
5. encouraging the use of digital forms for customer access; and
6. taking advantage of new forms of local government finance (e.g. business rate retention).

28. In the future, communities require local government that is strong and influential in the face of radical change in the public sector and society more widely. These challenges include supporting an ageing population while driving growth in the local economy and in the context of reduced funding.

29. Working as two organisations builds in additional administration and costs that, under a new approach, could be removed – for example,

production of two statements of accounts which both require auditing. Having harmonised our strategies, policies and approach to working, the next logical step is to evaluate how our structure of governance can be re-assessed to most effectively support us to achieve the outcomes we seek and avoid duplication in our democratic structures.

30. In formulating the proposal for our future governance, consideration has been given to the following four options¹ :

- do nothing
- revert to working as two separate councils (dismantle the shared service partnership)
- expand the shared service partnership to include other councils
- create a new, single district council for West Suffolk

31. Based on the high level options appraisal at Appendix A, we have developed the option of creating a new district council for West Suffolk (the 'single council'), as set out in the remainder of this document.

32. Our belief as Leaders, supported by our members, is that creating a new, single West Suffolk Council will give us the best possible opportunity to secure our future as viable councils as well as the future of the services delivered to our residents, businesses and communities.

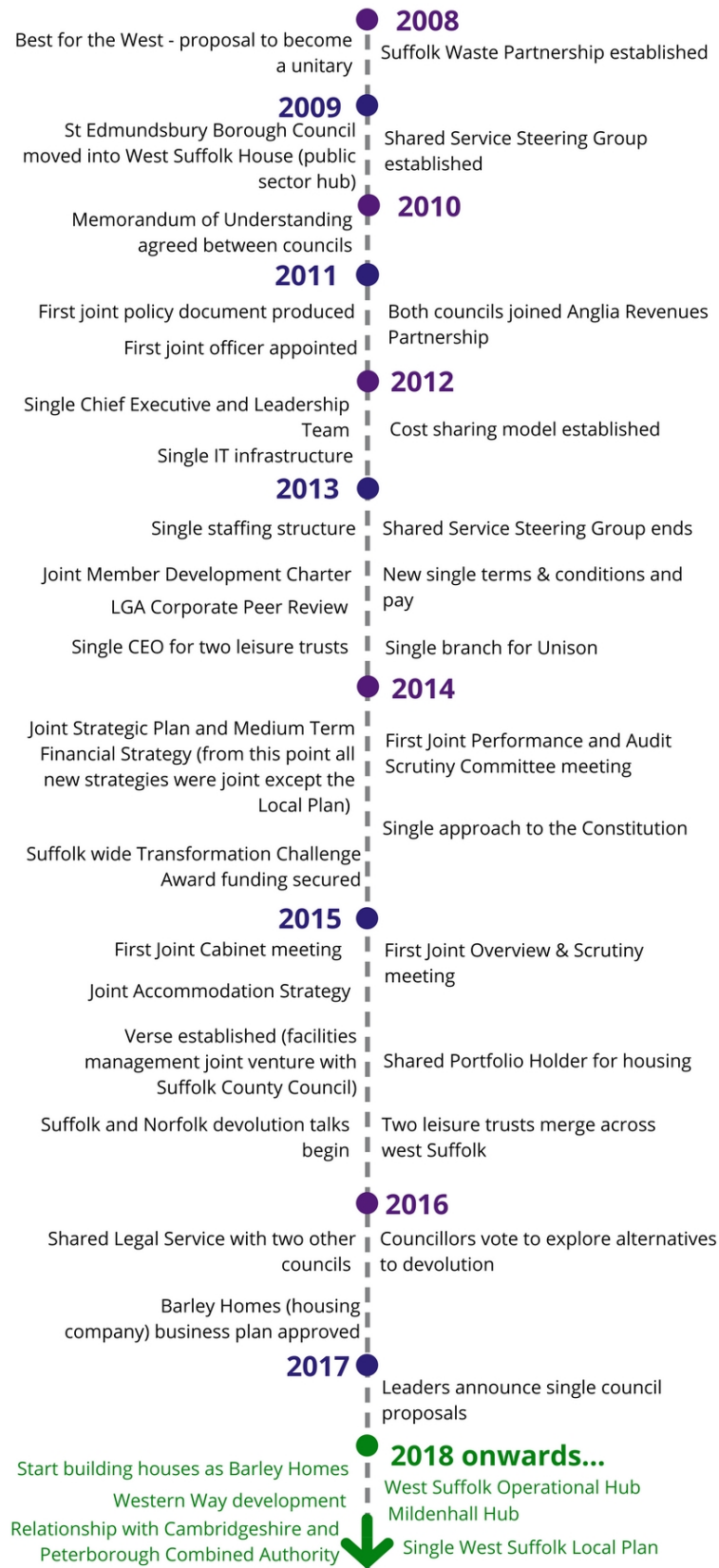


Toggam Farm – the largest Solar Farm in public ownership in the UK

¹ Options 1-3 will entail some element of change from the status quo, as if both Councils elect not to become a single Council, then the LGBCE will be undertaking an electoral review.

Timeline of West Suffolk

Forest Heath District Council and St Edmundsbury Borough Council at the forefront of Local Government Transformation



D: BENEFITS OF A SINGLE COUNCIL FOR WEST SUFFOLK

33. A single council for West Suffolk would support the Department for Communities and Local Government's broad, non-statutory principles for local government reorganisation. These principles have been adopted for considering proposals for changes in local governance, in advance of their being submitted to the Secretary of State for approval. It should be noted that these benefits, indeed the business case as a whole, remain the same in the event that for reasons beyond the Councils' control, implementation of a single council was not able to take place in May 2019 and was delayed to 2020.
34. West Suffolk Councils are further advanced in our transformation journey than many other district councils. As such, several of the criteria have already been achieved in the context of our shared services and wider transformation programme as described in section C. In allowing the councils to further develop and pursue an ambitious agenda around growth and supporting communities, the creation of a single council would allow us to go above and beyond the criteria set by DCLG as follows, thereby achieving national, sub-regional and local objectives:

Greater value for money and significant cost savings

- i) As set out in more detail in the financial business case below, becoming a single council is estimated to generate a further £0.5 million of annual cashable savings, £0.35m non-cashable savings and protect the annual shared services savings of £4 million plus across West Suffolk we have already achieved.
- ii) Becoming a single council would also mean releasing some capacity that is currently absorbed by serving two bodies, for example, through requiring two Committee meetings to independently make the same decisions. This would enable us to focus more on growing a single council's business areas (to generate new income to support services) and investing in communities. It would also mean doing the best for residents in terms of maximising the resources directed towards achieving outcomes, rather than spending time on complex or duplicated processes. This issue was raised as a priority for residents during our engagement period.
- iii) New income opportunities and savings will continue to be realised when contracts and system requirements come up for review, and dual arrangements can be replaced with a simpler, cheaper, single contractual relationship.
- iv) In the longer term, a single council would mean a bigger asset base to borrow against, without individual ring-fenced budgets.
- v) Achievement of i) – iv) above would provide a stronger basis from which to build a more financially self-sufficient organisation.

Better local/public services

- vi) Becoming a single council could be seen as a natural continuation of the shared service journey. By removing the

remaining red tape and complexities inherent in serving two bodies, the organisation would be simpler to run and manage, especially when considering new delivery models, investment and commercial opportunities. Financial systems would be simpler, with single reporting requirements, a removal of ring-fences and the need for reconciliation between different council budgets when running a shared operational service. Working in these more efficient ways would provide the councils with more capacity and would protect funding so as to allow greater focus on high quality service delivery to our families and communities. This was seen as a high priority by those who responded to our phone poll carried out during the engagement period.

- vii) Specific examples of where becoming a single council would directly improve service delivery can be found in West Suffolk's approach to providing homes for our communities. On the one hand, a single local plan for West Suffolk would give a broader view of infrastructure and housing need; while on the other hand, individuals in housing need would be offered a wider range of potential accommodation without having to apply to neighbouring councils.
- viii) Becoming a single council would also have benefits for our partnership working. Having seen the benefits that collaboration and clear leadership can bring to communities, some of our key service delivery partners have also joined together, so a single council for West Suffolk would mean a simplification of the decision making and service delivery relationships operating within partnership relationships in local government and associated sectors.
- ix) Delivery of services within local government and associated sectors has become increasingly fluid, with partners transferring responsibilities or working together more closely to deliver services. With increased fluidity, a single democratic decision making structure would support other systems established to support fast and efficient service delivery, meaning this proposal should be to the benefit of our key delivery partners.

Stronger and more accountable local leadership

- x) A single council would mean the retention of a democratically sound model, but with an end to the need for joint decisions by the councils. Continuing with joint, but separate, decision-making could over time create a perceived 'democratic deficit', as joint decisions may be seen as blurring accountability, especially as financial pressures will differ over time. Residents would also benefit from a renewed democratic relationship with a new body. This would complement the opportunity of forging new relationships with communities, an issue that was raised as a priority during the formal public engagement on the draft business case in Summer 2017.
- xi) A larger council, with a bigger population, local economy and GVA (Gross Value Added) would allow us more influence on the regional or national stage. A West Suffolk Council would have a population of over 177,385 (using 2016 estimates), rising to

202,128 in 2039². This would bring the councils from being 86th and 189th largest district councils in England (out of 202) to one of the top tens largest district/borough council when combined – a big voice among our peers, funders, infrastructure providers and central Government.

- xii) In particular, a larger council would be a more significant organisation to support our partners in delivery, should we wish to pursue integrated working. This would be especially important when it comes to services such as health and social care where, as a council small enough to have strong local working relationships and knowledge, but large enough to deliver complex services competently, we could have a real impact on the lives of our residents and families.
- xiii) By creating a single council, we would be keeping pace with other areas where similar activities are taking place, such as East Suffolk, thereby allowing us to take advantage of being in the vanguard of transformation and reform.

Sustainability in the medium to long term

- xiv) A single council will be a more resilient organisation than two smaller councils in the future and therefore better able to face the significant changes and challenges that local government will experience in the remainder of this decade and into the next. The current governance arrangements, which date back to 1974, while they have been fit for purpose so far, are likely to come under challenge in the longer term, particularly from the point of view of the potential for each individual council's financial strategies to diverge in the future, in light of some of the different financial pressures and opportunities facing each one. These pressures relate especially to those arising from changes to local government funding, such as the cut in government grants, 2017 business rates valuations, as well as significant changes expected around New Homes Bonus and 100% Business Rates Retention from 2019-20. All of these changes will put pressure on shared service delivery and therefore the cost-sharing model that supports them. This is explored further in the financial section later in this document. The small size and rural nature of the councils, also raises questions about vulnerability in the medium term.
- xv) Our engagement work confirmed our view that a clear priority for local residents in West Suffolk is continued access to local council services. Becoming a single council would give us the financial stability to protect our customer access points across the area, and make sure we continue to design services with residents at their heart.

² This compares to East Suffolk, whose combined population in 2016 was 242,469 and is expected to rise to 259,448 in 2039. (source: *ONS 2016 mid-year estimates and 2014-based sub-national population projections, released 2016*)



Newmarket – home of horseracing and global industry.

E: THE ROLE AND VISION OF A WEST SUFFOLK COUNCIL

Building on our success – shared ambitions

35. At the heart of the proposal to create a new, single council is a desire to continue to deliver against our strategic priorities and to make a difference for our residents, communities and businesses. These priorities are currently:

Priority 1: Increased opportunities for economic growth

Priority 2: Resilient families and communities that are healthy and active

Priority 3: Homes for our communities

Looking ahead

36. As we look towards the next decade, we want to build on the councils' successes so far, by driving forward progress. West Suffolk is a thriving and dynamic part of the world, with vibrant market towns, strong village communities and beautiful countryside as well as significant future potential deriving from our proximity to Cambridgeshire and Peterborough. It has a broad-based economy, with a diverse range of small and medium sized enterprises, as well as some major employers. Tourism is a major asset, and new businesses are attracted to the area due to our relatively affordable housing, safe local areas, and good strategic and international transport links. However, we remain aware that some people in our communities can be left behind and don't enjoy these benefits. We therefore want to bring about inclusive growth and support our communities in making sure everyone has the opportunity to fulfil their potential and overcome challenges to their social, financial and physical wellbeing. In doing so, we will be reflecting the priorities of the Government's industrial strategy, for example, developing skills, upgrading infrastructure, supporting businesses to start and grow and cultivating world-leading sectors.

Our vision for a new council

37. If a new single council, fundamentally different from our existing councils (which have diligently served their communities for the past 40 years), becomes a reality then we would expect it to build its own vision through engagement with its councillors and, through them, its communities and local businesses.

38. However, a new West Suffolk council would present an opportunity to put in place many of the new ways of working and constitutional and corporate changes that Forest Heath and St Edmundsbury have been moving towards in recent years, and that do the best possible job in terms of supporting residents. From the outset, the new organisation could develop these ways of working further, for example:

- place-shaping on a wider scale than we do now, championing our localities and shaping them for the future;

- having the capacity to grow our own economy further, and reinvesting the benefits into supporting our local area;
- putting families and communities at the heart of everything that we do by engaging them in service delivery and reducing the need for some services;
- making sure things are done at the right level (subsidiarity), including a greater role for town and parish councils in truly local matters;
- using our community links to support our customers to access services in the best way;
- investing in prevention, not crisis interventions;
- integrating with the rest of the public sector system
- maximising our assets;
- behaving more commercially; and
- ensuring financial stability.

Council Governance

39. Critical to the success of a single council would be the leadership role of ward members, who would be at the frontline of our engagement with communities and integral to our ways of working, championing their localities, and providing local leadership, including liaising with town or parish councils.

40. Both councils will already be subject to Electoral Reviews by the Local Government Boundary Commission for England (LGBCE) before the 2019 elections. The last reviews were in 2001 and implemented in 2003 and growth in the area has unbalanced the existing wards. So, whatever happens, the make-up of the two councils will be changing in the coming years to reflect growth in the districts over the last 15 years and changes in how local government works.

41. If FHDC and SEBC were to proceed with the creation of a single council, councillors from both authorities would still need to submit a proposal to the Secretary of State for the size and governance arrangements for the new council. As with the existing planned reviews, this would need to include the number of councillors needed for effective representation of the community and strategic decision-making, but in relation to a single council rather than two separate ones. The proposal would then inform the work of the LGBCE who would carry out an Electoral Review of the new council following the agreement of the Secretary of State to the proposal.

42. The proposals for the size of the new council would need to reflect the guidance from the Local Government Boundary Commission for England on how many councillors are needed in 21st century councils. Applying the guidance to the whole of West Suffolk at the same time would allow a coherent view to be taken on the issue of ward size ensuring, among other things, electoral equality for shared decision-taking.

43. During the phase of public engagement, a steering group of councillors from both councils reviewed the potential role, governance

arrangements and size of a future Council. The group has firmly recognised the need for local leadership; for the Council to effectively appraise the way it works to ensure fairness across the different rural and urban areas a new Council represents, for local members to have a strong, powerful role in a single Council, and for the governance arrangements to support the executive in influencing on a broader scale. These principles reflect the views put forward by residents during our engagement work, particularly the phone poll that was carried out.

44. Whilst it is recognised that there may be scope for efficiencies in the way councillors work as a result of single council (for example, having one Cabinet rather than two), councillors have emphasised the need to ensure future councillors have the capacity to deliver the “21st Century” role – being strong local members, and knowledgeable and empowered decision makers. With this in mind, a working assumption of 64 councillors for the new Council (compared to 72 across both Councils at present) has been adopted.

F. THE FINANCIAL BUSINESS CASE

Background

45. As discussed above, Forest Heath and St Edmundsbury councils have been on a journey of transformation and public service reform for many years creating ongoing saving in excess of £4 million in staff and other costs since 2013. The creation of a new, single council is a model of local government which would meet our communities' needs in the future and which would ensure a local provider of services which is sufficiently stable, strong and influential in the face of radical change in the public sector and society more widely.

46. In February 2017, both Councils approved 4 year balanced budgets covering the MTFS period 2017-2021. Post April 2021 the anticipated combined savings targets (see paragraph 49 for business rates income assumptions) for West Suffolk Councils are as follows:

	2021/22	2022/23	2023/24	2024/25	2025/26
	£'000s	£'000s	£'000s	£'000s	£'000s
Savings Target (Cumulative)	921	1,404	1,887	2,370	2,853

47. Although this financial business case identifies those costs and savings directly attributable to the creation of a new, single council, it also focuses on the strengths and opportunities that would accompany the creation of a financially stronger council with a higher worth than the current separate authorities.

48. Forest Heath and St Edmundsbury have both some similarities and differences in their financial profiles. In terms of their balance sheets they have similar profiles reflective of their sizes; however their revenue budget positions have some differences.

49. The table below presents a summary of a new, single council balance sheet for West Suffolk based on the 2015/16 audited Statement of Accounts. Whilst there would not necessarily be immediate or directly quantifiable advantages, the combined balance sheet would undoubtedly be stronger and qualitatively more favourable. West Suffolk would essentially be financially stronger, with a higher net worth base to borrow against and to continue to invest in its communities, without individual ring-fenced budgets.

	Forest Heath £'000s	St Edmundsbury £'000s	West Suffolk £'000s
Long-Term Assets	£65,783	£109,602	£175,385
Current Assets	£31,736	£51,118	£82,854
Current Liabilities	(£5,013)	(£10,539)	(£15,552)
Long-Term Liabilities	(£21,163)	(£47,821)	(£68,984)
NET ASSETS	£71,343	£102,360	£173,703
Usable Reserves	£26,525	£35,008	£61,533
Unusable Reserves	£44,818	£67,352	£112,170
TOTAL RESERVES	£71,343	£102,360	£173,703

50. In terms of the revenue position of the two councils, probably the most noticeable difference concerns the position of the authorities in respect of council tax receipts and the relative importance of localised business rates and government grants as an income source.

51. In 2019/20, Forest Heath has estimated net business rates income (including direct 'section 31' grants from Government and renewables income), and revenue support grant of around £3.2 million (approximately 50% of their net revenue budget). In contrast, St Edmundsbury's net business rates income is estimated to be nearly £4.0 million, approximately 32% of their net revenue budget. Forest Heath consequently has a greater reliance on both business rates income and the residual Revenue Support Grant, which has been subject to major Government spending reductions and policy changes.

52. It is important to note that, around 2020, the business rates system will be completely re-set when the Government moves towards 100% retention of business rates by local government. This reset will also be accompanied by the transfer of additional responsibilities to local government, which could include a requirement to part-fund areas such as housing benefits. At this stage, it is impossible to predict the financial positions of both authorities under the new arrangements from 2020/21 onwards.

53. A single authority would have a different profile to the two current districts. Based on Medium Term Financial Strategy forecasts, the table below illustrates the comparative net budget and reserves and balances position of a new authority as at 2019/20, compared with the existing position.

2019/20 West Suffolk Net Budget Requirement (as approved February 2017)

NET BUDGET REQUIREMENT	Forest Heath £'000S	St Edmundsbury £'000S	West Suffolk £'000S
Council Tax	£2,730	£7,007	£9,737
Revenue Support Grant & Rural Services Delivery Grant	£214	£121	£335
Business Rates Retention	£2,992	£3,831	£6,823
New Homes Bonus Grant	£417	£1,493	£1,910
Total	£6,353	£12,452	£18,805
Council Tax	43%	56%	52%
Revenue Support Grant	3%	1%	2%
Business Rates Retention	47%	31%	36%
New Homes Bonus Grant	7%	12%	10%
Total	100%	100%	100%
General - Revenue	£2,000	£3,035	£5,035
Earmarked - Revenue	£6,204	£17,681	£23,885
TOTAL RESERVES	£8,204	£20,716	£28,920

54. The creation of a new, single council would enable a fundamental review of the earmarked reserves and balances held by the two separate authorities. In a number of areas, both authorities hold earmarked reserves for the same stated purpose, and a single council approach would entail consideration of revised and potentially lower levels for these. A new single council would be able to make more efficient use of its reserves, both in providing for future revenue commitments, and in enabling consideration of capital financing options, which are referred to in more detail later in this document.

Financial business case methodology

55. The ongoing savings / costs and one-off transition costs that could potentially be expected as a result of the creation of a new single council are based on an initial review, incorporating assessment by service managers of cashable and non-cashable costs and savings, experience gained through our existing transformation programme, and by taking into account others undertaking similar work in this area, such as East Suffolk.

56. As West Suffolk councils have been sharing all services since 2011, there are limited opportunities to generate further material savings from simply creating a new, single council. The savings are therefore based on the elimination of the relatively fixed costs of being separate authorities.

57. The ongoing savings have been categorised into the following areas:

- a. democratic savings
- b. corporate savings

- c. opportunity cost savings from removing need to invest in additional resources to support diverging financial strategies of two separate authorities

58. Later sections of this proposal consider two other financial aspects of a potential single council - council tax equalisation and capital finance considerations.

59. Overall, this financial analysis indicates that a creation of a single council could potentially produce further annual cashable savings of £0.5 million on top of the £4 million plus shared service savings being delivered annually to date across West Suffolk.

60. Estimated transition costs are likely to be recoverable within a year and will cover officer time and some external legal and software system costs to support the move to a single council.

Ongoing savings

Democratic savings

61. As noted in paragraphs 37-40 (above), the question of how many councillors should be elected to a new West Suffolk Council has not yet been considered by current Forest Heath and St Edmundsbury councillors. Whilst our draft business case proposed a future Council Size of 60 Councillors, further detailed consideration by members of the Future Governance Steering Group have developed a Council Size of 64 which will be proposed to Councils in October should this business case be agreed. This represents an 11% reduction in the total Council Size, taking into account potential savings that may be achieved through reduction in democratic duplication.

62. We recognise that the setting of councillor remuneration will be a matter for the new Council to determine, taking into account the recommendations of an Independent Remuneration Panel. Remuneration needs to be set to take account of the expectations we set for local Councillors taking a strong, empowered ward role, whilst accepting that Councillors should be influential players in the region, helping drive and shape growth. With this in mind, democratic budgets need to have sufficient flexibility to ensure Councillors can be fairly rewarded for the work they undertake.

Potential Annual Financial Savings as a result of a Single Council

Area	Saving	Rationale
Corporate Costs – cashable	£300k	The potential for savings have been identified in a number of areas; however, these are subject to contract retenders/or negotiations. Specific identified costs include: <ul style="list-style-type: none"> <input type="checkbox"/> External Audit Fees (£30k)

		<ul style="list-style-type: none"> <input type="checkbox"/> Bank Fees (£35k) <input type="checkbox"/> Corporate Subscriptions (£35k) <input type="checkbox"/> Insurance costs (£30k) <input type="checkbox"/> Reduced local plan production costs (£20k) <input type="checkbox"/> Reduced IT subscriptions (£25k) <input type="checkbox"/> Reduced procurement outcome costs (£25k) <p style="margin-left: 40px;">Other ancillary savings (£50k)</p> <p>The other ancillary savings includes the potential for savings within the Democratic structures, as set out within paragraphs 61-62 above.</p>
Opportunity Cost - cashable	£200k	Should both authorities not decide to become a single Council, the challenges they will face as individual Councils with potentially diverging financial agendas, are likely to increase. It is anticipated that to support both authorities to deliver their agendas without the capacity and productivity savings that may be achievable under a single Council, approximately £200k of additional resource will be required.
Staff Costs – non cashable efficiency savings	<p>£350k</p> <p>This includes a 20% efficiency gain for the Council's Leadership Team 10% efficiency gain for service managers (approx. £350k per annum)</p>	In addition to the cashable savings, the business recognises the gain in efficiency and capacity that would be released as a result of a single council. Particularly at senior management team level, serving two authorities generates a considerable level of diseconomies, especially in attending committee meetings, briefing councillors, report writing, etc. In these areas, a single council would create a high level of efficiency savings that, whilst not immediately cashable, would create increased effectiveness of management and productivity. This would enable greater focus on growing business areas (to generate new income to support services) and investing in communities.

		<p>We expect that staff efficiencies in the following areas:</p> <ul style="list-style-type: none"> <input type="checkbox"/> Senior Officer support to multiple Council meetings – preparation of separate reports, attendance at twin meetings, potential increase in delegation authority etc <input type="checkbox"/> Simplified invoicing / charging / billing arrangements, one statement of accounts <input type="checkbox"/> Simplified procurement exercises <input type="checkbox"/> Simplified elections and Democratic processes <input type="checkbox"/> Opportunities to review and streamline operating practices
--	--	------------------------------------------------------------------------------------------------------------------------------------------------------------------------------------------------------------------------------------------------------------------------------------------------------------------------------------------------------------------------------------------------------------------------------------------------------------------------------------------------------------------------------------------------------------------------------------------------------------------------------------------------------------------------------------

Corporate costs

63. In this financial analysis, a quantified estimate has been made in respect of a number of corporate areas where a single council would effectively automatically generate cashable savings compared with the current arrangements.

64. In addition to these estimates, however, an extremely important element of a single council that needs to be recognised is the gain in efficiency and capacity that would be released (non-cashable savings). Particularly at senior management team level, serving two authorities generates a considerable level of diseconomies, especially in attending committee meetings, briefing councillors, report writing, etc. In these areas, a single council would create a high level of efficiency savings that, whilst not immediately cashable, would create increased effectiveness of management and productivity. This would enable greater focus on growing business areas (to generate new income to support services) and investing in communities. To express this in financial terms, a 20% efficiency gain for leadership team, and a 10% efficiency gain for service managers is estimated to be equivalent to around £0.35 million per annum.

65. Examples of corporate areas that would effectively see immediate savings include external audit fees, corporate memberships, insurance policies costs and banking. External audit fees contain a significant element of fixed cost relating to the existence of both authorities as separate entities, and savings could be expected in both corporate audit costs, and the audit of benefit subsidy claims. Corporate memberships, such as Local Government Association (LGA) membership and insurance and banking charges would also be expected to reduce.

Opportunity cost savings

66. One of the risks of status quo is the councils could begin to diverge in their financial strategies as they face different pressures due to their revenue profiles, population sizes and other factors. This could then begin to unravel the considerable financial and service delivery benefits of shared services and as a result is likely to add cost back into the system through additional staffing capacity to deliver the diverging agendas. An estimated £0.2 million is expected to be saved under a single council model as additional capacity would not be required to support the diverging agendas of two separate authorities.

One-off transition costs

67. Estimates of one-off transition costs have been made at a corporate level, taking into account as far as possible the projects needed to support the two authorities through their transformational journey to a single council date and beyond as a new authority becomes embedded. Allowances for corporate one-off costs include estimates for change management, HR support, software system changes, legal and financial matters, contract novation and branding and signage (which could be phased), estimated to be below £0.5million with payback well within one year (assuming a 2019 implementation)

**One-off Transition Costs to becoming a single Council
Opportunity cost savings**

Area	Costs	Rationale
ICT and Systems – direct costs	£150k	We continue to work with software suppliers to allocate appropriate budget for this transition cost. We have estimated these costs based on conversations to date and from software estimate on the following key systems: <ul style="list-style-type: none"> <input type="checkbox"/> iTrent HR System <input type="checkbox"/> Agresso Accounting System <input type="checkbox"/> Xpress elections system <input type="checkbox"/> Idox Planning System <input type="checkbox"/> Modern.gov Democratic System <input type="checkbox"/> Academy Anglia Revenues Partnership Council Tax / NNDR systems
Advisory costs – direct costs	£50k	This will include specific advisory costs related to work to transition the local plan and housing requirements and costs associated with additional work that our external auditors may be required to undertake, such as reviewing the opening balances for the new Council and undertaking audit of the closing balances.

Change in identity and statutory requirements – direct costs	£80k	This will include costs associated with: <ul style="list-style-type: none"> <input type="checkbox"/> Signs, notices, front line staff uniforms <input type="checkbox"/> Civic Office and insignia <input type="checkbox"/> Website, intranet, internal and external communications
Shadow Authority Support Costs	£20k	This will include direct cash costs associated with the running and administration of the shadow authority, including expenses and costs associated with meetings
Direct Service Costs including project management	£200k	We have worked alongside all Council services to develop specific information about resource demands. This budget will include internal staff time requirements which will require in most cases to be back filled, in the following areas: <ul style="list-style-type: none"> <input type="checkbox"/> Internal modifications to systems and processes, including changes required to system templates as a result of new branding, changes to wards and boundaries and changes to resolve small anomalies between Council processes and policies (c. £50k) <input type="checkbox"/> Communications to external parties, including notification to suppliers and customers, partner arrangements (c. £20k) <input type="checkbox"/> Internal officer support to Shadow Authority (c. £20k) <input type="checkbox"/> Project and programme management of the transition (c. £30k) <input type="checkbox"/> Specific advisory services from HR, finance, ICT, legal, procurement (c. £50k) <input type="checkbox"/> Leadership and programme oversight (c. £30k)
Delayed implementation contingency	£50k-£75k	Should implementation not occur until 2020, then an additional contingency has been built into to

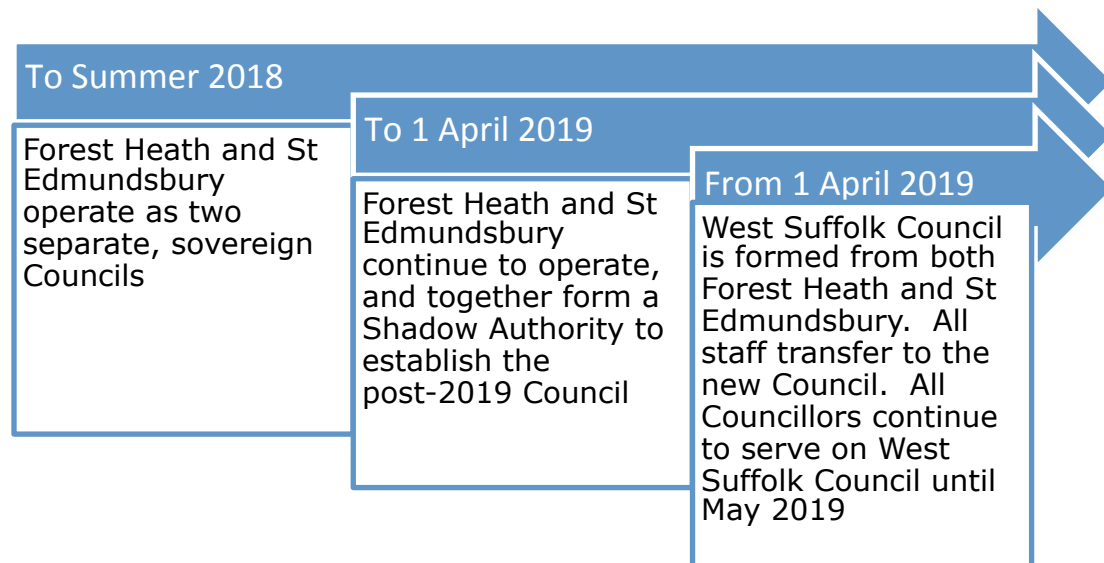
		support additional costs that may be occurred as a result of delayed elections, and in particular Parish Council elections
Total - One Off Transitional Costs	£500k (2019 implementation) £575k (with contingency)	

Implementation

67. Becoming a Single Council for West Suffolk represents an opportunity to both Councils, as sovereign bodies, to come together to improve community governance. In that regard, we strongly support a shadow authority arrangement to implement the proposals; this will enable consideration as to what is the “best” approach to operation in the future, and for both authorities to come together as equals.

68. It is anticipated that the Shadow Authority would become operational in the Summer of 2018. It will adopt all necessary policies; determine whether to apply for Borough Status; appoint statutory officers and determine its constitution. Importantly, it would also agree an Implementation Executive to oversee the planning of the transition arrangements.

69. In April 2019, both current authorities would cease and the new West Suffolk Council will take on the powers and responsibilities of the former bodies. Elections to the new West Suffolk Council would take place in May 2019. This will mean that all necessary modifications to systems and procedures will need to be implemented for April 2019, and on 1 April 2019, all staff TUPE transfer to the new Authority.



70. Due to the level of integration between the two Councils at present, work to create the new Authority will be less significant than within authorities that do not have the same level of harmonisation. In particular, due to staff operating on single terms, conditions and pay, the TUPE requirements are more straightforward. Work undertaken indicates that implementation at a service level should be achievable within a concentrated, 6 month period if required.

Other financial considerations

Capital finance considerations

71. There could be some potential to reduce the external borrowing requirements that would normally be projected if a single treasury management function, with access to greater volumes of cash and varying profiles, was available under a new, single council. There could also in the short term be some potential reduction in the Minimum Revenue Provision (annual allowance for the repayment of borrowing) requirement as the single council has access to a single capital receipt budget. Based on an estimated borrowing of around £1 million a year, which results in a MRP of around £40,000 (assuming a rate of 4%), and the use of capital receipts this revenue impact could effectively reduce by around £35,000 a year. The cumulative effect of adopting this approach would obviously be dependent on the availability of capital receipts or other resources.

72. No allowance has been made at this stage in this financial summary for any revenue savings arising from these possible revisions to capital financing policy – a new, single council would need fundamentally to review its capital programme priorities and funding, and financing considerations would form an element of this.

73. It is worth highlighting that the progress we have achieved to date in simplifying structures, moving to a completely integrated officer structure delivering, as far as possible, single strategies and policies, mean that both our costs to becoming a single Council, and the savings we will achieve, are not as high as other authorities who are not as far in their journey towards a single Council as West Suffolk. However, we fully believe that this should not detract from our own Business Case, given the potential benefits that a single Council can achieve.

Summary financial analysis

74. A summary of the financial analysis work that has been quantified at this stage is shown below as a high-level summary. This summary is focused on the narrower consideration of the costs and benefits associated with the creation of a single council which could assist DCLG in consideration of this proposal. Consequently, a number of areas where the new authority would need further to develop its approach to deliver the financial advantages associated with being a stronger, single, authority have not been built into this summary. Using these relatively narrow parameters, this summary indicates payback of estimated transition costs early in year 1 following establishment of a new council, and ongoing

savings are estimated to progressively increase during this analysis period when the new authority would be becoming increasingly embedded.

75. In addition to these identified ongoing savings, further potential revenue savings could result from review of both earmarked reserves and capital financing policy, as referred to later in this section. Additional non-cashable savings of £0.35 million a year are also expected through the management efficiencies and capacity created, as explained under the corporate costs section at paragraph 61.

On-going savings	Cashable savings	Non-cashable savings	Total
Democratic/corporate	£0.30m	£0.35m	£0.65m
Opportunity cost savings	£0.20m	£-	£0.20m
Total	£0.5m	£0.35m	£0.85m

Council Tax Modelling

76. There would be a need (and opportunity) to establish a new budget for a single council, supported by a single level of council tax. The current (2017/18 rates) council tax levels for Band D are as follows:

- i. Forest Heath DC - £142.38
- ii. St Edmundsbury BC - £182.16

77. It is important to note that council tax income is increasingly becoming one of the more reliable and resilient elements of an authority's income budget. With the increased uncertainty of business rates income and government grants (councils continue to experience significant reductions) it is increasingly likely that councils will need to consider a stable level of council tax income in any future budget projections, alongside wider investment strategies and the use of fees and charges. This approach supports the desire to become more self-sufficient in order to protect services for our various communities. For Forest Heath Council councillors, in particular, increased council tax receipts are likely to continue to be an essential element of their financial strategy in the next administration even if a single council is not created.

78. DCLG has in the past offered the opportunity to harmonise to a single council tax level over a five-year period but indicated that other options could be considered taking each business case on its own merits. It should be noted that it will be for the new, single council to determine the appropriate level of council tax, however for the purposes of this paper and the overall single council discussion and debate a number of harmonisation options have been worked on.

79. The modelling, attached at appendix B), seeks to ensure the following principle in any single year of a harmonisation period (for example 5 years): that the overall council tax receipts of a single council would not be significantly less than the projections of the combined receipts of the two separate councils over the medium term. (The receipts for a single council take into account the assumed cashable savings of

becoming a single council.) The modelling also takes into account the current annual council tax increase referendum limit (2% or £5 whichever is higher).

80. Based on the above , the level of council tax for the new, single council across the options modelled is likely to be around £182 - £188 per average band D property by 2025/26 (7th year of new single council). This charge is commensurate (perhaps slightly on the lower side) when compared with projected levels for other similar, local councils. This comes with the caveat that, of course, it will be for councillors at individual authorities to set their council tax levels taking into account all financial and political considerations.

G: FUTURE CHANGES AND CHALLENGES

81. In moving forward in these areas, we recognise as Leaders that, in common with many local councils, Forest Heath and St Edmundsbury Councils are now facing unprecedented levels of change, challenges and opportunities, including:

- localism and devolution;
- changes in funding (for example, reductions in Government grant and New Homes Bonus and the move to 100% Business Rate retention by local government);
- the need to focus on prevention and integration;
- technological change; and
- wider societal change.

82. We believe that we therefore need to maximise the resilience of local government in West Suffolk in order to be able to achieve the ambitions set out above, while responding intelligently to, and overcoming, the challenges facing our communities and the councillors who serve them.

83. Any consideration of the proposal for creating a single council needs to be set against this background of change. When comparing the 'do nothing' option with the single council proposal, for example, we need to bear in mind that the context in which both will operate will be very different from the current position in five to fifteen years' time. Our thinking therefore needs to focus on which model will best allow us to achieve our ambitions, give us the greatest resilience and financial self-sufficiency from 2020 onwards, not at the current time.

Examples of future changes and challenges

Behaving more commercially

The way councils are financed is changing and the main Government grant will end by around 2020. This means looking at new investments which generate an annual return and allow the councils to be more self-sufficient and therefore to protect public services.

And the councils have been bold with our investments. For example in August 2016 Forest Heath became the owners of a £14.5 million solar farm. This is largest publicly-owned solar farm in the UK and will generate income rising from £300,000 in the first year to just over £700,000 per year by year ten of the 25-year project.

Considering new funding models

The councils have been taking new steps to develop our organisation, estate, councillors and staff. We are now looking at new ways to provide efficient services which generate efficiency savings and build resilience into our services in the future.

One model being explored is joint ventures. West Suffolk councils recently set up Verse Facilities Management Limited with Suffolk County Council. Verse has enabled the partners to consolidate facilities management services into one company, saving more than £40,000 a year. But this joint venture is not only about putting facilities management under one hat, it also enables the partner councils to offer commercial services to other organisations and businesses to generate revenue which will contribute to the cost of running vital public services.

Becoming a single council would make the process of forming joint ventures and partnerships more straightforward, enabling us to drive forward this element of our commercial agenda.



East Town Park, Haverhill

H. OUTCOMES OF PUBLIC ENGAGEMENT

84. The draft proposal to become a single Council was considered and agreed by St Edmundsbury Borough Council on 13 June 2017 and Forest Heath District Council on 14 June 2017. Although engagement started in May 2017, the Council decisions triggered a period of formal public engagement. The engagement process was designed to inform residents, businesses, partners and stakeholders of the proposals as well as giving people an opportunity to have their say if they wished. It also included an independent and representative telephone poll which gave a 95% (+ or - 3%) confidence level.

85. The outcomes of the public engagement are being provided alongside this business case. In summary:

- a. Our engagement exercise show there is strong support for the proposals – in fact, when provided with a little more information, 70% of residents were supportive towards it. Stakeholders and residents are supportive of having a stronger voice for our area, cost savings and delivering services effectively;
- b. Sector stakeholders have shown particularly strong support. Local MP's are universally supportive, as is Suffolk County Council, the Local Enterprise Partnership, the Mayor of Cambridgeshire and Peterborough Combined Authority, Health partners and neighbouring District Councils.
- c. Feedback from our parishes, local communities and residents highlights that the operation of our new Council should be fair to all parts of our area, recognising the unique nature and challenges that all parishes, towns and communities face

We have prepared a full report summarising the engagement exercise, the outcomes and how we have responded to the feedback which is attached to this report at Appendix D.

86. As Appendix D highlights, there are some concerns that have been raised regarding the proposals. We believe that we demonstrate throughout this business case how we are addressing these concerns, but to provide some further insight in relation to the most common concerns:

- a. The concern that significant redundancies may arise as a result of the proposals – both Councils already have a shared officer structure; however, there is concern that officer time could be more effectively employed driving forward key initiatives rather than supporting two Councils. As a result, we propose to more effectively utilise officer time available to the Councils through Single Council, and there is no expectation of redundancies arising.
- b. The loss of local identity and representation – this is an important consideration our councillors are making when putting forwards their case for the future Council Size, which will be submitted to DCLG should this business case be agreed. The Council's Families and Communities Strategy is

a core part of the way we expect our Council to operate, supporting communities to help themselves. This approach requires strong ward representation, and as a result, we have approached our consideration of future governance with the view that whilst there may be opportunities to make savings in decision making, strong local representation must continue.

- c. The loss of local service provision – we expect to continue operating our services at all current service locations, and in particular, will hold meetings and deliver services from our two main locations, West Suffolk House (Bury St Edmunds) and Mildenhall (which we expect will be replaced by the Mildenhall Public Service Hub in 2019/20)

87. In summary, we believe that the outcomes of this engagement shows strong public support towards the proposals, and all concerns raised through the engagement can be adequately addressed through this business plan and the way that the new Council operates.

Future form of local government in West Suffolk - options appraisal

	Better local/public services	Significant cost savings	Greater value for money	Stronger and more accountable local leadership	Sustainability in the medium to long term
Do nothing	Poor financial sustainability puts at risk delivery of services in the medium term.	Ongoing costs of servicing two sovereign bodies (i.e. lack of opportunity to make savings).	Little opportunity for additional value for money savings to be made on top of the existing shared services savings.	Some possibility of democratic deficit as more and more joint decisions are taken. Lack of opportunity to refresh leadership structures.	Risk of divergent agendas between two councils could lead to financial vulnerability.
Revert to working as two separate councils (dismantle the shared service partnership)	Transition costs and poor financial sustainability would place ongoing delivery of services at serious risk.	Need for additional costs to reappoint individual officers to serve the two councils.	Duplication of work would inject additional costs into the organisations.	Traditional model of district council leadership.	Most vulnerable form of local government in the future (poor sustainability of very small councils)
Expand the shared service partnership (to include additional new partners)	Increased scale could enhance service delivery, but complexity of arrangements could reduce the speed, efficiency and simplicity of service delivery.	Significant staff savings with minimal transitional costs.	Could generate greater efficiencies and economies of scale, up to a point of diminishing returns (due to distance and multiple sovereign bodies)	More opportunities for democratic deficit as shared decisions are taken by a wider pool of members	Significant risk of divergent agendas between a wider number of partner councils

Future form of local government in W Suffolk - options appraisal	Better local/public services	Significant cost savings	Greater value for money	Stronger and more accountable local leadership	Sustainability in the medium to long term
Create a single council for West Suffolk	Opportunity of a new streamlined council that can benefit from economies of scale and strong financial position	Some transitional costs due to formal processes that need to be followed, plus harmonisation of council tax levels.	Most efficient model of working across W Suffolk, plus better opportunities for integrated working in the wider public sector due to scale and simplicity.	Opportunity for strong strategic leadership, strong partnerships and greater focus on locality based working alongside families and communities	Most resilient form of local government in the future due to scale (inc investment potential), simplicity and potential for integration.

	Strong positive impact
	Weak positive impact
	Weak negative impact
	Strong negative impact

Council Tax Harmonisation options

APPENDIX B

Option 1 - Harmonisation over 5 years

	2019/20	2020/21	2021/22	2022/23	2023/24	2024/25	2025/26
	Year 1	Year 2	Year 3	Year 4	Year 5	Year 6	Year 7
Council Tax Levels							
Forest Heath DC	152.28	157.23	162.18	167.13	172.08	177.03	181.98
<i>Annual change Forest Heath DC</i>	4.95	4.95	4.95	4.95	4.95	4.95	4.95
St Edmundsbury BC	182.16	182.16	182.16	182.16	172.08	177.03	181.98
<i>Annual change St Edmundsbury BC</i>	0.00	0.00	0.00	0.00	-10.08	4.95	4.95
	£'000s	£'000s	£'000s	£'000s	£'000s	£'000s	£'000s
Council Tax Foregone	0	0	135	275	808	771	736
Transitional costs (est.)	300						
Savings	(300)	(300)	(500)	(500)	(500)	(500)	(500)
Net impact (income)/cost	0	(300)	(365)	(225)	308	271	236

Option 2 - Harmonisation over 6 years

	2019/20	2020/21	2021/22	2022/23	2023/24	2024/25	2025/26
	Year 1	Year 2	Year 3	Year 4	Year 5	Year 6	Year 7
Council Tax Levels							
Forest Heath DC	152.28	157.23	162.18	167.13	172.08	177.03	181.98
<i>Annual change Forest Heath DC</i>	4.95	4.95	4.95	4.95	4.95	4.95	4.95
St Edmundsbury BC	182.16	182.16	182.16	182.16	182.16	177.03	181.98
<i>Annual change St Edmundsbury BC</i>	0.00	0.00	0.00	0.00	0.00	-5.13	4.95
	£'000s	£'000s	£'000s	£'000s	£'000s	£'000s	£'000s
Council Tax Foregone	0	0	135	275	420	771	736
Transitional costs (est.)	300						
Savings	(300)	(300)	(500)	(500)	(500)	(500)	(500)
Net impact (income)/cost	0	(300)	(365)	(225)	(80)	271	236

Option 3 - Harmonisation over 7 years

	2019/20	2020/21	2021/22	2022/23	2023/24	2024/25	2025/26
	Year 1	Year 2	Year 3	Year 4	Year 5	Year 6	Year 7
Council Tax Levels							
Forest Heath DC	152.28	157.23	162.18	167.13	172.08	177.03	181.98
<i>Annual change Forest Heath DC</i>	4.95	4.95	4.95	4.95	4.95	4.95	4.95
St Edmundsbury BC	182.16	182.16	182.16	182.16	182.16	182.16	181.98
<i>Annual change St Edmundsbury BC</i>	0.00	0.00	0.00	0.00	0.00	0.00	-0.18
	£'000s	£'000s	£'000s	£'000s	£'000s	£'000s	£'000s
Council Tax Foregone	0	0	135	275	420	572	736
Transitional costs (est.)	300						
Savings	(300)	(300)	(500)	(500)	(500)	(500)	(500)
Net impact (income)/cost	0	(300)	(365)	(225)	(80)	72	236

Option 4 - Merged rate from April 2019

	2019/20	2020/21	2021/22	2022/23	2023/24	2024/25	2025/26
	Year 1	Year 2	Year 3	Year 4	Year 5	Year 5	Year 5
Council Tax Levels							
Forest Heath DC	166.94	170.28	173.69	177.16	180.70	184.32	188.00
<i>Annual change Forest Heath DC</i>	19.61	3.34	3.41	3.47	3.54	3.61	3.69
St Edmundsbury BC	166.94	170.28	173.69	177.16	180.70	184.32	188.00
<i>Annual change St Edmundsbury BC</i>	-15.22	3.34	3.41	3.47	3.54	3.61	3.69
	£'000s	£'000s	£'000s	£'000s	£'000s	£'000s	£'000s
Council Tax Foregone	300	207	244	280	316	351	392
Savings	(300)	(300)	(500)	(500)	(500)	(500)	(500)
Net impact (income)/cost	0	(93)	(256)	(220)	(184)	(149)	(108)

For information - cost of reducing to the lowest level, discounted as not financially viable

Council Tax Levels	2019/20	2020/21	2021/22	2022/23	2023/24	2024/25	2025/26
	Year 1	Year 2	Year 3	Year 4	Year 5	Year 5	Year 5
Forest Heath DC	152.28	157.23	162.18	167.13	172.08	177.03	181.98
<i>Annual change Forest Heath DC</i>	4.95	4.95	4.95	4.95	4.95	4.95	4.95
St Edmundsbury BC	152.28	157.23	162.18	167.13	172.08	177.03	181.98
<i>Annual change St Edmundsbury BC</i>	-29.88	4.95	4.95	4.95	4.95	4.95	4.95
	£'000s	£'000s	£'000s	£'000s	£'000s	£'000s	£'000s
Council Tax Foregone	1,105	931	889	848	808	964	743
Savings	(300)	(300)	(500)	(500)	(500)	(500)	(500)
Net impact (income)/cost	805	631	389	348	308	464	243

Note: The 'annual change' rows under each option above, reflect the annual change under the harmonised council tax options as a single council. Both council's financial plans, as standalone councils, would have assumed a continued rise in council tax during the same period. Forest Heath DC at £4.95 a year and St Edmundsbury BC at 2% per year.

Appendix C: Risk management

1. In order to properly consider whether to proceed with the proposed single council creation, we need to be mindful of the risks associated both with proceeding and with not proceeding, to ensure that the benefits described above outweigh the risks.

2. An appraisal of the risks associated with proceeding with a new council is set out below, covering the following risks and potential mitigations.

1. Proposal is not approved by the Secretary of State.
2. Insufficient time for Parliamentary Processes
3. Creation of a new council is not implemented effectively.
4. Predicted benefits are not realised.
5. Changing status results in unforeseen changes in funding.
6. Confusion over new governance arrangements.
7. Residents perceive the council is more distant.
8. Lack of support from the public.
9. Resistance to change among staff and councillors.
10. Lack of clarity on overall vision and outcomes.
11. Changes in the external environment.

3. Meanwhile, there are a number of risks associated with NOT proceeding with a single council, which need to be borne in mind including:

1. Financial risks of diverging priorities – leading to cuts in service provision, reduced customer satisfaction and higher acute costs (due to lack of investment in prevention).
2. Risks of diverging political priorities during a time of intense pressure on local government (competing priorities). Possible breakdown of shared services arrangements.
3. Greater pressure on council tax levels.
4. Creating asymmetrical member arrangements across the two councils through the forthcoming electoral review process (in 2017) and missing the opportunity to align ward sizes.
5. Reduced councillor, staff and resident morale due to potential impacts on service delivery.
6. Missing out on 'first mover' advantage.

1. Proposal is not approved by the Secretary of State	
Impact	Action/ control
Unable to implement the creation of a single West Suffolk Council.	We will continue to seek advice and guidance from the Department for Communities and Local Government (DCLG) and other associated bodies

	such as the Local government Association (LGA) and Local Government Boundary Commission for England (BCE) to ensure we meet their expectations and make our vision and outcomes clear.
2. Insufficient time for Parliamentary Process	
Impact	Action / Control
Implementation of a West Suffolk Council takes place in 2020, rather than 2019, resulting in a loss of financial benefits for one year	We continue to work alongside DCLG counterparts to ensure priority is given to progressing the proposals for a 2019 implementation
3. Creation of new council is not implemented effectively	
Impact	Action/ control
Negative impact on political relationships and service delivery. Negative impact on profile of the previous councils and new merged Council.	We will create a clear and long term vision with regular performance management and progress reports. We will also establish robust political and officer governance to deliver the creation of a new council and long term vision.
4. Predicted benefits are not realised	
Impact	Action/ control
Savings and service benefits are not delivered which creates additional budget pressures for the new council.	We will create a clear framework for managing the financial benefits expected from the change. Detailed project design will ensure successful implementation of the new arrangements and associated benefits.
5. Changing status results in unforeseen changes in funding	
Impact	Action/ control
Unforeseen budget and service delivery pressures for the new council.	We will continue to horizon scan and engage with Government departments on new developments and announcements. Throughout the transition to a new council we will assess the impact not only on the separate councils but also the future council.
6. Confusion over new governance arrangements	
Impact	Action/ control
Reduced public confidence in the decision-making process and quality of decisions being made by the council.	We will establish robust political governance in consultation with DCLG, the LGA and the BCE.

Inability to make key decisions which are essential to the running of West Suffolk services.	Cross-party and cross-authority work on the new constitution will start during 2017 to ensure appropriate arrangements are in place ahead of the first election in May 2019.
7. Residents perceive the council is more distant	
Impact	Action/ control
Less sustainable and resilient communities resulting in increased public sector demand and costs. The council could experience a reduced ability to understand and address different needs across the west Suffolk localities.	There will no change to customer access arrangements. We have a new approach to supporting families and communities and would look to take this approach into the new, single council. A detailed communications plan will be in place to ensure we actively engage with key partners, stakeholders and the local community to minimise any impacts.
8. Lack of support from the public	
Impact	Action/ control
This would bring a lack of credibility from residents, businesses, councillors and partners. The knock-on effect would be reduced willingness to form partnerships with a new council and a lack of public trust in the councils' ability now, or future new council's ability, to deliver public services.	A comprehensive communications plan will be in place and will include detailed engagement with the public. Engagement with the public will include a telephone poll with a representative sample of West Suffolk residents alongside the ability for anyone to comment. The communications plan will also include briefings with staff and politicians so that the key messages can be disseminated to and discussed with the public, local business and our partners.
9. Resistance to change among staff and councillors	
Impact	Action/ control
Difficulty trying to establish an organisation culture and potential for councillor resignations/disaffection. The message being disseminated by staff and members could be negative and this could impact on the public support for the creation of a single council. Increased employee and member dissatisfaction could lead to poor performance.	Our strategy for the creation of a new council will be open and transparent so that all staff and members are fully informed and engaged with at every step of the process. In addition we will work with the Unison to ensure that any staff transitional arrangements are clear and straightforward. We will have

	regular briefings with all members and ensure that all communication channels are used to keep members are fully informed at all times.
10. Lack of clarity on overall vision and outcomes	
Impact	Action/ control
Increased senior officer and member time to manage internal and external relationships. A lack of clarity regarding the direction of the council could also have a negative on the profile for the council and bring difficulties to service delivery. Elected members' commitment to the partnership could falter and there could be a return to the previous separate arrangements.	We will have a clear, long term, strategic vision for the new single council. The political and officer structures and governance arrangements will have been established and in place ready for the first elections. We also have a performance management framework in place to ensure that the ambitions for the new council are being delivered.
11. Changes in the external environment	
Impact	Action/ control
New Government initiatives or policies or a change in local government reorganisation could halt or delay the creation of a single council.	We will continue to liaise with DCLG and the LGA regarding any national developments or Government announcements. Our business and service planning arrangements will remain flexible so that we can make changes to reflect the changing economic climate and political landscape.

A single council for West Suffolk - stakeholder engagement

Summary of engagement

Comprehensive publicity and engagement of the proposals started in May 2017 and ran until the end of August. The purpose was to inform people and stakeholders of the Councils' proposals and give them the opportunity to engage and have their say if they wished to. As part of the comprehensive engagement an independent and proportional representative phone poll was also held to help gauge public opinion. This was to help inform councillors in debating the proposals.

Engagement activities included:

- ComRes phone poll which gave a 95% confidence level and margin of error of plus or minus 3.09%.
- more than 160 local organisations, parish and town councils as well as stakeholders contacted and provided with information, packs and offers of meetings.
- face to face briefings of groups and local representatives
- media and social media campaigns resulting in more than 50 stories and tens of thousands of people engaged with online including 45 dedicated community Facebook pages.
- dedicated web page, with links to all relevant documents, questions and answers, summary and full draft business case and dedicated e-mail address set up to give information and people the opportunity to leave comment.
- advert on social media and posters in public places, such as libraries
- information with frontline staff, such as refuse collectors.

Outcomes:

- Some 70% of the people polled by the independent company said they were in favour of the creation of a single council.
- There was strong support from local business and industry groups, including both Local Enterprise Partnerships (New Anglia and Greater Cambridge Greater Peterborough). This also included major industries, such as horseracing.
- Partner public services gave letters of support as did neighbouring authorities, including the newly formed Cambridgeshire and Peterborough Combined Authority as well as Suffolk County Council. Local NHS health partners and the Police and Crime Commissioner were very supportive.
- Overall the balance of feedback was favourable, with many stakeholders acknowledging the benefits of savings and efficiencies as well as the opportunities it would bring to the area.
- 88 responses through the website where people could leave comments, ask questions or raise concerns.
- Important priorities for a new single council were highlighted as continuing the delivery of important services to local people, being better placed to plan for the future and strengthening west Suffolk's voice in the region and nationally.
- Concerns raised included the needs of all towns and villages taken account of, especially the need to avoid an excessive focus on one town or area over another. Other concerns include the need for effective local democratic representation and decision making. A range of questions were posed in relation to implementation costs including council tax implications, how savings would be achieved, any changes to local authority boundaries and any impact on the nature and location of future service delivery.

1 Background

- 1.1 Following the agreement in principle of the draft business case for a single council by both Councils in June 2017, it was agreed that a formal period of public and stakeholder engagement would be undertaken to test the business case and ascertain if there was support amongst the communities, businesses and partner organisations in west Suffolk for the proposals, before the final business Case was presented to Councils in September.
- 1.2 Key stakeholders were informed of the proposals, via a formal communications programme on the day that the Leaders' intentions were announced (9 May 2017). The announcement was accompanied by a media briefing, which significantly increased the profile of the issue in the local and regional media and drew it to attention of many residents. The opinion polling work carried out by ComRes showed that within the month that the Councils agreed to engage, 50% of the population were aware of the initiative. Subsequent media releases and publicity was sent out through the formal Cabinet and Council meetings stages, including follow-up letters to stakeholders. From June, a full engagement programme was carried out as summarised below.

2 The engagement programme

- 2.1 The programme comprised:
- A proportionally representative 'phone poll', commissioned from a specialist nationwide polling company. The company independently surveyed a representative sample of randomly selected electors across both Councils' areas to capture their views towards the proposal. The methodology used provided a statistically robust set of results, in line with the gold standard for the industry.
 - A media campaign was launched with themed news releases, briefings and letters answering questions raised.
 - An information and publicity pack for every councillor, parish and town council as well as stakeholders and interest groups. The pack included a news release, a draft news story for local parish publications, the draft business case, a summary of the business case, a poster and an invitation to have their say.
 - Dialogue between Members and residents, businesses and community organisations in their Wards;
 - A dedicated section on the Councils' website, explaining why the Councils wished to proceed with the proposals. The website included "frequently asked questions" that had been raised through the process about the proposals as well as Cabinet and

Council papers, the draft business case and a summary of the business case;

- An online survey accessed via the webpage described above, to enable the public and other stakeholders to comment on the proposals, provide qualitative feedback and pose questions;
- Identification of existing programmed community events where the single council proposals could be discussed and public attention drawn to the survey;
- Formal communication to 162 stakeholders, identifying the Councils' intention to proceed and why this was the case, offering opportunities to discuss the proposals and raising awareness of the online survey. Opportunities to engage with the Councils via social media, including a Facebook advert;
- Talks at resident and business forums as well as public events; and
- Staff briefings and information provided for frontline employees, such as refuse collectors.

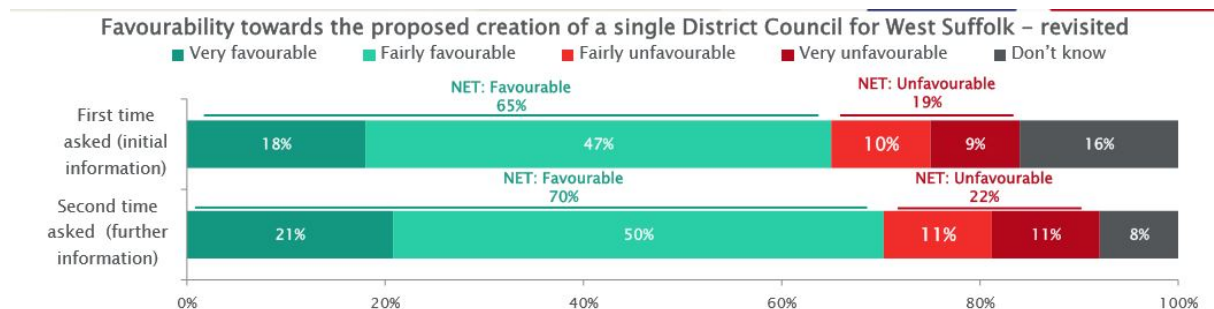


2 Findings from the phone poll

- 3.1 The key aims of this research were to understand the views of adults in the Forest Heath District and St Edmundsbury Borough Council areas about the proposal to create a new single District-level Council for both areas; current concerns and perceived

benefits of the proposed creation of a new single District-level Council for West Suffolk; and residents' priorities and objectives for local government in their area.

- 3.2 Specialist polling organisation ComRes were commissioned to carry out telephone interviews (between 30 June and 24 July 2017) with adults aged 18+ living in West Suffolk. All respondents were eligible to vote in Council elections in either Forest Heath District Council or St Edmundsbury Borough Council areas. ComRes set quotas by Council area and surveyed 400 adults in Forest Heath and 600 in St Edmundsbury, ensuring that samples were balanced in terms of age, gender, ward, socio-economic grade and ethnicity. This gave a 95% confidence level and margin of error of plus or minus 3.09%.
- 3.3 Half (50%) of adults in West Suffolk say they have heard of the proposal to create a new single District-level Council for West Suffolk, with two in five (41%) saying they know at least a little about it. When first asked the majority of local adults (65%) say they are favourable towards it – more than three times the proportion who say they are unfavourable (19%). When provided with more information on the proposal and its impact, residents are marginally more likely to be both favourable and unfavourable than before (70% and 22% respectively).



- 3.4 Almost all residents (97%) surveyed say it will be important for the new single District-level Council to continue the delivery of important services to local people, with around nine in ten (88%) saying this is very important – the most of any objective tested. At least nine in ten adults say that allowing the council to better plan for the future, or ensuring the new council is better equipped to meet the future challenges facing local government is an important objective for it to achieve (93% and 90% say this respectively). Almost nine in ten (87%) residents say that strengthening West Suffolk's political voice in the region and nationally is an important objective to achieve – particularly relevant given central government focus on devolution over the past few years. Despite four in five adults saying that delivering further efficiency savings in the budget of around £800,000 per year is important (81%), it is rated the lowest of all the objectives listed.

- 3.5 Residents are most likely to say they are neutral or positive (34% for both) towards a prospective reduction in the number of councillors in West Suffolk. A majority of adults in West Suffolk say they are not concerned with the proposal to create a new single District level Council (54%). Around two in five adults in West Suffolk express concerns with the proposal (42%). Indeed, one in nine (11%) say they are very concerned about it. The primary concerns centre around a loss of 'local voices' being heard, a lack of political accountability, and the perception that the delivery of services that are already stretched will be negatively affected.
- 3.6 When asked about the impact a new Council would have on particular demographic groups, local adults are more likely to say this would be positive than negative upon each. In addition, at least a third say that the impact of the proposal will make no difference to any of the demographic groups tested. These results suggest that the changes to the Council are generally seen to have a largely positive or neutral impact on these different demographic groups.
- 3.7 A majority of residents say that the proposal will not have a negative impact on any of the groups tested (63% say none of the groups tested will be negatively impacted by the creation of a single District-level Council for West Suffolk). However, it should also be noted that just less than half say the same about the proposal having a positive impact (at least 45% say each of the groups tested will not be positively impacted by the creation of a single District-level Council for West Suffolk).
- 3.8 It is also worth noting three in ten adults say that people living in rural areas will be positively impacted by the proposed creation of a single District-level Council for West Suffolk (31%), with a further third saying this will make no difference (34%). However, a quarter (25%) say that people living in rural areas will be negatively impacted by this – the highest negative rating of all groups tested.
- 3.9 The full ComRes report and data tables are attached at Appendices E and F.

4 Engagement with external stakeholders

- 4.1 Council officers and members have engaged with a range of 162 stakeholders to provide information about single council proposals and respond to questions. A summary of engagement by stakeholder group is provided below. This involved a combination of formal letters, meetings and briefings. Letters received from these groups are attached at Appendix G.

Business stakeholders

- 4.2 There is broad support from the business sector across West Suffolk. Both LEPs - New Anglia Local Enterprise Partnership and The Greater Cambridge, Greater Peterborough Enterprise Partnership has expressed support for the proposal. Both

highlighted that by bringing together all of the voices of businesses from West Suffolk into one organisation, they believe that we will create a stronger voice for business needs locally, particularly when it comes to upgrades to infrastructure and around major projects, such as the future of RAF Mildenhall.

New Anglia Local Enterprise Partnership:

"...Whilst two councils have served their residents well for many years, the business case is compelling in a number of ways.

We agree that combining the two authorities will improve the effectiveness and resilience of service delivery as well as putting the authority on a sounder long term financial footing.

We also agree the proposals will enable the area to have a clearer voice in dealing with partners such as ourselves and be of the scale to maximise investment opportunities for the benefit of the area and its residents..."

The Greater Cambridge, Greater Peterborough Enterprise Partnership:

"I am writing to support plans for your two Local Authorities to formally merge to create a single local authority for the West Suffolk area.

We fully appreciate the significant challenges facing local government, and we welcome the proactive approach from St Edmundsbury Borough Council and Forest Heath District Council to tackling these issues in a positive manner.

By bringing together all of the voices of businesses from West Suffolk into one organisation, we believe that it will create a stronger voice for business needs locally, particularly when it comes to upgrades to infrastructure and around major project, such as the future of RAF Mildenhall.

It also means you will still be of a scale that will enable you to work with, and listen to, businesses of all sizes – from micro businesses through to large corporations. Something that is vital for the continued growth and prosperity of the local area."

- 4.4 A range of other business stakeholders have been contacted and visited and the sector has expressed broad support. The Suffolk Chamber of Commerce is supportive of the proposal and has highlighted a range of areas where it would like further discussion, both on behalf of and to facilitate broader engagement with businesses. The Newmarket and Bury St Edmunds Business Improvement Districts (BIDs) have expressed support as have stakeholders from the horseracing sector, with written support from Tattersalls. Equally there has been support from market traders, such as the Bury Market Traders following a briefing and question and answer session. Engagement also continues with the sector with follow-up meetings being arranged to talk through points raised or looking at opportunities for further benefits.

Central Government and MPs

- 4.5 Contact is ongoing with the Department for Communities and Local Government. A letter was received on 25 July from The Rt Hon Sajid Javid MP, acknowledging our progress and confirming that our proposal will be considered if/when received.
- 4.6 Letters of support have been received from all local MPs - Jo Churchill, James Cartlidge and The Rt Hon Matt Hancock.

Local government stakeholders

- 4.7 Suffolk County Council and all neighbouring district and county councils have been written to. Support has been received from all Suffolk District and County authorities. Letters of support have been received from Babergh and Mid Suffolk District Councils, Breckland District Council, Suffolk County Council, Cambridge City Council, Norfolk County Council, the Borough Council of King's Lynn and West Norfolk and Braintree District Council. In addition Cambridgeshire and Peterborough Combined Authority has also written in support. Our local district councils highlight the draft business case and generally see a creation of a new single council as continuing the strengthened bonds that already exist to deliver the best outcomes for our local communities. Partners across our borders recognise the opportunity and benefits a new single council has not only for west Suffolk but the wider region - especially in terms of housing, infrastructure and the local economy.
- 4.8 In addition the Suffolk Police and Crime Commissioner has given his support. He is very supportive of the proposal which he says will improve efficiency and effectiveness. The Commissioner also highlights the "commendable focus on growth and development which I wholeheartedly support. As Police and Crime Commissioner I have seen first hand the link between economic and social deprivation and raised levels of crime, abuse, addiction and antisocial behaviour. Any initiative that assists with wealth generation and greater prosperity is most welcome."

Suffolk County Council

"Overall, Suffolk County Council is broadly supportive of the proposal for Forest Heath District Council and St Edmundsbury Borough Council to merge to form West Suffolk Council. The draft business case communicates clearly the rationale and this is mainly an issue for Forest Heath and St Edmundsbury councillors.....

The challenges and aspirations set out within the document match those of the County Council as described within "Our Priorities 2017 – 21". We share a desire to build on previous joint working and successes achieved with partners, and continue to work together acknowledging the contribution of the wider public sector in West Suffolk.

I wish you both, the Councillors and Officers at Forest Heath and St Edmundsbury good luck in the transition to West Suffolk and we look forward to continuing to build on our positive, productive and valued partnership."

Cambridge City Council:

"...Growth corridors extend out from Cambridge in all compass points, comprising a planning zone from St Neots to St Edmundsbury. This is already a de facto housing market area, and includes the A1307 corridor towards Haverhill, and the A11/A14 corridor past Newmarket to Mildenhall and Bury St Edmunds.

"With this particular set of opportunities and challenges in mind, we fully support your partnership, and look forward to working ever closer with West Suffolk on ensuring growth is well planned, and supported by appropriate economic, social and environmental infrastructure."

Breckland Council

"You are to be applauded on this innovation in delivering better local public services whilst reducing costs and strengthening local democracy. Boundaries of organisations are in my view artificial and it's the delivery for the best outcomes for the communities that is of greatest interest.

"Your business case appears to be an honest and transparent assessment of the risks and financial outcomes associated with the proposal, alongside the benefits."

Town and parish councils

4.9 Discussions have been held at town and parish forums. Town and parish councils have also been contacted individually and encouraged to comment. Seven responses have been received, four were largely supportive and three raised concerns as summarised below.

- *Lakenheath Parish Council* highlighted eight advantages and four disadvantages, the latter relating to fewer councillors, impact on staff, reduced office space and taking account of rural need.
- *Troston Parish Council* is supportive but want to ensure that services and staff are not overstretched.
- *Horringer-cum-Ickworth Parish Council* are supportive in principle but want to ensure service quality is not compromised and hope that co-ordination with Suffolk County Council Highways team is improved.
- *Kedington Parish Council* is not supportive and has concerns about local needs and local decision making.
- *Haverhill Town Council* is not supportive and has concerns about local decision making, any redundancies, harmonisation of council tax and Local Plan/housing implications.
- *Brandon Town Council* is broadly supportive but raises some questions about service delivery and access.
- *Mildenhall Town Council* – acknowledges the benefits of savings and resilience but has concerns regarding loss of identity for Forest Heath, that a new district would be dominated by Bury St Edmunds, job losses, not wanting to see any loss of representation and raises a question about how planning would work under new arrangements.

Housing providers

- 4.10 Housing providers have been contacted, individually and via the Housing Forum with general support expressed. Officers have also spoken to providers explaining the proposals and answering questions. Havebury Homes and Flagship have provided letters of support. They emphasise how a new single council will be better able to help local communities and housing needs, while protecting services.

Health stakeholders and third sector organisations

- 4.11 Support has been received from the West Suffolk Hospital NHS Foundation Trust and West Suffolk Clinical Commissioning Group NHS. The West Suffolk Hospital NHS Foundation Trust indicates that the single council proposal aligns well with its own strategy for the integration of health and care as evidenced by the shift in the delivery of community services aligned to the West of Suffolk and the structure of an Integrated Care System for West Suffolk.

Community and voluntary sector partners have been contacted including Community Action Suffolk, the CAB and the Suffolk Disability Forum.

West Suffolk Clinical Commissioning Group NHS

"The local NHS is very supportive of the proposal you set out.

We are very keen that we continue to build on the transformation work that we are driving together, such as Buurtzorg. In time we think there is possibility for local government in West Suffolk to develop further the community services alliance that launches in October."

Other local stakeholders and opinion formers

- 4.12 The Theatre Royal, Bury St Edmunds is strongly supportive, welcomes the stronger voice and broader influence that a single council would bring and hopes that it would also help it to reach audiences and communities in the current Forest Heath district.
- 4.13 The Bury Society, whilst acknowledging the benefits of a single council, has concerns about the loss of Borough status for Bury St Edmunds. West Suffolk Councils have replied, addressing these concerns.
- 4.14 The Right Honourable Lord Tebbit has expressed support.

5. Media and Social Media

- 5.1 A co-ordinated media and social media campaign was conducted from May and through the June to August engagement period. The aim was to inform people of the proposals and to encourage them to find out more and make their views known if they wished to. ComRes results showed that 50% of the people polled were aware of the proposals within a month of the councils agreeing to formal

engagement. Letters or stories were answered when necessary and readers were signposted to the dedicated web pages and online materials.

5.2 There were 52 media stories, local, national and local Government, including print, online, radio, TV and stories sent to Parish Magazines. This followed a series of news releases and briefings on the proposals as well as reminders for people to have their say. Media monitoring shows that 87% of those stories were either neutral or positive.

5.3 Social media was used to support the engagement, including the use of Facebook, Twitter and Instagram as well as a Facebook Advert. Posts were also shared in 45 local Facebook Group pages across west Suffolk which have a combined membership of 71,000 members which has a total reach of 20,000. Over the campaign the Council's messages had a reach of 67,000 through Facebook and 39,000 impressions through Twitter.

The screenshot shows the East Anglian Daily Times website. At the top, there is a weather widget showing 18°C and 12°C, and a navigation menu with links for Home, News, West Suffolk, Business, Sport, What's on, EA life, Jobs, Property, Motoring, and Contact. Below the navigation is a 'HOT TOPICS' section with links for Corrie Mckeague, Ed Sheeran, Ipswich Town, Tour of Britain, and Eat Suffolk. A blue banner below that reads 'Bialkowski, Counago, Keane - Brand new edition of Kings of Anglia can be ordered here'. The main article is titled 'Forest Heath and St Edmundsbury councils want to form a new single West Suffolk council', published on 08:34 09 May 2017 and updated on 16:13 09 May 2017 by Matt Reason. The article features a large image of West Suffolk House in Bury St Edmunds. Below the image is a caption: 'West Suffolk House in Bury St Edmunds. Picture: PHIL MORLEY'. The article text begins: 'With a highly influential and well-funded mayor on their doorstep, two west Suffolk councils are planning to merge in a bid to ensure they are not left behind.' To the right of the article is a social media sharing section with icons for Facebook, YouTube, Twitter, and Google+. Below that is a search bar and a 'Don't Miss' section with three featured stories: 1. 'Updated: Lorries urged to avoid Orwell Bridge this evening as winds up to 60mph predicted to hit Suffolk', 2. 'Ipswich High School for Girls changes name to Ipswich High School and will accept boys from 2018', and 3. 'West Suffolk Hospital apologises after staff operate on wrong patient'.

6. Online comments

- 6.1 Dedicated online pages and materials were publicised to enable the public and other stakeholders to 'have their say' about the single council proposals and pose any questions. It was publicised via the local news media, the Councils' website and social media as well as through letters and e-mails to stakeholders and councillors. A total of 88 comments were left. Some of these were from stakeholder organisations but the majority were from members of the public.
- 6.2 All responses and our replies are provided in full at appendix H. Those respondents who provided an email address in order to receive further updates have been signposted to these responses. Many of our replies reflect information that had already been provided in the business case and in the commonly asked questions on the webpage.
- 6.3 The common themes arising from the survey can be summarised as:
- support for the proposal and its benefits in terms of cost savings, streamlined delivery and a stronger voice;
 - concerns that future arrangements should take full account of the needs of all towns and villages and be locally sensitive, including the need to avoid excessive focus on Bury St Edmunds and a lack of focus on Haverhill;
 - questions about the costs to the taxpayer;
 - queries about council office locations;
 - questions about any impact on service delivery;
 - comments about the planning function;
 - comments about democratic representation and the number of councillors;
 - questions about how savings are to be achieved.

7. Engagement with employees

- 7.1 All employees of both authorities have been informed about the single council proposals via intranet briefings, staff briefings and team meetings and encouraged to comment. Meetings were also held with Unison and the proposals explained.



A SINGLE DISTRICT-LEVEL COUNCIL FOR WEST SUFFOLK: AN INDEPENDENT SURVEY OF RESIDENTS

AUGUST 2017

Forest Heath & St Edmundsbury councils

A horizontal graphic consisting of a blue wavy line above a purple wavy line.
West Suffolk
working together

CONTENTS

Methodology note	56
Executive summary	57
Dashboard – Key Findings	58
Awareness and sentiment towards a new single District-level Council	59
Impact of the changes to the District Councils	62
Sentiment towards a new single District-level Council: Further information question	66
Sentiments and priorities going forward	68
Priorities for local government in West Suffolk	71
Future communications	74
Appendix	77
Notes on the public use of ComRes data	80

METHODOLOGY NOTE



Objectives

The key aims of this research are to understand the views of adults in the Forest Heath District and St Edmundsbury Borough Council areas about:

- The proposal to create a new single District-level Council for both areas;
- Current concerns and perceived benefits of the proposed creation of a new single District-level Council for West Suffolk; and
- Residents' priorities and objectives for local government in their area.



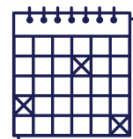
Method

ComRes interviewed 1,001 adults aged 18+ living in West Suffolk by telephone. All respondents were eligible to vote in Council elections in either Forest Heath District Council or St Edmundsbury Borough Council areas.

ComRes set quotas by Council area and surveyed 400 adults in Forest Heath and 600 in St Edmundsbury, in line with the relative electorate sizes of the two areas.

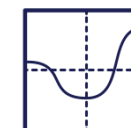
Findings marked with an asterisk () indicates a low base size of less than 100. These results are indicative of the group tested, rather than representative, and should be treated with caution. This includes results on age and ethnic minority groups (BAME), and some filtered responses.*

With an electorate size of c. 123,000 across both Council areas, the margin of error on results at a 95% confidence level is ± 3.09 . Differences of less than this should be treated as indicative.



Fieldwork dates

Fieldwork was conducted between 30th June and 24th July 2017.



Interpretation

Data have been weighted to be representative of adults across West Suffolk living in Forest Heath District and St Edmundsbury Borough Councils by:

- Age
- Gender
- Council area (FHDC/SEBC)
- Ward
- Socio-economic grade (SEG)
- Ethnicity

Quotas were also set to ensure a good spread of responses by working status (economically active vs economically inactive).

Data were weighted using ONS census data and council electoral register and ward-level data.

EXECUTIVE SUMMARY

A MAJORITY OF ADULTS IN WEST SUFFOLK ARE FAVOURABLE TOWARDS THE PROPOSAL TO CREATE A NEW SINGLE DISTRICT-LEVEL COUNCIL

Half (50%) of adults in West Suffolk say they have heard of the proposal to create a new single District-level Council for West Suffolk. While awareness is somewhat mixed, when provided with brief information about the proposal, a majority of local adults say they are favourable towards it – more than three times the proportion who say they are unfavourable (65% v 19%). When provided with further information on the proposal and its impact, residents are marginally more likely to be both favourable and unfavourable than before (70% and 22% respectively). These results show that a majority of adults in West Suffolk are favourable towards the proposal, although there remains a small proportion who are unfavourable.

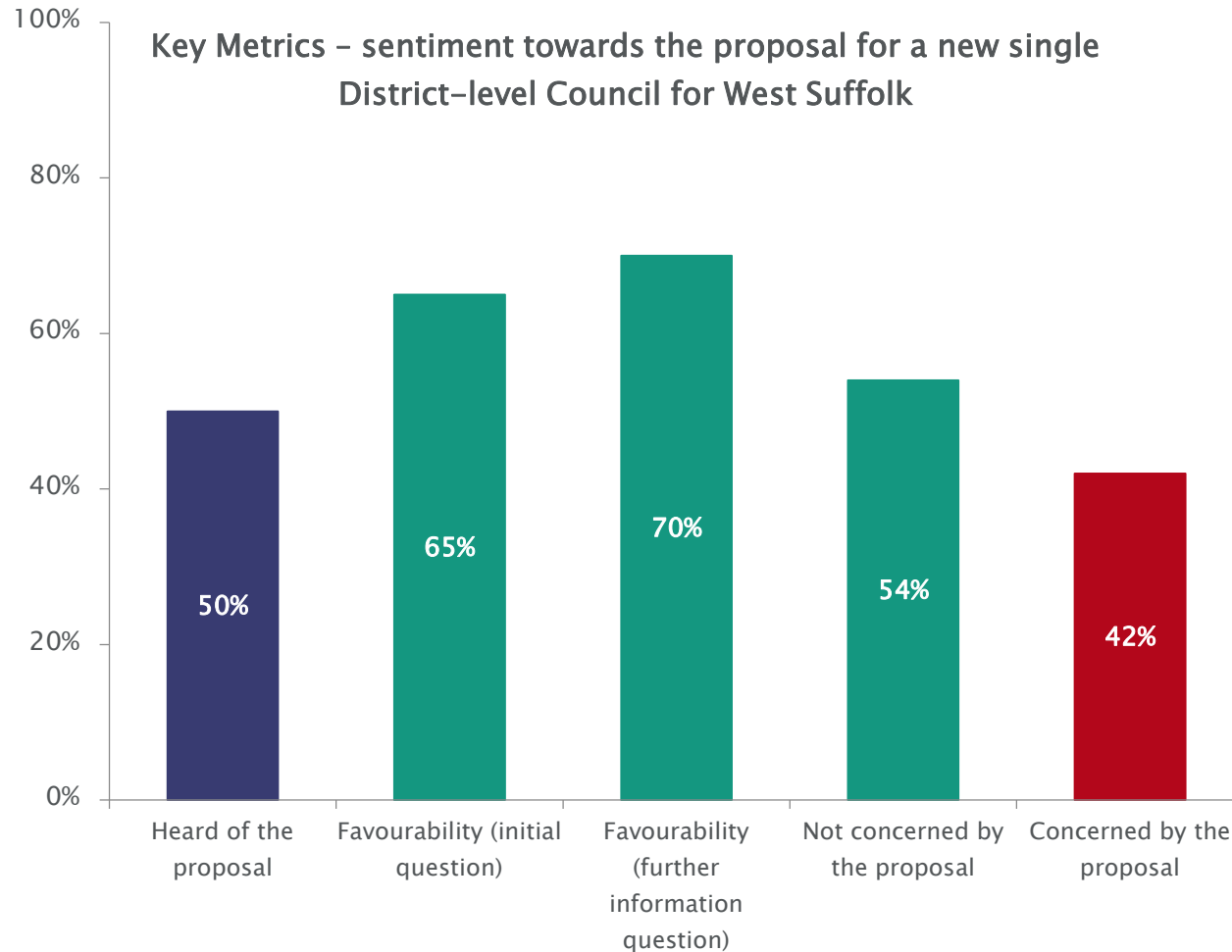
CONTINUING THE DELIVERY OF IMPORTANT SERVICES TO LOCAL PEOPLE IS SEEN TO BE THE MOST IMPORTANT OBJECTIVE FOR THE NEW COUNCIL

Almost all residents (97%) surveyed say it will be important for the new single District-level Council to continue the delivery of important services to local people, with around nine in ten (88%) saying this is very important – the most of any objective tested. While a large majority say each objective listed is important to them, local adults are least likely to say that delivering further efficiency savings to the Councils' budget of around £800,000 a year is important. These differences provide useful insight into the strategic priorities for the Councils, with the delivery of services and Council planning seen to be more important to local residents than improvements to efficiency and political decision-making, although it should be noted that these factors are inherently linked.

A REDUCTION IN THE NUMBER OF COUNCILLORS IS NOT SEEN TO BE CONTROVERSIAL

A majority of adults in West Suffolk say they are not concerned with the proposal to create a new single District-level Council (54%). Around two in five express concerns with it (42%). Of those who say they are concerned, these tend to centre around a loss of 'local voices' being heard, a perceived lack of political accountability, and the perception that the delivery of services that are already stretched will be negatively affected.

KEY FINDINGS DASHBOARD



Importance of the Council achieving its stated strategic objectives for a new Council *Percentage selecting 'Important'*

- Continue the delivery of important services to local people (97%)
- Allow the Council to better plan for the future, including a long-term plan for improving the local economy and housing (93%)
- Ensure the new Council is better equipped to meet the future challenges facing local government, such as an ageing population, and a reduction in funding from central government in Westminster (90%)
- Strengthen West Suffolk's political voice in the region and nationally, while remaining small enough to support local people (87%)
- Simplify Council decision-making while still keeping offices across both areas (85%)
- Deliver further efficiency savings in the Councils' budget of around eight-hundred thousand pounds a year (81%)

Main concerns about the proposal (among those who express concerns)

1. Loss of local voices and priorities: Less personal and connected with local areas, including rural areas
2. Stretched services not being delivered: The Council taking on too much, harder to access services
3. Loss of political accountability: Power becoming too centralised
4. Lack of understanding of the area: Less personal engagement from the Council and knowledge of local concerns

**AWARENESS AND
SENTIMENT TOWARDS A
NEW SINGLE DISTRICT-
LEVEL COUNCIL**

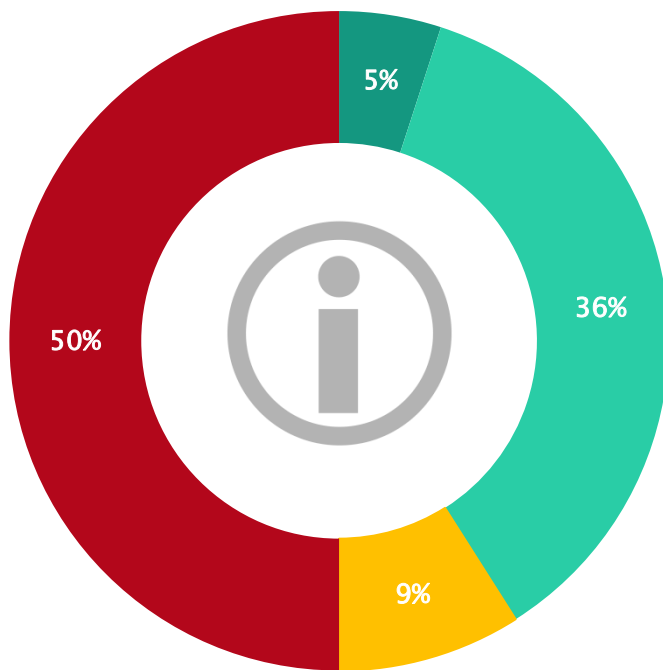


HALF OF ALL RESIDENTS IN WEST SUFFOLK SAY THEY HAVE HEARD OF THE PROPOSAL TO CREATE A SINGLE DISTRICT-LEVEL COUNCIL FOR WEST SUFFOLK

Awareness of proposed creation of a single District-level Council for West Suffolk

Showing % aware of proposal

- Heard of and know a lot about it
- Heard of and know a little about it
- Heard of but know nothing about it
- Never heard of it



<p>NET: No knowledge 59%</p>	<p>NET: Heard of 50%</p>	<p>NET: Knowledge of 41%</p>
----------------------------------	------------------------------	----------------------------------

Half of all residents living in West Suffolk say they have heard of the proposal to create a single District-level Council for West Suffolk (50%), and 50% say they have never heard of it.

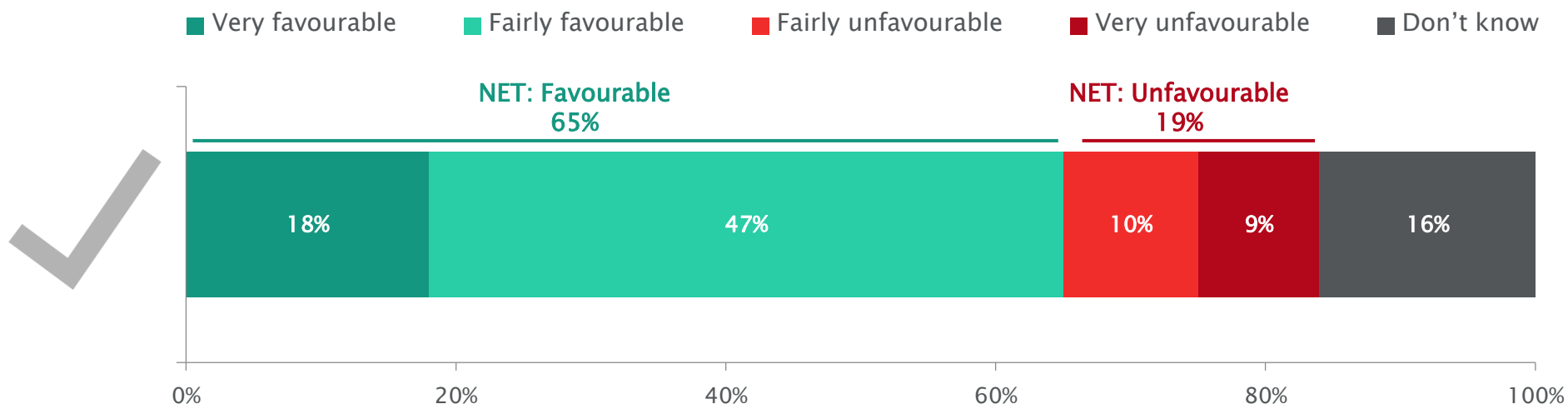
Two in five (41%) residents say they have heard of and know at least a little about the proposals, with 5% saying they know a lot about it.

Levels of knowledge vary among particular sub-groups:

- Older residents aged 55+ (51%) are significantly more likely to report knowledge of the proposals than those aged 18-34 and 35-54 (32% and 38% respectively).
- Adults from social grades ABC1 are more likely to report knowledge of the proposals than those in the C2DE grades (46% v 36%).

TWO THIRDS OF ADULTS ARE FAVOURABLE TOWARDS THE PROPOSED CREATION OF A SINGLE DISTRICT-LEVEL COUNCIL FOR WEST SUFFOLK

Favourability towards the proposed creation of a single District-level Council for West Suffolk



When provided with some brief information about the proposed creation of a new single District-level Council for West Suffolk, a majority of adults say they are favourable towards the proposal (65%) – more than three times the proportion who say they are unfavourable (19%). At the same time, similar proportions of residents say they are very favourable as say they are unfavourable overall (18% v 19%).

While a majority say they are favourable towards the proposal (65%), one in five local adults (19%) say they are unfavourable, and a further 16% say they don't know how they feel towards it.

Favourability does not differ significantly by sub-group, with at least three in five adults in each demographic (age, gender, social grade, ethnicity and working status) saying they are favourable towards the proposal.

Awareness of the proposal is not linked to favourability; a similar proportion of those who have heard of, and never heard of it, say they are favourable towards it (66% and 63% respectively). As such, initial impressions of the proposed creation of a new single District-level Council for West Suffolk are largely positive, no matter the level of knowledge local residents have of it.

IMPACT OF THE CHANGES TO THE DISTRICT COUNCILS

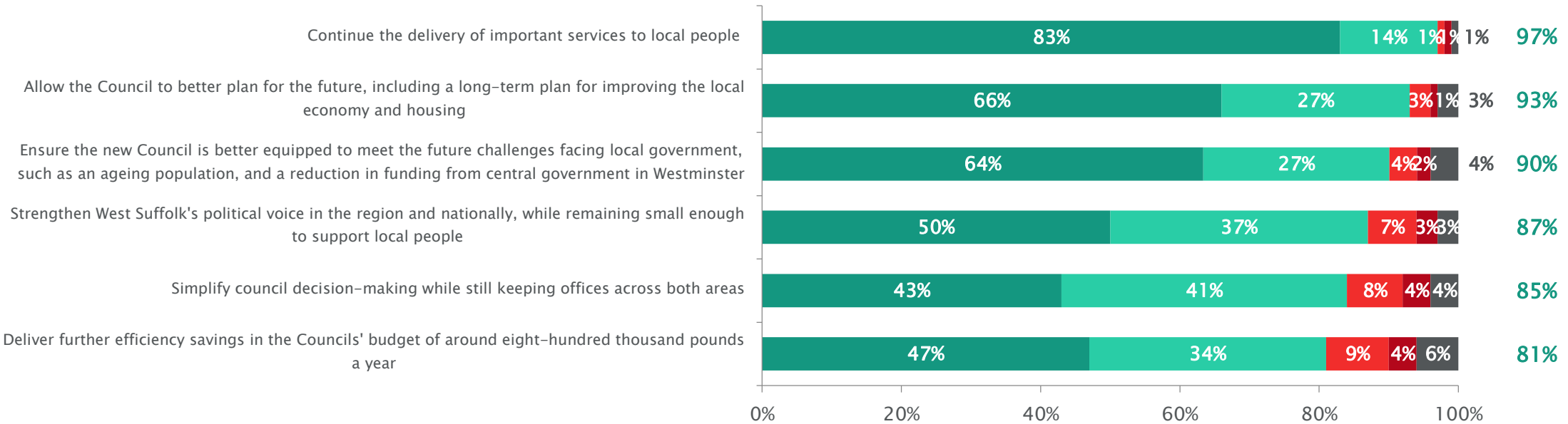


CONTINUING THE DELIVERY OF IMPORTANT SERVICES TO LOCALS IS SEEN TO BE THE MOST IMPORTANT OBJECTIVE FOR THE NEW SINGLE DISTRICT-LEVEL COUNCIL

Importance of achieving set objectives through the creation of a single District-level Council

Very important Fairly important Not very important Not at all important Don't know

NET: Important



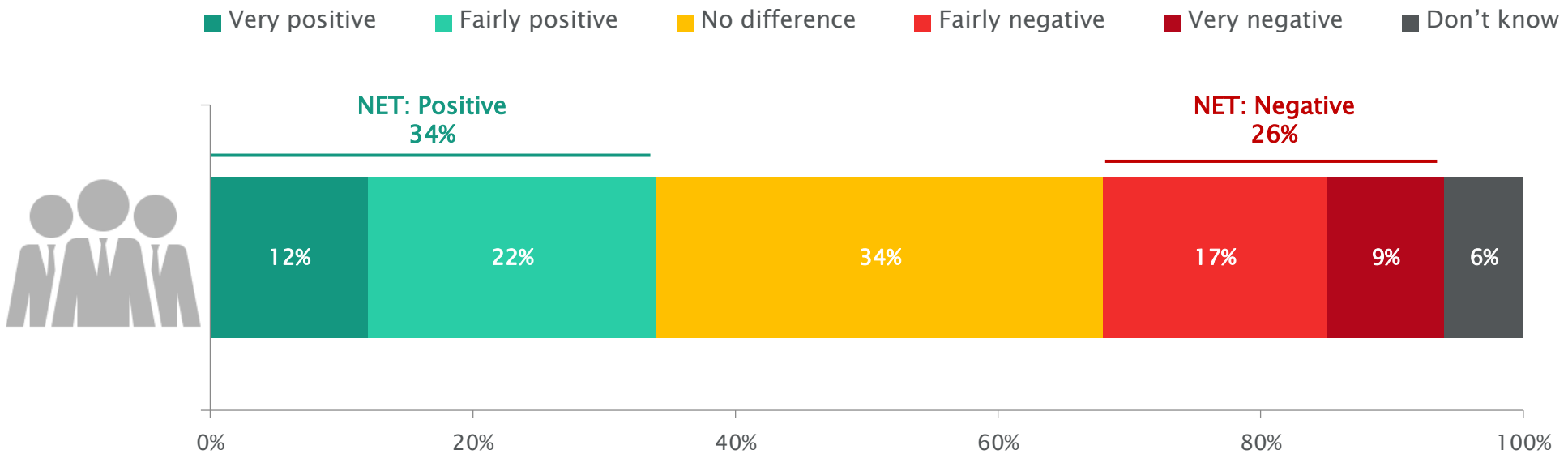
At least four in five adults say that it will be important for the new single District-level Council to meet each of the listed objectives. Nearly all adults in West Suffolk say that it is important that the new Council continues the delivery of important services to local people (97%). Indeed, more than four in five say this is very important (83%).

At least nine in ten adults say that allowing the council to better plan for the future, or ensuring the new council is better equipped to meet the future challenges facing local government is an important objective for it to achieve (93% and 90% say this respectively). Almost nine in ten (87%) residents say that strengthening West Suffolk's political voice in the region and nationally is an important objective to achieve – particularly relevant given central government focus on devolution over the past few years. Despite four in five adults saying that delivering further efficiency savings in the budget of around £800,000 per year is important (81%), it is rated the lowest of all the objectives listed. In fact, 13% say this is not important. However, efficiency and the savings they may produce are generally linked to Council's ability to deliver services, as more money or capacity tends to become available in the Council.

While all of the objectives tested are seen as important, there is a slight delineation between those that focus on the planning and delivery of Council services, and those focusing on efficiency and political decision-making, which are less likely to be seen as very important. These results provide a useful outline for priorities for the Councils.

A MAJORITY OF LOCAL ADULTS THINK THAT A REDUCTION IN THE NUMBER OF COUNCILLORS WILL HAVE A POSITIVE IMPACT OR MAKE NO DIFFERENCE TO HOW THE NEW COUNCIL IS RUN

Positivity/negativity relating to a reduction in the number of Councillors

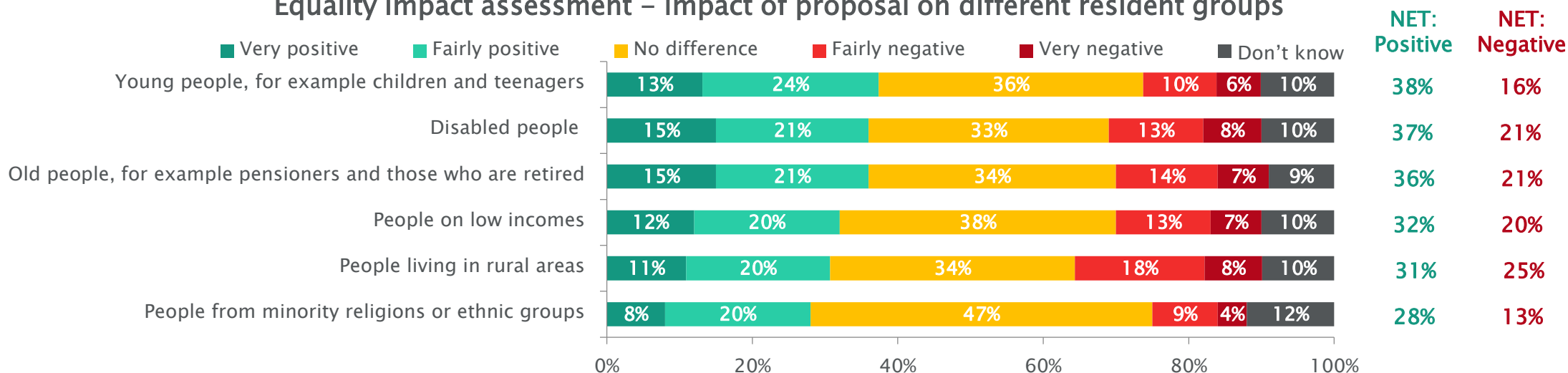


When asked what impact they think a reduction in the overall number of Councillors will have on how the new single Council is run, local residents appear to be divided. Similar proportions say it will make no difference or say it will have a positive impact (34% each), and a slightly lower proportion say it will have a negative impact (26%).

Residents who say they are initially favourable (when first asked) towards the proposal are significantly more likely to be positive towards this reduction in councillors than those who say they are unfavourable (39% v 19%). Indeed, those who are unfavourable are far more likely to say this will have a negative impact (51% v 19%).

THE PROPOSED CHANGES TO THE COUNCIL ARE GENERALLY SEEN AS HAVING A POSITIVE OR NEUTRAL IMPACT ON EACH GROUP TESTED

Equality impact assessment – impact of proposal on different resident groups



When asked about the impact a new Council would have on particular demographic groups, local adults are more likely to say this would be positive than negative upon each. In addition, at least a third say that the impact of the proposal will no difference to any of the demographic groups tested. These results suggest that the changes to the Council are generally seen to have a largely positive or neutral impact on these different demographic groups.

There are no significant differences by demographic sub-group, with similar proportions of young and old people alike saying that the impact of the proposed changes will be positive on each. For example, 41% each of 18–34 year olds and those aged 55+ say the impact of the changes will be positive for young people.

A majority of residents say that the proposal will not have a negative impact on any of the groups tested (63% say none of the groups tested will be negatively impacted by the creation of a single District-level Council for West Suffolk). However, it should also be noted that just less than half say the same about the proposal having a positive impact (at least 45% say each of the groups tested will not be positively impacted by the creation of a single District-level Council for West Suffolk).

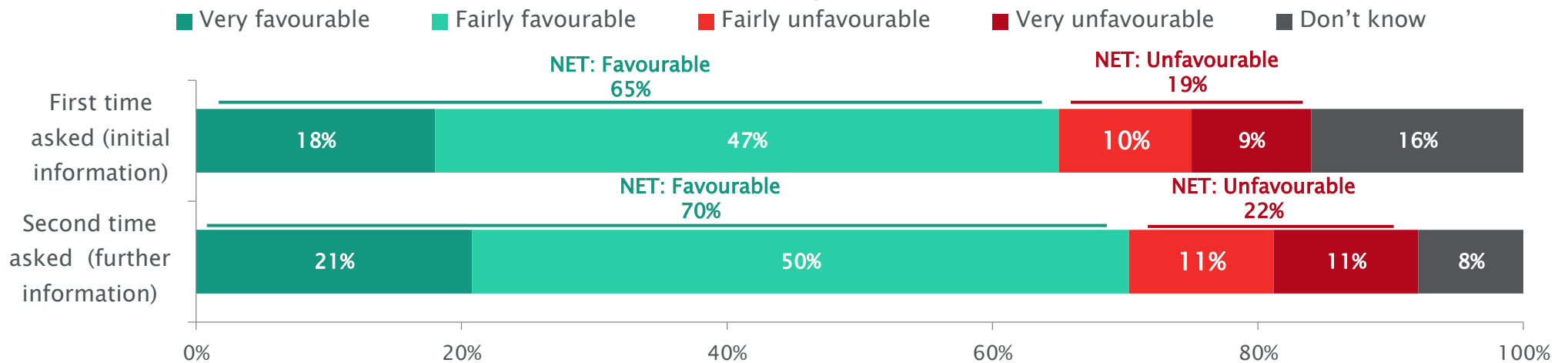
Three in ten adults say that people living in rural areas will be positively impacted by the proposed creation of a single District-level Council for West Suffolk (31%), with a further third saying this will make no difference (34%). However, a quarter (25%) say that people living in rural areas will be negatively impacted by this – the highest negative rating of all groups tested. Despite this, there are no significant differences between adults in each respective Council area, with the exception of references to disabled people, where residents in Forest Heath are marginally more likely than those in St Edmundsbury to say the changes will have a negative impact on this group (25% v 19%).

**SENTIMENT TOWARDS A
NEW SINGLE DISTRICT-
LEVEL COUNCIL: FURTHER
INFORMATION QUESTION**



RESIDENTS ARE MORE LIKELY TO SAY THEY ARE FAVOURABLE TOWARDS THE PROPOSALS WHEN ASKED AGAIN; AN INCREASE OF 5 PERCENTAGE POINTS, FROM 65% TO 70%

Favourability towards the proposed creation of a single District Council for West Suffolk – revisited



As part of this telephone research, respondents were provided with an overview of the proposal to create a new single District-level Council for West Suffolk, and were asked to share their views. Having been given further information on the strategic objectives, impact, and potential benefits and drawbacks of the new Council, respondents were asked to share their views towards the proposal again.

After being provided with further information, overall favourability increases by 5 percentage points to 70%. However, the proportion saying they are unfavourable also increases slightly by 3 percentage points to 22%. Proportionately, the numbers saying they are favourable and unfavourable have increased by a similar amount, as fewer adults say they don't know.

However, half of those who said they didn't know how they felt towards the proposal when asked initially, say they are favourable when asked again (51%), compared to 15% of those who said they didn't know and then say they are unfavourable. A third continue to be unsure and say they don't know when asked again (34%).

In addition, almost all respondents who said they were favourable towards the proposal when asked earlier in the survey remain favourable (90%), with one in five who were unfavourable saying they are favourable when asked again (20%). In comparison, three quarters who said they were unfavourable remain sure in their sentiment (77% say unfavourable when asked again).

Proportionately, the number of residents saying they are favourable and unfavourable has increased by the same amount in both Forest Heath and St Edmundsbury. Favourability increases by 5 points and 6 points respectively (to 65% and 74%), and the proportion saying they are unfavourable increases by 2 points each (to 26% in Forest Heath and 19% in St Edmundsbury).

SENTIMENT AND PRIORITIES GOING FORWARD

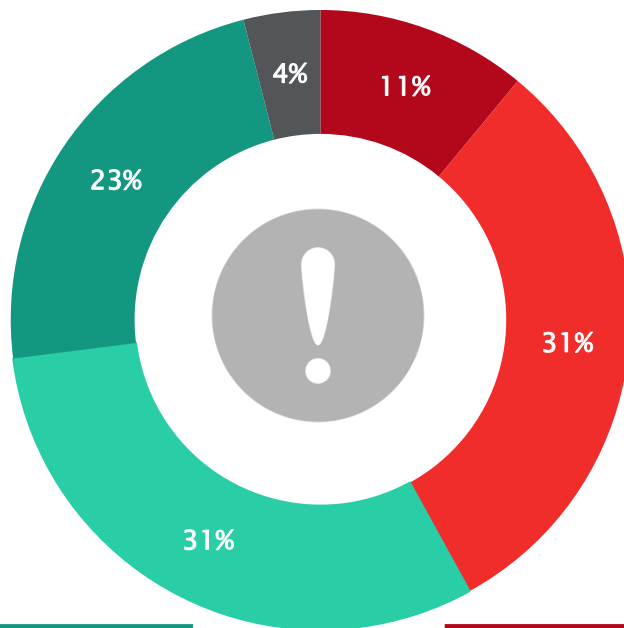


A MAJORITY OF ADULTS SAY THEY ARE NOT CONCERNED ABOUT THE PROPOSAL TO CREATE A SINGLE DISTRICT-LEVEL COUNCIL FOR WEST SUFFOLK

Concern about the proposal to create a single District-level Council for West Suffolk

Showing % concern about proposal

- Very concerned
- Fairly concerned
- Not very concerned
- Not at all concerned
- Don't know



NET: Not concerned
54%

NET: Concerned
42%

A majority (54%) of local residents in West Suffolk say they are not concerned about the proposal to create a new single District-level Council (31% say they are not very concerned and 23% say they are not at all concerned).

However, two in five residents in West Suffolk say they are concerned about the proposal (42%), with one in nine (11%) saying they are very concerned.

There is a difference between age groups in their level of concern over the proposal. Among 18–34 and 35–54 year olds, more than half say they are not concerned about the creation of a single district-level council (57% and 58% respectively).

OF THOSE WHO EXPRESS SOME CONCERNS, THESE CONCERNS RELATE TO MEASURES WHICH WOULD REDUCE THE NUMBER OF COUNCILLORS AND THE LOSS OF 'LOCAL VOICES'

Unprompted concerns about the proposed creation of a single District-level Council for West Suffolk



Loss of local voices and priorities

"Fewer councillors in a bigger area of governance will mean it's less personal and there are fewer people for local issues. They might be less able to maintain a connection with the localities."

"You'll lose the local voice as the area will be bigger."



Stretched services not being delivered

"I think the main thing is that the resources continue to be stretched. Also the decision-making people might not have an idea of issues in the area, as both areas are drastically different. Public transport is a big issue and is dire now."

"I think the main thing is that the resources continue to be stretched."



The loss of political accountability

"That it becomes too big and doesn't listen to the smaller communities or people in rural areas. They need to remain accountable."

"I'm worried about people with little political power – it'll be harder getting their voices heard. There will be less accountability."



Councillors not understanding area

"How can you deal with individual people if you are not in the area?"

"It will take away the localness of the councils and their local knowledge of the area."

Of those residents who say they are concerned about the creation of a single district-level council for West Suffolk, the most common response related to a concern for the lack of a 'local' voice amongst councillors and was cited by a large proportion. Some residents see the centralisation of services and a reduction in councillors as worrying, owing to the fact they think that very local concerns would no longer be a priority. This concern about a reduction in council capacity is further demonstrated with some of these residents showing apparent unease with their belief that already stretched services may not be delivered efficiently.

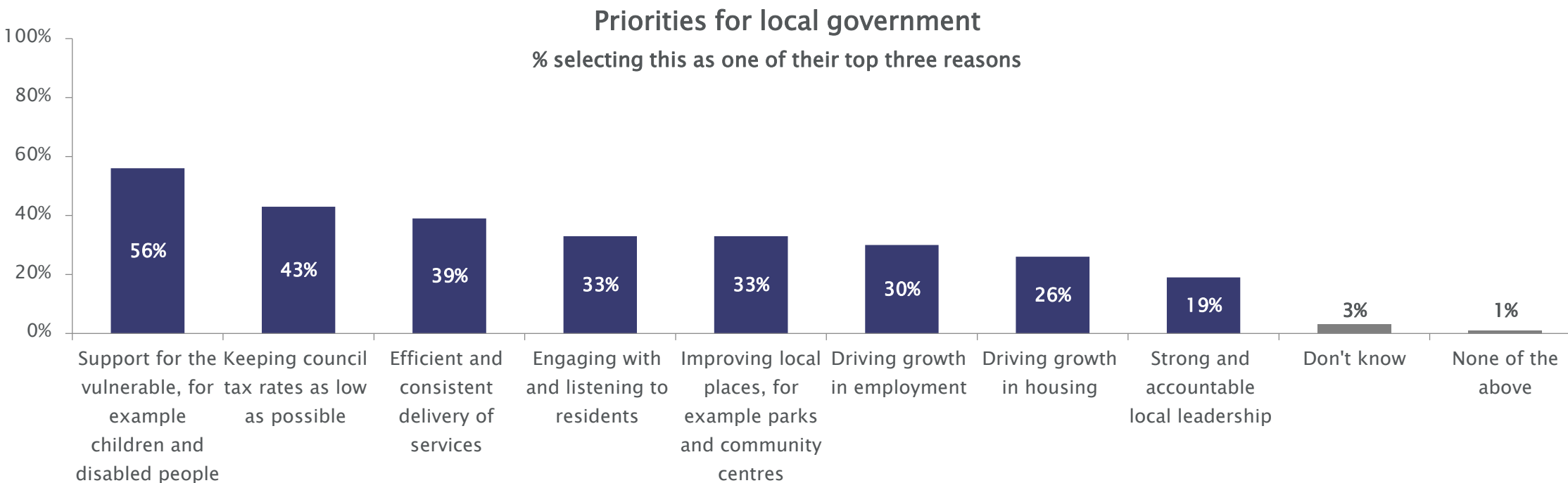
Similarly, some respondents express concern over a loss of accountability if the new single district-level council loses its 'local voice'. This reflects on the first point of the concern that the council will centralise too much and move away from truly 'local' decision making. However, this was not seen as being as primary a concern compared to the perceived centralisation of services.

Additionally, residents continue the theme of locality with perceived worries over how any new councillors will be able to deal with issues arising many miles away from the areas they represent. Similarly to the point raised about the potential loss of a 'voice' at a very local level, some residents say they do not understand how a councillor from one area may be able to address concerns in another Council area.

PRIORITIES FOR LOCAL GOVERNMENT IN WEST SUFFOLK



SUPPORTING VULNERABLE RESIDENTS AND LOW COUNCIL TAX ARE MOST LIKELY TO BE SEEN AS IMPORTANT PRIORITIES FOR LOCAL GOVERNMENT



Supporting the vulnerable and keeping the rate of council tax low are seen as the most important priorities for local government more generally (56% & 43% respectively). The least most supported option is strong and accountable local leadership (19%) – suggesting that for residents of Forest Heath District and St Edmundsbury Borough Councils, measures that directly influence service provision are seen as most important.

Engagement with and listening to residents is significantly more important to older residents than it is to their younger counterparts; 38% of those aged 55+ say this, compared to 30% & 31% aged 18–34 & 35–54 respectively. This priority amongst older residents may also help to explain the fact there are higher levels of concern over the creation of a single district-level council (48% among 55+ v 39% 18–34s and 38% 35–54s).

For those in social groups C2 & DE, keeping the council tax rate as low as possible is seen as much more of a priority than for those in groups AB & C1 (50% vs 37%), this could be due to the fact any change in the tax rate will have more impact on those on lower incomes.

A MAJORITY OF RESIDENTS ARE POSITIVE TOWARDS THEIR LOCAL AREA, WITH VERY FEW CITING ANY DISLIKES ABOUT THEIR AREA

Most common likes – unprompted




Quiet/
community
driven



Amenities



Safe / low crime
rates



Good regional
transport links

Most common dislikes – unprompted

When asked what they like least about living in their local area, a majority of residents say they are broadly happy and have no negative feedback at this question.



Traffic



Local transport/
infrastructure



Upkeep of area /
waste
management

“Quiet, nice, not too busy – nice community.”

“The park, the library, the doctor’s surgery. There are various local amenities and they’re well looked after.”

“It’s comfortable, nice countryside, main roads to go to London, it’s a convenient place, there isn’t a lot of crime and it’s clean.”

“I have been here for years. It is friendly and has good transport links. It was good for schooling when my children were young.”

“At the moment, there are no shops – the town centre is not up to scratch. St Edmundsbury gets all the perks, not Haverhill (where I live). I would like the town centre to be made better, as we go out to shop.”

“Traffic and too many roadworks. The infrastructure of the town. No regular buses.”

“Lack of transport and lack of good Wi-Fi and infrastructure.”

“They need to work on the upkeep of the play areas. Recycling is always a mess at the supermarket so we have to go to the tip.”

When residents in Forest Heath District Council and St. Edmundsbury Borough Council are asked about what they like most about living in their local area, many reflect positively on the peaceful aspects of living where they do, as well as the active community. This is in addition to positive opinions of well-serviced local amenities, low crime rates and the good transport links the area has to other places – particularly Bury and Cambridge.

Contrasting this, when residents are asked what they least like, many residents state they are broadly happy where they live and don’t dislike anything, and do not provide a response. Where residents do have issues, these are related more towards issues with local infrastructure and transport, or relate to areas not within the remit of the Borough or District Councils; including a lack of area upkeep in conjunction with waste collection, poor road networks and issues with traffic in the towns. These issues are in some cases reflected in concern over large housing developments within the area.

FUTURE COMMUNICATIONS



LEAFLETS OR NEWSPAPERS PROVE TO BE THE MOST POPULAR COMMUNICATIONS METHOD ACROSS ALL AGE GROUPS

How would you like to hear from the two Councils about the proposal?

STATEMENT		PERCENTAGE (%)
Leaflet or flyer		57%
Local newspaper		51%
Email		29%
Social media		27%
Public event		26%
Telephone		8%
Don't know		1%
None of the above		4%


When asked about how they would like to hear about the proposals going forward, around six in ten (57%) and half (51%) of respondents in Forest Heath District and St Edmundsbury Borough Council areas say they would like to hear about the proposals to create a new single District-level Council by leaflet or local newspaper – choosing these over email (29%) or social media (27%).

Perhaps unsurprisingly, younger residents are significantly more likely than those in older age groups to say they would prefer to hear about the proposals via social media (44%* of 18–24 year olds say this v 30% and fewer for older groups).

Telephone proves to be the least popular option for residents, with only one in ten (8%) saying they would like this method used for communication of information.

WHEN ASKED WHAT FURTHER INFORMATION THEY WOULD LIKE GOING FORWARD, RESIDENTS SAY THEY WOULD LIKE TO CONTINUE TO BE INFORMED WITH GENERAL INFORMATION ABOUT THE PROPOSALS

What further information would you like to see from the two councils about the proposed changes going forward? – Unprompted responses



Any information at all/general overview

“An information booklet...they should outline the proposals, the perceived benefits, and give a contact number for further information.”

“It would be nice to have a letter about what is changing and the effects it will have.”

The Councils also wanted to know that if the proposals were to go forward, what further information local residents would like to receive, and a majority say they want more general information overall.



Impact on service delivery

“How it will directly affect services; if they are cutting councillors down there will be fewer people to sort out the day to day running. It's not always about saving money; it is about making sure the services they run do not fall below the standard.”

“Details – agenda, costings, savings, where additional money will be spent, what differences it would make to local economy, services and vulnerable people. I would like to see more detail – I'd like to see a proposal document”

Of those residents who show an interest in what they wanted to know specifically from the councils, they express a desire to know about the effects the creation of a new single District-level council would have on service delivery, and impact on local people in terms of budgets.



Cost savings and economies of scale

“If there are going to be cost savings then what the cost savings are. Equally, having it in one building. If you're going to have one joint district council then why not have it in one building and save on rent, energy ,etcetera?”

“Reassurance that it's not going to cost too much – that it's affordable. It would presumably have some impact on council tax.”

Finally, residents show interest in hearing more on the economies of scale that will be generated from the creation of a new council, as well as the savings that will be made from the budget. This finding reflects on the fact that many who want to know more want headline figures on the savings that will be delivered by the proposed changes.

APPENDIX



DEMOGRAPHICS (1 / 2)

Respondents from each Council area	Total
Forest Heath District	N=401
St Edmundsbury Borough	N=600

S1. Can I start by checking whether your main residence is in the Forest Heath District Council area, the St Edmundsbury Borough Council area, or somewhere else? Base: all respondents (n=1,001)

Economic Status	Total
Economically active	N=569
Economically inactive	N=404

Male	Female
N=504	N=497

D2. Gender. Base: all respondents (n=1,000)

Age	Total
18-24	N=82*
25-34	N=184
35-44	N=189
45-54	N=165
55-64	N=155
65+	N=226
NET: 18-34	N=266
NET: 35-54	N=354
NET: 55+	N=381

D1. Which of the following age groups do you fall into? Base: all respondents (n=1,001)

DEMOGRAPHICS (2/2)

Social Grade	Percentage (%)
AB	N=205
C1	N=252
C2	N=244
DE	N=300
NET: ABC1	N=457
NET: C2DE	N=544

D3. Which of the following best describes the employment status of the Chief Income Earner in your household? Base: all respondents (n=1,001).
 D4. Does the Chief Income Earner have a private pension or allowance? Base: all retired respondents (n=285).
 D5. What is/was the profession of the Chief Income Earner in your household? Base: all respondents who are employed or have a pension (n=827)

Ethnicity	Percentage (%)
White	N=957
Non-white/BAME	N=33*
Refused	N=10

D6. And to which of the following ethnic groups do you consider you belong? Please say the ethnic group that you feel most closely matches yours. Base: all respondents (n=1,001)

NOTES ON THE PUBLIC USE OF COMRES DATA

Guidelines for the public use of survey results:

ComRes is a member of the British Polling Council and abides by its rules (www.britishpollingCouncil.org). This commits us to the highest standards of transparency. The BPC's rules state that all data and research findings made on the basis of surveys conducted by member organisations that enter the public domain must include reference to the following:

- The company conducting the research (ComRes)
- The client commissioning the survey
- Dates of interviewing
- Method of obtaining the interviews (e.g. in-person, post, telephone, internet)
- The universe effectively represented (all adults, voters etc.)
- The percentages upon which conclusions are based
- Size of the sample and geographic coverage.

Published references (such as a press release) should also show a web address where full data tables may be viewed, and they should also show the complete wording of questions upon which any data that has entered the public domain are based.

All press releases or other publications must be checked with ComRes before use. ComRes requires 48 hours to check a press release unless otherwise agreed.



**FOR MORE INFORMATION,
PLEASE CONTACT:**

James Rentoul

Associate Director

James.Rentoul@comresglobal.com

020 7871 8660

WEST SUFFOLK: A SINGLE DISTRICT-LEVEL COUNCIL – INDEPENDENT SURVEY OF RESIDENTS

METHODOLOGY NOTE

ComRes interviewed 1,001 adults aged 18+ living in West Suffolk by telephone between June 30th and July 24th 2017. All respondents lived in and were eligible to vote in elections in either Forest Heath District Council or St Edmundsbury Borough Council areas. Data have been weighted to be representative of all adults across West Suffolk living in Forest Heath District and St Edmundsbury Borough Council areas by age, gender, social grade, ward, ethnicity and council area. ComRes set quotas to ensure 400 interviews in Forest Heath District and 600 in St Edmundsbury Borough Council areas. ComRes is a member of the British Polling Council and abides by its rules.

For information about commissioning research please contact andrew.hawkins@comresglobal.com or call +44 (0)20 7871 8670.

REPUTATION | COMMUNICATIONS | PUBLIC POLICY

Four Millbank | London | SW1P 3JA | T. +44 (0)20 7871 8660

Rond-Point Schuman / Schumanplein 6 | Box 5 | 1040 Bruxelles | T. +32 (0)2 234 63 82

51/F Raffles City | No.268 Xi Zang Middle Road | HuangPu District Shanghai | 200001 China | T. +86 (0)21 2312 7674

West Suffolk: Creation of a Single Council Public Survey

<p>Q1. I'd like to start by talking about your local area. What is it you like most about living in your local area? Base: All respondents</p>	86
<p>Q2. And what is it you like least about living in your local area? Base: All respondents</p>	89
<p>This survey is about your District council, which is responsible for housing, planning, tourism and leisure, bin collection and local community services. It is not about Suffolk County Council, which is responsible for social care, schools and roads. At present, all of your District council services are delivered jointly by Forest Heath and St Edmundsbury councils. This survey is about the proposed creation of a new single District-level Council for West Suffolk, replacing Forest Heath District and St Edmundsbury Borough councils. Q3. Before now, had you ever heard of the proposed creation of a single District Council for West Suffolk? Base: All respondents</p>	92
<p>Forest Heath District Council and St Edmundsbury Borough Council are currently considering proposals to replace the two councils with a single District-level Council covering both areas. Both councils have been working in partnership for over 10 years, and all of their services are run together on behalf of both councils. Q4. In general, to what extent are you favourable or unfavourable towards the proposed creation of a single District-level Council for West Suffolk? Base: All respondents</p>	95
<p>As I mentioned earlier, this survey is about the proposed creation of a new single District-level Council for West Suffolk, replacing Forest Heath and St Edmundsbury Councils. The councils are already saving around £4million pounds every year by working in partnership, but now need new approaches to meet future challenges. A new single District-level Council for West Suffolk would deliver further savings of an estimated £800,000 per year. Some people believe that the new council will be more efficient and that delivery of services to residents will not be affected. However, others say it might lead to less political accountability as there may be fewer councillors covering a bigger area. Now that I have provided more background, I'm going to read out a list of objectives that the Councils believe they can achieve by creating a single District-level Council for West Suffolk. Q5_SUM. For each one, please say how important, if at all, you feel it is that they achieve this objective. SUMMARY TABLE Base: All respondents</p>	98
<p>As I mentioned earlier, this survey is about the proposed creation of a new single District-level Council for West Suffolk, replacing Forest Heath and St Edmundsbury Councils. The councils are already saving around £4million pounds every year by working in partnership, but now need new approaches to meet future challenges. A new single District-level Council for West Suffolk would deliver further savings of an estimated £800,000 per year. Some people believe that the new council will be more efficient and that delivery of services to residents will not be affected. However, others say it might lead to less political accountability as there may be fewer councillors covering a bigger area. Now that I have provided more background, I'm going to read out a list of objectives that the Councils believe they can achieve by creating a single District-level Council for West Suffolk. Q5_SUM. For each one, please say how important, if at all, you feel it is that they achieve this objective. Important summary Base: All respondents</p>	99
<p>As I mentioned earlier, this survey is about the proposed creation of a new single District-level Council for West Suffolk, replacing Forest Heath and St Edmundsbury Councils. The councils are already saving around £4million pounds every year by working in partnership, but now need new approaches to meet future challenges. A new single District-level Council for West Suffolk would deliver further savings of an estimated £800,000 per year. Some people believe that the new council will be more efficient and that delivery of services to residents will not be affected. However, others say it might lead to less political accountability as there may be fewer councillors covering a bigger area. Now that I have provided more background, I'm going to read out a list of objectives that the Councils believe they can achieve by creating a single District-level Council for West Suffolk. Q5_SUM. For each one, please say how important, if at all, you feel it is that they achieve this objective. Not important summary Base: All respondents</p>	105
<p>As I mentioned earlier, this survey is about the proposed creation of a new single District-level Council for West Suffolk, replacing Forest Heath and St Edmundsbury Councils. The councils are already saving around £4million pounds every year by working in partnership, but now need new approaches to meet future challenges. A new single District-level Council for West Suffolk would deliver further savings of an estimated £800,000 per year. Some people believe that the new council will be more efficient and that delivery of services to residents will not be affected. However, others say it might lead to less political accountability as there may be fewer councillors covering a bigger area. Now that I have provided more background, I'm going to read out a list of objectives that the Councils believe they can achieve by creating a single District-level Council for West Suffolk. Q5_1. For each one, please say how important, if at all, you feel it is that they achieve this objective. Continue the delivery of important services to local people Base: All respondents</p>	111
<p>As I mentioned earlier, this survey is about the proposed creation of a new single District-level Council for West Suffolk, replacing Forest Heath and St Edmundsbury Councils. The councils are already saving around £4million pounds every year by working in partnership, but now need new approaches to meet future challenges. A new single District-level Council for West Suffolk would deliver further savings of an estimated £800,000 per year. Some people believe that the new council will be more efficient and that delivery of services to residents will not be affected. However, others say it might lead to less political accountability as there may be fewer councillors covering a bigger area. Now that I have provided more background, I'm going to read out a list of objectives that the Councils believe they can achieve by creating a single District-level Council for West Suffolk. Q5_2. For each one, please say how important, if at all, you feel it is that they achieve this objective. Deliver further efficiency savings in the Councils' budget of around eight-hundred thousand pounds a year Base: All respondents</p>	114
<p>As I mentioned earlier, this survey is about the proposed creation of a new single District-level Council for West Suffolk, replacing Forest Heath and St Edmundsbury Councils. The councils are already saving around £4million pounds every year by working in partnership, but now need new approaches to meet future challenges. A new single District-level Council for West Suffolk would deliver further savings of an estimated £800,000 per year. Some people believe that the new council will be more efficient and that delivery of services to residents will not be affected. However, others say it might lead to less political accountability as there may be fewer councillors covering a bigger area. Now that I have provided more background, I'm going to read out a list of objectives that the Councils believe they can achieve by creating a single District-level Council for West Suffolk. Q5_3. For each one, please say how important, if at all, you feel it is that they achieve this objective. Ensure the new Council is better equipped to meet the future challenges facing local government, such as an ageing population, and a reduction in funding from central government in Westminster Base: All respondents</p>	117
<p>As I mentioned earlier, this survey is about the proposed creation of a new single District-level Council for West Suffolk, replacing Forest Heath and St Edmundsbury Councils. The councils are already saving around £4million pounds every year by working in partnership, but now need new approaches to meet future challenges. A new single District-level Council for West Suffolk would deliver further savings of an estimated £800,000 per year. Some people believe that the new council will be more efficient and that delivery of services to residents will not be affected. However, others say it might lead to less political accountability as there may be fewer councillors covering a bigger area. Now that I have provided more background, I'm going to read out a list of objectives that the Councils believe they can achieve by creating a single District-level Council for West Suffolk. Q5_4. For each one, please say how important, if at all, you feel it is that they achieve this objective. Strengthen West Suffolk's political voice in the region and nationally, while remaining small enough to support local people Base: All respondents</p>	120
<p>As I mentioned earlier, this survey is about the proposed creation of a new single District-level Council for West Suffolk, replacing Forest Heath and St Edmundsbury Councils. The councils are already saving around £4million pounds every year by working in partnership, but now need new approaches to meet future challenges. A new single District-level Council for West Suffolk would deliver further savings of an estimated £800,000 per year. Some people believe that the new council will be more efficient and that delivery of services to residents will not be affected. However, others say it might lead to less political accountability as there may be fewer councillors covering a bigger area. Now that I have provided more background, I'm going to read out a list of objectives that the Councils believe they can</p>	

West Suffolk: Creation of a Single Council Public Survey

<p>achieve by creating a single District-level Council for West Suffolk. Q5_5. For each one, please say how important, if at all, you feel it is that they achieve this objective. Allow the Council to better plan for the future, including a long-term plan for improving the local economy and housing</p> <p>Base: All respondents</p>	123
<p>As I mentioned earlier, this survey is about the proposed creation of a new single District-level Council for West Suffolk, replacing Forest Heath and St Edmundsbury Councils. The councils are already saving around £4million pounds every year by working in partnership, but now need new approaches to meet future challenges. A new single District-level Council for West Suffolk would deliver further savings of an estimated £800,000 per year. Some people believe that the new council will be more efficient and that delivery of services to residents will not be affected. However, others say it might lead to less political accountability as there may be fewer councillors covering a bigger area. Now that I have provided more background, I'm going to read out a list of objectives that the Councils believe they can achieve by creating a single District-level Council for West Suffolk. Q5_6. For each one, please say how important, if at all, you feel it is that they achieve this objective. Simplify council decision-making while still keeping offices across both areas</p> <p>Base: All respondents</p>	126
<p>Currently there are 72 Councillors representing the entire West Suffolk area. A new single District-level Council may lead to some political changes, with a potential reduction in the total number of councillors across the area in line with national trends. Q6. To what extent do you think a reduction in the overall number of councillors would have a positive or negative impact on how your council is run, or make no difference at all?</p> <p>Base: All respondents</p>	129
<p>Q7_SUM. For each of the following groups of people, please say if you think the proposed creation of a single District-level Council for West Suffolk will have a positive or negative impact on that group, or make no difference at all. SUMMARY TABLE</p> <p>Base: All respondents</p>	132
<p>Q7_SUM. For each of the following groups of people, please say if you think the proposed creation of a single District-level Council for West Suffolk will have a positive or negative impact on that group, or make no difference at all. Positive summary</p> <p>Base: All respondents</p>	133
<p>Q7_SUM. For each of the following groups of people, please say if you think the proposed creation of a single District-level Council for West Suffolk will have a positive or negative impact on that group, or make no difference at all. Negative summary</p> <p>Base: All respondents</p>	136
<p>Q7_1. For each of the following groups of people, please say if you think the proposed creation of a single District-level Council for West Suffolk will have a positive or negative impact on that group, or make no difference at all. Young people, for example children and teenagers</p> <p>Base: All respondents</p>	139
<p>Q7_2. For each of the following groups of people, please say if you think the proposed creation of a single District-level Council for West Suffolk will have a positive or negative impact on that group, or make no difference at all. Old people, for example pensioners and those who are retired</p> <p>Base: All respondents</p>	142
<p>Q7_3. For each of the following groups of people, please say if you think the proposed creation of a single District-level Council for West Suffolk will have a positive or negative impact on that group, or make no difference at all. People from minority religions or ethnic groups</p> <p>Base: All respondents</p>	145
<p>Q7_4. For each of the following groups of people, please say if you think the proposed creation of a single District-level Council for West Suffolk will have a positive or negative impact on that group, or make no difference at all. Disabled people</p> <p>Base: All respondents</p>	148
<p>Q7_5. For each of the following groups of people, please say if you think the proposed creation of a single District-level Council for West Suffolk will have a positive or negative impact on that group, or make no difference at all. People living in rural areas</p> <p>Base: All respondents</p>	151
<p>Q7_6. For each of the following groups of people, please say if you think the proposed creation of a single District-level Council for West Suffolk will have a positive or negative impact on that group, or make no difference at all. People on low incomes</p> <p>Base: All respondents</p>	154
<p>Q8. I am now going to read out a list of priorities for local government generally. Please select the top three priorities that are most important to you personally.</p> <p>Base: All respondents</p>	157
<p>Q9. Based on everything we have discussed so far today and having heard the various benefits and concerns, to what extent are you favourable or unfavourable towards the proposed creation of a single District-level Council for West Suffolk?</p> <p>Base: All respondents</p>	161
<p>Q9. Based on everything we have discussed so far today and having heard the various benefits and concerns, to what extent are you favourable or unfavourable towards the proposed creation of a single District-level Council for West Suffolk?</p>	164
<p>by Forest Heath District Council and St Edmundsbury Borough Council are currently considering proposals to replace the two councils with a single District-level Council covering both areas. Both councils have been working in partnership for over 10 years, and all of their services are run together on behalf of both councils. Q4. In general, to what extent are you favourable or unfavourable towards the proposed creation of a single District-level Council for West Suffolk?</p> <p>Base: All respondents</p>	
<p>Q10. To what extent, if at all, are you concerned about the proposals to create a single District-level Council for West Suffolk?</p> <p>Base: All respondents</p>	165
<p>Q11. What concerns, if any, do you have regarding the proposed creation of a single District-level Council for West Suffolk?</p> <p>Base: All those who have concerns about the proposals to create a single District-level Council for West Suffolk</p>	168
<p>Q12. What further information, if anything, would you like to see from the two councils about the proposed changes going forward?</p> <p>Base: All respondents</p>	171
<p>Q13. How, if at all, would you like to hear from Forest Heath and St Edmundsbury Councils about the proposal to create a single District-level Council for West Suffolk?</p> <p>Base: All respondents</p>	174

West Suffolk: Creation of a Single Council Public Survey

Ward	177
Base: All respondents	
S0. In order to speak to a representative cross-section of the local population, could I please speak to the youngest male or female aged 18 or above in the household?	189
Base: All respondents	
S1. Can I start by checking whether your main residence is in the Forest Heath District Council area, the St Edmundsbury Borough Council area, or somewhere else?	192
Base: All respondents	
S2. Are you eligible to vote in Local Government elections in Forest Heath or St Edmundsbury? You are eligible if you are 18+ and either.. A British citizen living in the UK A Commonwealth citizen living in the UK AN EU or Irish citizen living in the UK Registered to vote as a service voter or crown servant A British citizen living abroad but registered to vote in Britain	195
Base: All respondents	
S3. Are you currently a District Councillor serving in West Suffolk?	198
Base: All respondents	
D1. Which of the following age groups do you fall into?	201
Base: All respondents	
D2. Gender	204
Base: All respondents	
D3. Which of the following best describes the employment status of the Chief Income Earner in your household?	207
Base: All respondents	
D4. Does the Chief Income Earner have a private pension or allowance?	210
Base: All retired	
D5. What is / was the profession of the Chief Income Earner in your household before they retired?	213
Base: All in employment or retired with a private pension	
DSEG	219
Base: All respondents	
D6. And to which of the following ethnic groups do you consider you belong?	222
Base: All respondents	
D6. And to which of the following ethnic groups do you consider you belong?	225
Base: All excluding refused	
D7. Which of the following best describes your working status?	228
Base: All respondents	
DAGE	231
Base: All respondents	
DETH	234
Base: All respondents	
Working status	237
Base: All respondents	
E2. Could we call you back about this survey if we need to clarify or check anything?	
Base: All respondents	

West Suffolk: Creation of a Single Council Public Survey

Q1. I'd like to start by talking about your local area. What is it you like most about living in your local area?

Base: All respondents

Significance Level: 95%

Unweighted Total

Weighted Total

Columns Tested: a,b - c,d - e,f,g,h,i,j,k,l,m

Total	COUNCIL AREA		GENDER		AGE								
	Forest Heath District	St Edmundsbury Borough	Male	Female	18-24	25-34	35-44	45-54	55-64	65+	18-34	35-54	55+
	a	b	c	d	e	f	g	h	i	j	k	l	m
1001	401	600	504	497	82	184	189	165	155	226	266	354	381
1001	376	625	504	497	104	164	187	165	155	226	268	352	381
100%	100%	100%	100%	100%	100%	100%	100%	100%	100%	100%	100%	100%	100%

West Suffolk: Creation of a Single Council Public Survey

Q1. I'd like to start by talking about your local area. What is it you like most about living in your local area?

Base: All respondents

Significance Level: 95%

Unweighted Total

Weighted Total

Columns Tested: a,b,c,d,e,f - g,h - i,j - k,l,m

Total	SEG						ETHNICITY		WORKING STATUS		AWARENESS OF PROPOSED CREATION OF NEW COUNCIL		
	AB	C1	C2	DE	ABC1	C2DE	White	BAME	Working	Not working	Knowledge of	Heard of	Never heard of
	a	b	c	d	e	f	g	h	i	j	k	l	m
1001	205	252	244	300	457	544	957	33	569	404	402	493	508
1001	194	332	238	238	526	475	937	54	587	388	413	501	500
100%	100%	100%	100%	100%	100%	100%	100%	100%	100%	100%	100%	100%	100%

West Suffolk: Creation of a Single Council Public Survey

Q1. I'd like to start by talking about your local area. What is it you like most about living in your local area?

Base: All respondents

Significance Level: 95%

Unweighted Total

Weighted Total

Columns Tested: a,b,c - d,e,f - g,h,i - j,k,l,m

Total	FAVOURABILITY TOWARDS NEW SINGLE COUNCIL: FIRST Q			FAVOURABILITY TOWARDS NEW SINGLE COUNCIL: SECOND Q			CONCERN ABOUT PROPOSAL OF NEW SINGLE COUNCIL			IMPACT OF REDUCTION IN NUMBER OF CLLRS			
	Favourable	Unfavourable	Don't know	Favourable	Unfavourable	Don't know	Concerned	Not concerned	Don't know	Positive	No difference	Negative	Don't know
	a	b	c	d	e	f	g	h	i	j	k	l	m
1001	643	199	159	705	214	82	420	544	37	357	339	250	55
1001	647	195	159	706	216	79	424	540	37	345	338	260	58
100%	100%	100%	100%	100%	100%	100%	100%	100%	100%	100%	100%	100%	100%

West Suffolk: Creation of a Single Council Public Survey

Q2. And what is it you like least about living in your local area?

Base: All respondents

Significance Level: 95%

Unweighted Total

Weighted Total

Columns Tested: a,b - c,d - e,f,g,h,i,j,k,l,m

Total	COUNCIL AREA		GENDER		AGE								
	Forest Heath District	St Edmundsbury Borough	Male	Female	18-24	25-34	35-44	45-54	55-64	65+	18-34	35-54	55+
	a	b	c	d	e	f	g	h	i	j	k	l	m
1001	401	600	504	497	82	184	189	165	155	226	266	354	381
1001	376	625	504	497	104	164	187	165	155	226	268	352	381
100%	100%	100%	100%	100%	100%	100%	100%	100%	100%	100%	100%	100%	100%

West Suffolk: Creation of a Single Council Public Survey

Q2. And what is it you like least about living in your local area?

Base: All respondents

Significance Level: 95%

Unweighted Total

Weighted Total

Columns Tested: a,b,c,d,e,f - g,h - i,j - k,l,m

Total	SEG						ETHNICITY		WORKING STATUS		AWARENESS OF PROPOSED CREATION OF NEW COUNCIL		
	AB	C1	C2	DE	ABC1	C2DE	White	BAME	Working	Not working	Knowledge of	Heard of	Never heard of
	a	b	c	d	e	f	g	h	i	j	k	l	m
1001	205	252	244	300	457	544	957	33	569	404	402	493	508
1001	194	332	238	238	526	475	937	54	587	388	413	501	500
100%	100%	100%	100%	100%	100%	100%	100%	100%	100%	100%	100%	100%	100%

West Suffolk: Creation of a Single Council Public Survey

Q2. And what is it you like least about living in your local area?

Base: All respondents

Significance Level: 95%

Unweighted Total

Weighted Total

Columns Tested: a,b,c - d,e,f - g,h,i - j,k,l,m

	FAVOURABILITY TOWARDS NEW SINGLE COUNCIL: FIRST Q			FAVOURABILITY TOWARDS NEW SINGLE COUNCIL: SECOND Q			CONCERN ABOUT PROPOSAL OF NEW SINGLE COUNCIL			IMPACT OF REDUCTION IN NUMBER OF CLLRS				
	Favourable	Unfavourable	Don't know	Favourable	Unfavourable	Don't know	Concerned	Not concerned	Don't know	Positive	No difference	Negative	Don't know	
Total	a	b	c	d	e	f	g	h	i	j	k	l	m	
Unweighted Total	1001	643	199	159	705	214	82	420	544	37	357	339	250	55
Weighted Total	1001	647	195	159	706	216	79	424	540	37	345	338	260	58
	100%	100%	100%	100%	100%	100%	100%	100%	100%	100%	100%	100%	100%	100%

West Suffolk: Creation of a Single Council Public Survey

This survey is about your District council, which is responsible for housing, planning, tourism and leisure, bin collection and local community services. It is not about Suffolk County Council, which is responsible for social care, schools and roads.

At present, all of your District council services are delivered jointly by Forest Heath and St Edmundsbury councils. This survey is about the proposed creation of a new single District-level Council for West Suffolk, replacing Forest Heath District and St Edmundsbury Borough councils.

Q3. Before now, had you ever heard of the proposed creation of a single District Council for West Suffolk?

Base: All respondents

	COUNCIL AREA		GENDER		AGE									
	Forest Heath District	St Edmundsbury Borough	Male	Female	18-24	25-34	35-44	45-54	55-64	65+	18-34	35-54	55+	
Total	a	b	c	d	e	f	g	h	i	j	k	l	m	
Significance Level: 95%														
Unweighted Total	1001	401	600	504	497	82	184	189	165	155	226	266	354	381
Weighted Total	1001	376	625	504	497	104	164	187	165	155	226	268	352	381
	100%	100%	100%	100%	100%	100%	100%	100%	100%	100%	100%	100%	100%	100%
Heard of and know a lot about it	52	19	33	34	18	6	4	17	7	6	13	10	24	19
	5%	5%	5%	7%	4%	5%	2%	9%	4%	4%	6%	4%	7%	5%
				d				fk					f	
Heard of and know a little about it	360	124	236	216	144	33	43	57	53	63	112	76	110	175
	36%	33%	38%	43%	29%	31%	26%	31%	32%	41%	49%	28%	31%	46%
				d						fk	efghkl			efghkl
Heard of but know nothing about it	88	34	54	40	48	1	12	14	22	15	24	14	35	39
	9%	9%	9%	8%	10%	1%	8%	7%	13%	10%	10%	5%	10%	10%
							e	e	ek	e	ek		ek	ek
Never heard of it	500	198	303	213	287	64	105	99	83	71	78	169	182	149
	50%	53%	48%	42%	58%	62%	64%	53%	51%	46%	35%	63%	52%	39%
					c	ijm	ghijlm	jm	jm	j		ghijlm	jm	
NETS														
Net: Knowledge of	413	144	269	250	162	38	47	74	60	69	124	85	134	193
	41%	38%	43%	50%	33%	37%	29%	40%	36%	45%	55%	32%	38%	51%
				d				f		fk	efghikl		f	efghkl
Net: Heard of	501	178	323	291	210	40	59	88	82	84	148	99	170	232
	50%	47%	52%	58%	42%	38%	36%	47%	49%	54%	65%	37%	48%	61%
				d				fk	fk	efk	efghikl		fk	efghkl
Net: No knowledge	588	232	356	253	335	66	117	113	105	86	102	183	218	188
	59%	62%	57%	50%	67%	63%	71%	60%	64%	55%	45%	68%	62%	49%
					c	jm	gijlm	jm	jm	j		ijm	jm	

Columns Tested: a,b - c,d - e,f,g,h,i,j,k,l,m

West Suffolk: Creation of a Single Council Public Survey

This survey is about your District council, which is responsible for housing, planning, tourism and leisure, bin collection and local community services. It is not about Suffolk County Council, which is responsible for social care, schools and roads.

At present, all of your District council services are delivered jointly by Forest Heath and St Edmundsbury councils. This survey is about the proposed creation of a new single District-level Council for West Suffolk, replacing Forest Heath District and St Edmundsbury Borough councils.

Q3. Before now, had you ever heard of the proposed creation of a single District Council for West Suffolk?

Base: All respondents

	Total	SEG						ETHNICITY		WORKING STATUS		AWARENESS OF PROPOSED CREATION OF NEW COUNCIL		
		AB	C1	C2	DE	ABC1	C2DE	White	BAME	Working	Not working	Knowledge of	Heard of	Never heard of
		a	b	c	d	e	f	g	h	i	j	k	l	m
Significance Level: 95%														
Unweighted Total	1001	205	252	244	300	457	544	957	33	569	404	402	493	508
Weighted Total	1001	194	332	238	238	526	475	937	54	587	388	413	501	500
	100%	100%	100%	100%	100%	100%	100%	100%	100%	100%	100%	100%	100%	100%
Heard of and know a lot about it	52 5%	17 9% df	15 4%	13 6%	8 3%	32 6%	21 4%	50 5%	2 3%	32 5%	17 4%	52 13% m	52 10% m	- -
Heard of and know a little about it	360 36%	81 42% df	127 38% d	80 34%	71 30%	209 40% df	152 32%	339 36%	18 33%	197 33%	157 40% i	360 87% lm	360 72% m	- -
Heard of but know nothing about it	88 9%	13 7%	28 8%	27 11%	20 8%	41 8%	47 10%	87 9%	1 2%	51 9%	36 9%	- -	88 18% km	- -
Never heard of it	500 50%	83 43%	162 49%	117 49%	139 58% abce	244 46%	256 54% ae	461 49%	33 62%	308 52% j	178 46%	- -	- -	500 100% kl
NETS														
Net: Knowledge of	413 41%	98 51% cdf	142 43% d	94 39%	79 33%	241 46% df	172 36%	389 42%	19 36%	228 39%	174 45%	413 100% lm	413 82% m	- -
Net: Heard of	501 50%	111 57% df	170 51% d	121 51% d	99 42%	282 54% df	219 46%	476 51%	21 38%	279 48%	210 54% i	413 100% m	501 100% m	- -
Net: No knowledge	588 59%	96 49%	189 57%	144 61% a	159 67% abe	285 54%	303 64% ae	548 58%	35 64%	359 61%	214 55%	- -	88 18% k	500 100% kl

Columns Tested: a,b,c,d,e,f - g,h - i,j - k,l,m

West Suffolk: Creation of a Single Council Public Survey

This survey is about your District council, which is responsible for housing, planning, tourism and leisure, bin collection and local community services. It is not about Suffolk County Council, which is responsible for social care, schools and roads.

At present, all of your District council services are delivered jointly by Forest Heath and St Edmundsbury councils. This survey is about the proposed creation of a new single District-level Council for West Suffolk, replacing Forest Heath District and St Edmundsbury Borough councils.

Q3. Before now, had you ever heard of the proposed creation of a single District Council for West Suffolk?

Base: All respondents

	FAVOURABILITY TOWARDS NEW SINGLE COUNCIL: FIRST Q			FAVOURABILITY TOWARDS NEW SINGLE COUNCIL: SECOND Q			CONCERN ABOUT PROPOSAL OF NEW SINGLE COUNCIL			IMPACT OF REDUCTION IN NUMBER OF CLLRS				
	Total	Favourable	Unfavourable	Don't know	Favourable	Unfavourable	Don't know	Concerned	Not concerned	Don't know	Positive	No difference	Negative	Don't know
		a	b	c	d	e	f	g	h	i	j	k	l	m
Significance Level: 95%														
Unweighted Total	1001	643	199	159	705	214	82	420	544	37	357	339	250	55
Weighted Total	1001	647	195	159	706	216	79	424	540	37	345	338	260	58
	100%	100%	100%	100%	100%	100%	100%	100%	100%	100%	100%	100%	100%	100%
Heard of and know a lot about it	52	36	14	2	37	16	-	22	29	1	15	19	16	1
	5%	6%	7%	1%	5%	7%	-	5%	5%	4%	4%	6%	6%	2%
		c	c		f	f								
Heard of and know a little about it	360	247	73	41	256	77	27	168	187	5	131	103	110	17
	36%	38%	37%	26%	36%	36%	34%	40%	35%	13%	38%	30%	42%	29%
		c	c		i	i		i	i		k		k	
Heard of but know nothing about it	88	47	23	18	60	21	7	37	49	2	32	32	20	4
	9%	7%	12%	12%	9%	10%	8%	9%	9%	5%	9%	9%	8%	6%
Never heard of it	500	317	85	98	353	102	46	197	275	29	167	184	114	36
	50%	49%	44%	62%	50%	47%	58%	46%	51%	79%	48%	54%	44%	62%
				ab						gh		l		l
NETS														
Net: Knowledge of	413	283	87	43	292	93	27	190	216	6	146	122	126	19
	41%	44%	45%	27%	41%	43%	34%	45%	40%	17%	42%	36%	49%	32%
		c	c		i	i		i	i				km	
Net: Heard of	501	330	110	61	353	114	34	228	265	8	178	154	146	22
	50%	51%	56%	38%	50%	53%	42%	54%	49%	21%	52%	46%	56%	38%
		c	c		i	i		i	i				km	
Net: No knowledge	588	364	108	117	413	123	52	234	324	30	199	215	134	40
	59%	56%	55%	73%	59%	57%	66%	55%	60%	83%	58%	64%	51%	68%
				ab						gh		l		l

Columns Tested: a,b,c - d,e,f - g,h,i - j,k,l,m

West Suffolk: Creation of a Single Council Public Survey

Forest Heath District Council and St Edmundsbury Borough Council are currently considering proposals to replace the two councils with a single District-level Council covering both areas.

Both councils have been working in partnership for over 10 years, and all of their services are run together on behalf of both councils.

Q4. In general, to what extent are you favourable or unfavourable towards the proposed creation of a single District-level Council for West Suffolk?

Base: All respondents

	Total	COUNCIL AREA		GENDER		AGE								
		Forest Heath District	St Edmundsbury Borough	Male	Female	18-24	25-34	35-44	45-54	55-64	65+	18-34	35-54	55+
		a	b	c	d	e	f	g	h	i	j	k	l	m
Significance Level: 95%														
Unweighted Total	1001	401	600	504	497	82	184	189	165	155	226	266	354	381
Weighted Total	1001	376	625	504	497	104	164	187	165	155	226	268	352	381
	100%	100%	100%	100%	100%	100%	100%	100%	100%	100%	100%	100%	100%	100%
Very favourable	(4)	180	127	95	85	16	22	29	26	35	51	38	55	86
		18%	20%	19%	17%	15%	14%	16%	16%	22%	23%	14%	16%	23%
			a							fk	fk			fk
Fairly favourable	(3)	467	296	223	244	66	79	87	73	73	89	145	160	162
		47%	47%	44%	49%	63%	48%	47%	44%	47%	39%	54%	46%	42%
						fghijlm						hijlm		
Fairly unfavourable	(2)	105	59	58	47	9	23	9	21	16	27	32	30	43
		10%	9%	11%	10%	8%	14%	5%	13%	10%	12%	12%	9%	11%
							gl		g		g	g		g
Very unfavourable	(1)	90	45	54	36	4	17	17	11	13	27	21	29	40
		9%	7%	11%	7%	4%	10%	9%	7%	9%	12%	8%	8%	11%
			b								e			
Don't know		159	99	74	85	9	23	44	33	18	32	32	77	50
		16%	16%	15%	17%	9%	14%	24%	20%	12%	14%	12%	22%	13%
								efijkm	eikm				efijkm	
NETS														
Net: Favourable		647	423	318	329	82	101	116	99	108	140	183	216	248
		65%	68%	63%	66%	79%	62%	62%	60%	70%	62%	68%	61%	65%
			a			fghijlm								
Net: Unfavourable		195	103	111	84	13	40	26	33	29	54	53	59	83
		19%	17%	22%	17%	12%	25%	14%	20%	19%	24%	20%	17%	22%
			b	d			egl				egl			g
Mean score		2.9	3.0	2.8	2.9	3.0	2.8	2.9	2.9	2.9	2.8	2.8	2.9	2.9
			a			f								
Standard deviation		.87	.83	.91	.82	.67	.86	.86	.83	.87	.97	.80	.85	.93
Standard error		.03	.04	.04	.04	.08	.07	.07	.07	.07	.07	.05	.05	.05

Columns Tested: a,b - c,d - e,f,g,h,i,j,k,l,m

West Suffolk: Creation of a Single Council Public Survey

Forest Heath District Council and St Edmundsbury Borough Council are currently considering proposals to replace the two councils with a single District-level Council covering both areas.

Both councils have been working in partnership for over 10 years, and all of their services are run together on behalf of both councils.

Q4. In general, to what extent are you favourable or unfavourable towards the proposed creation of a single District-level Council for West Suffolk?

Base: All respondents

	Total	SEG						ETHNICITY		WORKING STATUS		AWARENESS OF PROPOSED CREATION OF NEW COUNCIL			
		AB	C1	C2	DE	ABC1	C2DE	White	BAME	Working	Not working	Knowledge of	Heard of	Never heard of	
		a	b	c	d	e	f	g	h	i	j	k	l	m	
Significance Level: 95%															
Unweighted Total	1001	205	252	244	300	457	544	957	33	569	404	402	493	508	
Weighted Total	1001	194	332	238	238	526	475	937	54	587	388	413	501	500	
	100%	100%	100%	100%	100%	100%	100%	100%	100%	100%	100%	100%	100%	100%	
Very favourable	(4)	180	55	48	37	39	104	76	166	13	95	84	95	106	74
		18%	29%	15%	15%	16%	20%	16%	18%	24%	16%	22%	23%	21%	15%
			bcdef								i	m	m		
Fairly favourable	(3)	467	77	164	118	107	241	226	435	26	289	167	188	224	243
		47%	40%	49%	50%	45%	46%	48%	46%	48%	49%	43%	46%	45%	49%
			a	a											
Fairly unfavourable	(2)	105	17	39	29	20	56	49	99	5	63	40	45	60	45
		10%	9%	12%	12%	8%	11%	10%	11%	9%	11%	10%	11%	12%	9%
Very unfavourable	(1)	90	17	21	22	30	38	52	87	2	44	42	42	49	40
		9%	9%	6%	9%	13%	7%	11%	9%	3%	8%	11%	10%	10%	8%
					be		be								
Don't know		159	27	60	31	41	87	72	150	8	96	57	43	61	98
		16%	14%	18%	13%	17%	17%	15%	16%	15%	16%	15%	10%	12%	20%
														kl	
NETS															
Net: Favourable		647	133	212	155	146	345	302	601	39	385	250	283	330	317
		65%	68%	64%	65%	62%	66%	64%	64%	72%	66%	64%	69%	66%	63%
Net: Unfavourable		195	34	60	51	50	94	101	186	7	107	82	87	110	85
		19%	18%	18%	21%	21%	18%	21%	20%	13%	18%	21%	21%	22%	17%
Mean score		2.9	3.0	2.9	2.8	2.8	2.9	2.8	2.9	3.1	2.9	2.9	2.9	2.9	2.9
			cdf				df								
Standard deviation		.87	.92	.78	.85	.93	.84	.89	.87	.75	.82	.93	.91	.90	.83
Standard error		.03	.07	.05	.06	.06	.04	.04	.03	.14	.04	.05	.05	.04	.04

Columns Tested: a,b,c,d,e,f - g,h - i,j - k,l,m

West Suffolk: Creation of a Single Council Public Survey

Forest Heath District Council and St Edmundsbury Borough Council are currently considering proposals to replace the two councils with a single District-level Council covering both areas.

Both councils have been working in partnership for over 10 years, and all of their services are run together on behalf of both councils.

Q4. In general, to what extent are you favourable or unfavourable towards the proposed creation of a single District-level Council for West Suffolk?

Base: All respondents

	Total	FAVOURABILITY TOWARDS NEW SINGLE COUNCIL: FIRST Q			FAVOURABILITY TOWARDS NEW SINGLE COUNCIL: SECOND Q			CONCERN ABOUT PROPOSAL OF NEW SINGLE COUNCIL			IMPACT OF REDUCTION IN NUMBER OF CLLRS			
		Favourable	Unfavourable	Don't know	Favourable	Unfavourable	Don't know	Concerned	Not concerned	Don't know	Positive	No difference	Negative	Don't know
		a	b	c	d	e	f	g	h	i	j	k	l	m
Significance Level: 95%														
Unweighted Total	1001	643	199	159	705	214	82	420	544	37	357	339	250	55
Weighted Total	1001	647	195	159	706	216	79	424	540	37	345	338	260	58
	100%	100%	100%	100%	100%	100%	100%	100%	100%	100%	100%	100%	100%	100%
Very favourable	(4)	180	-	-	162	13	5	42	137	1	82	68	26	4
	18%	28%	-	-	23%	6%	6%	10%	25%	2%	24%	20%	10%	7%
		bc			ef				gi		lm	lm		
Fairly favourable	(3)	467	-	-	423	30	14	178	281	8	169	172	99	26
	47%	72%	-	-	60%	14%	17%	42%	52%	23%	49%	51%	38%	45%
		bc			ef			i	gi		l	l		
Fairly unfavourable	(2)	105	105	-	27	73	5	75	27	3	22	30	49	4
	10%	-	54%	-	4%	34%	7%	18%	5%	9%	6%	9%	19%	7%
			ac		df			h					jkm	
Very unfavourable	(1)	90	90	-	12	76	1	71	18	1	15	23	50	1
	9%	-	46%	-	2%	35%	2%	17%	3%	2%	4%	7%	19%	2%
			ac		df			hi					jkm	
Don't know		159	-	159	82	24	54	58	77	23	57	45	35	22
	16%	-	-	100%	12%	11%	68%	14%	14%	64%	16%	13%	14%	38%
				ab			de			gh				jkl
NETS														
Net: Favourable	647	647	-	-	585	43	19	220	418	9	251	240	125	31
	65%	100%	-	-	83%	20%	24%	52%	77%	25%	73%	71%	48%	52%
		bc			ef			i	gi		lm	lm		
Net: Unfavourable	195	-	195	-	39	149	7	146	45	4	37	53	100	5
	19%	-	100%	-	6%	69%	8%	34%	8%	11%	11%	16%	38%	9%
			ac		df			hi					jkm	
Mean score	2.9	3.3	1.5	-	3.2	1.9	2.9	2.5	3.2	2.7	3.1	3.0	2.4	2.9
		b			e				g		kl	l		l
Standard deviation	.87	.45	.50	-	.59	.90	.80	.93	.70	.69	.75	.80	.96	.62
Standard error	.03	.02	.04	-	.02	.06	.15	.05	.03	.19	.04	.05	.07	.11

Columns Tested: a,b,c - d,e,f - g,h,i - j,k,l,m

West Suffolk: Creation of a Single Council Public Survey

As I mentioned earlier, this survey is about the proposed creation of a new single District-level Council for West Suffolk, replacing Forest Heath and St Edmundsbury Councils.

The councils are already saving around £4million pounds every year by working in partnership, but now need new approaches to meet future challenges. A new single District-level Council for West Suffolk would deliver further savings of an estimated £800,000 per year.

Some people believe that the new council will be more efficient and that delivery of services to residents will not be affected. However, others say it might lead to less political accountability as there may be fewer councillors covering a bigger area.

Now that I have provided more background, I'm going to read out a list of objectives that the Councils believe they can achieve by creating a single District-level Council for West Suffolk.

Q5_SUM. For each one, please say how important, if at all, you feel it is that they achieve this objective.

SUMMARY TABLE

Base: All respondents

	Total	Very important	Fairly important	Not very important	Not at all important	Don't know	Net: Important	Net: Not important	Mean
Continue the delivery of important services to local people	1001 100%	830 83%	141 14%	11 1%	8 1%	10 1%	971 97%	20 2%	3.8
Allow the Council to better plan for the future, including a long-term plan for improving the local economy and housing	1001 100%	664 66%	266 27%	31 3%	13 1%	27 3%	930 93%	44 4%	3.6
Ensure the new Council is better equipped to meet the future challenges facing local government, such as an ageing population, and a reduction in funding from central government in Westminster	1001 100%	637 64%	267 27%	39 4%	21 2%	37 4%	904 90%	60 6%	3.6
Strengthen West Suffolk's political voice in the region and nationally, while remaining small enough to support local people	1001 100%	504 50%	366 37%	71 7%	30 3%	30 3%	871 87%	100 10%	3.4
Simplify council decision-making while still keeping offices across both areas	1001 100%	433 43%	413 41%	78 8%	37 4%	40 4%	846 85%	115 11%	3.3
Deliver further efficiency savings in the Councils' budget of around eight-hundred thousand pounds a year	1001 100%	468 47%	339 34%	92 9%	40 4%	62 6%	807 81%	132 13%	3.3

West Suffolk: Creation of a Single Council Public Survey

As I mentioned earlier, this survey is about the proposed creation of a new single District-level Council for West Suffolk, replacing Forest Heath and St Edmundsbury Councils.

The councils are already saving around £4million pounds every year by working in partnership, but now need new approaches to meet future challenges. A new single District-level Council for West Suffolk would deliver further savings of an estimated £800,000 per year.

Some people believe that the new council will be more efficient and that delivery of services to residents will not be affected. However, others say it might lead to less political accountability as there may be fewer councillors covering a bigger area.

Now that I have provided more background, I'm going to read out a list of objectives that the Councils believe they can achieve by creating a single District-level Council for West Suffolk.

Q5_SUM. For each one, please say how important, if at all, you feel it is that they achieve this objective.

Important summary

Base: All respondents

	COUNCIL AREA		GENDER		AGE									
	Total	Forest Heath District	St Edmundsbury Borough	Male	Female	18-24	25-34	35-44	45-54	55-64	65+	18-34	35-54	55+
	a	b	c	d	e	f	g	h	i	j	k	l	m	
Significance Level: 95%														
Unweighted Total	1001	401	600	504	497	82	184	189	165	155	226	266	354	381
Weighted Total	1001	376	625	504	497	104	164	187	165	155	226	268	352	381
	100%	100%	100%	100%	100%	100%	100%	100%	100%	100%	100%	100%	100%	100%
Continue the delivery of important services to local people	971 97%	360 96%	611 98%	485 96%	486 98%	102 98%	158 96%	179 96%	162 98%	152 98%	219 97%	261 97%	341 97%	370 97%
Allow the Council to better plan for the future, including a long-term plan for improving the local economy and housing	930 93%	351 93%	579 93%	460 91%	470 94%	97 93%	161 98%	174 93%	158 96%	142 92%	198 88%	258 96%	332 94%	340 89%
Ensure the new Council is better equipped to meet the future challenges facing local government, such as an ageing population, and a reduction in funding from central government in Westminster	904 90%	332 88%	572 91%	450 89%	454 91%	99 95%	150 92%	163 87%	152 92%	142 91%	198 88%	249 93%	315 89%	340 89%
Strengthen West Suffolk's political voice in the region and nationally, while remaining small enough to support local people	871 87%	319 85%	552 88%	427 85%	443 89%	94 90%	148 90%	158 85%	145 88%	129 83%	197 87%	242 90%	303 86%	325 85%

Columns Tested: a,b - c,d - e,f,g,h,i,j,k,l,m

West Suffolk: Creation of a Single Council Public Survey

As I mentioned earlier, this survey is about the proposed creation of a new single District-level Council for West Suffolk, replacing Forest Heath and St Edmundsbury Councils.

The councils are already saving around £4million pounds every year by working in partnership, but now need new approaches to meet future challenges. A new single District-level Council for West Suffolk would deliver further savings of an estimated £800,000 per year.

Some people believe that the new council will be more efficient and that delivery of services to residents will not be affected. However, others say it might lead to less political accountability as there may be fewer councillors covering a bigger area.

Now that I have provided more background, I'm going to read out a list of objectives that the Councils believe they can achieve by creating a single District-level Council for West Suffolk.

Q5_SUM. For each one, please say how important, if at all, you feel it is that they achieve this objective.

Important summary

Base: All respondents

	COUNCIL AREA		GENDER		AGE									
	Total	Forest Heath District	St Edmundsbury Borough	Male	Female	18-24	25-34	35-44	45-54	55-64	65+	18-34	35-54	55+
	a	b	c	d	e	f	g	h	i	j	k	l	m	
Significance Level: 95%														
Unweighted Total	1001	401	600	504	497	82	184	189	165	155	226	266	354	381
Weighted Total	1001	376	625	504	497	104	164	187	165	155	226	268	352	381
	100%	100%	100%	100%	100%	100%	100%	100%	100%	100%	100%	100%	100%	100%
Simplify council decision-making while still keeping offices across both areas	846 85%	304 81%	541 87% a	412 82%	434 87% c	96 92% im	138 84%	155 83%	141 86%	125 81%	191 85%	233 87%	296 84%	317 83%
Deliver further efficiency savings in the Councils' budget of around eight-hundred thousand pounds a year	807 81%	292 78%	515 82%	388 77%	419 84% c	87 84%	146 89% ghijlm	142 76%	131 80%	121 78%	180 80%	233 87% ghijlm	273 78%	301 79%
None of the above	10 1%	5 1%	5 1%	7 1%	4 1%	2 2%	1 *	3 1%	2 1%	2 1%	1 1%	2 1%	5 1%	3 1%

Columns Tested: a,b - c,d - e,f,g,h,i,j,k,l,m

West Suffolk: Creation of a Single Council Public Survey

As I mentioned earlier, this survey is about the proposed creation of a new single District-level Council for West Suffolk, replacing Forest Heath and St Edmundsbury Councils.

The councils are already saving around £4million pounds every year by working in partnership, but now need new approaches to meet future challenges. A new single District-level Council for West Suffolk would deliver further savings of an estimated £800,000 per year.

Some people believe that the new council will be more efficient and that delivery of services to residents will not be affected. However, others say it might lead to less political accountability as there may be fewer councillors covering a bigger area.

Now that I have provided more background, I'm going to read out a list of objectives that the Councils believe they can achieve by creating a single District-level Council for West Suffolk.

Q5_SUM. For each one, please say how important, if at all, you feel it is that they achieve this objective.

Important summary

Base: All respondents

	SEG						ETHNICITY		WORKING STATUS		AWARENESS OF PROPOSED CREATION OF NEW COUNCIL			
	Total	AB	C1	C2	DE	ABC1	C2DE	White	BAME	Working	Not working	Knowledge of	Heard of	Never heard of
		a	b	c	d	e	f	g	h	i	j	k	l	m
Significance Level: 95%														
Unweighted Total	1001	205	252	244	300	457	544	957	33	569	404	402	493	508
Weighted Total	1001	194	332	238	238	526	475	937	54	587	388	413	501	500
	100%	100%	100%	100%	100%	100%	100%	100%	100%	100%	100%	100%	100%	100%
Continue the delivery of important services to local people	971 97%	187 96%	329 99% acdf	229 96%	226 95%	516 98% df	455 96%	911 97%	51 94%	571 97%	377 97%	399 97%	485 97%	487 97%
Allow the Council to better plan for the future, including a long-term plan for improving the local economy and housing	930 93%	182 94%	315 95% df	219 92%	213 90%	498 95% df	432 91%	871 93%	49 91%	552 94%	356 92%	380 92%	461 92%	469 94%
Ensure the new Council is better equipped to meet the future challenges facing local government, such as an ageing population, and a reduction in funding from central government in Westminster	904 90%	181 93% df	307 92% df	221 93% df	195 82%	488 93% df	416 88% d	848 91%	46 85%	541 92% j	341 88%	375 91%	455 91%	449 90%
Strengthen West Suffolk's political voice in the region and nationally, while remaining small enough to support local people	871 87%	171 88%	296 89%	202 85%	201 85%	467 89%	404 85%	819 87%	42 78%	509 87%	341 88%	352 85%	433 86%	438 88%

Columns Tested: a,b,c,d,e,f - g,h - i,j - k,l,m

West Suffolk: Creation of a Single Council Public Survey

As I mentioned earlier, this survey is about the proposed creation of a new single District-level Council for West Suffolk, replacing Forest Heath and St Edmundsbury Councils.

The councils are already saving around £4million pounds every year by working in partnership, but now need new approaches to meet future challenges. A new single District-level Council for West Suffolk would deliver further savings of an estimated £800,000 per year.

Some people believe that the new council will be more efficient and that delivery of services to residents will not be affected. However, others say it might lead to less political accountability as there may be fewer councillors covering a bigger area.

Now that I have provided more background, I'm going to read out a list of objectives that the Councils believe they can achieve by creating a single District-level Council for West Suffolk.

Q5_SUM. For each one, please say how important, if at all, you feel it is that they achieve this objective.

Important summary

Base: All respondents

	SEG						ETHNICITY		WORKING STATUS		AWARENESS OF PROPOSED CREATION OF NEW COUNCIL			
	Total	AB	C1	C2	DE	ABC1	C2DE	White	BAME	Working	Not working	Knowledge of	Heard of	Never heard of
		a	b	c	d	e	f	g	h	i	j	k	l	m
Significance Level: 95%														
Unweighted Total	1001	205	252	244	300	457	544	957	33	569	404	402	493	508
Weighted Total	1001	194	332	238	238	526	475	937	54	587	388	413	501	500
	100%	100%	100%	100%	100%	100%	100%	100%	100%	100%	100%	100%	100%	100%
Simplify council decision-making while still keeping offices across both areas	846 85%	158 82%	279 84%	211 89% ae	198 83%	437 83%	409 86%	795 85%	42 78%	493 84%	331 85%	345 83%	420 84%	426 85%
Deliver further efficiency savings in the Councils' budget of around eight-hundred thousand pounds a year	807 81%	149 77%	263 79%	206 87% abde	189 80%	412 78%	395 83% ae	759 81%	42 77%	474 81%	314 81%	328 79%	399 80%	408 82%
None of the above	10 1%	2 1%	1 *	2 1%	5 2%	3 1%	8 2%	9 1%	2 3%	7 1%	2 1%	5 1%	6 1%	5 1%

Columns Tested: a,b,c,d,e,f - g,h - i,j - k,l,m

West Suffolk: Creation of a Single Council Public Survey

As I mentioned earlier, this survey is about the proposed creation of a new single District-level Council for West Suffolk, replacing Forest Heath and St Edmundsbury Councils.

The councils are already saving around £4million pounds every year by working in partnership, but now need new approaches to meet future challenges. A new single District-level Council for West Suffolk would deliver further savings of an estimated £800,000 per year.

Some people believe that the new council will be more efficient and that delivery of services to residents will not be affected. However, others say it might lead to less political accountability as there may be fewer councillors covering a bigger area.

Now that I have provided more background, I'm going to read out a list of objectives that the Councils believe they can achieve by creating a single District-level Council for West Suffolk.

Q5_SUM. For each one, please say how important, if at all, you feel it is that they achieve this objective.

Important summary

Base: All respondents

	FAVOURABILITY TOWARDS NEW SINGLE COUNCIL: FIRST Q			FAVOURABILITY TOWARDS NEW SINGLE COUNCIL: SECOND Q			CONCERN ABOUT PROPOSAL OF NEW SINGLE COUNCIL			IMPACT OF REDUCTION IN NUMBER OF CLLRS				
	Total	Favourable	Unfavourable	Don't know	Favourable	Unfavourable	Don't know	Concerned	Not concerned	Don't know	Positive	No difference	Negative	Don't know
	a	b	c	d	e	f	g	h	i	j	k	l	m	
Significance Level: 95%														
Unweighted Total	1001	643	199	159	705	214	82	420	544	37	357	339	250	55
Weighted Total	1001	647	195	159	706	216	79	424	540	37	345	338	260	58
	100%	100%	100%	100%	100%	100%	100%	100%	100%	100%	100%	100%	100%	100%
Continue the delivery of important services to local people	971 97%	639 99%	182 93%	151 95%	697 99%	201 93%	73 92%	409 96%	529 98%	33 90%	335 97%	329 98%	250 96%	57 97%
		bc		ef					i					
Allow the Council to better plan for the future, including a long-term plan for improving the local economy and housing	930 93%	623 96%	165 85%	142 89%	679 96%	182 84%	69 87%	388 92%	511 95%	30 83%	329 95%	311 92%	234 90%	56 96%
		bc		ef					i		l			
Ensure the new Council is better equipped to meet the future challenges facing local government, such as an ageing population, and a reduction in funding from central government in Westminster	904 90%	609 94%	164 84%	131 82%	664 94%	180 84%	59 74%	378 89%	499 92%	26 72%	320 93%	305 90%	229 88%	50 86%
		bc		ef				i	i					
Strengthen West Suffolk's political voice in the region and nationally, while remaining small enough to support local people	871 87%	593 92%	147 75%	131 82%	643 91%	164 76%	63 79%	364 86%	480 89%	27 74%	303 88%	290 86%	224 86%	54 93%
		bc		ef					i					

Columns Tested: a,b,c - d,e,f - g,h,i - j,k,l,m

West Suffolk: Creation of a Single Council Public Survey

As I mentioned earlier, this survey is about the proposed creation of a new single District-level Council for West Suffolk, replacing Forest Heath and St Edmundsbury Councils.

The councils are already saving around £4million pounds every year by working in partnership, but now need new approaches to meet future challenges. A new single District-level Council for West Suffolk would deliver further savings of an estimated £800,000 per year.

Some people believe that the new council will be more efficient and that delivery of services to residents will not be affected. However, others say it might lead to less political accountability as there may be fewer councillors covering a bigger area.

Now that I have provided more background, I'm going to read out a list of objectives that the Councils believe they can achieve by creating a single District-level Council for West Suffolk.

Q5_SUM. For each one, please say how important, if at all, you feel it is that they achieve this objective.

Important summary

Base: All respondents

	FAVOURABILITY TOWARDS NEW SINGLE COUNCIL: FIRST Q			FAVOURABILITY TOWARDS NEW SINGLE COUNCIL: SECOND Q			CONCERN ABOUT PROPOSAL OF NEW SINGLE COUNCIL			IMPACT OF REDUCTION IN NUMBER OF CLLRS				
	Total	Favourable	Unfavourable	Don't know	Favourable	Unfavourable	Don't know	Concerned	Not concerned	Don't know	Positive	No difference	Negative	Don't know
		a	b	c	d	e	f	g	h	i	j	k	l	m
Significance Level: 95%														
Unweighted Total	1001	643	199	159	705	214	82	420	544	37	357	339	250	55
Weighted Total	1001	647	195	159	706	216	79	424	540	37	345	338	260	58
	100%	100%	100%	100%	100%	100%	100%	100%	100%	100%	100%	100%	100%	100%
Simplify council decision-making while still keeping offices across both areas	846	584	144	117	635	159	52	350	472	24	296	289	212	48
	85%	90%	74%	74%	90%	73%	66%	83%	87%	65%	86%	86%	82%	83%
		bc			ef			i	gi					
Deliver further efficiency savings in the Councils' budget of around eight-hundred thousand pounds a year	807	577	127	103	628	130	49	321	465	21	300	277	189	40
	81%	89%	65%	65%	89%	60%	62%	76%	86%	58%	87%	82%	73%	69%
		bc			ef			i	gi		lm	lm		
None of the above	10	1	6	4	2	6	3	5	3	2	2	2	5	2
	1%	*	3%	2%	*	3%	4%	1%	1%	6%	1%	1%	2%	3%
			a	a		d	d			gh				

Columns Tested: a,b,c - d,e,f - g,h,i - j,k,l,m

West Suffolk: Creation of a Single Council Public Survey

As I mentioned earlier, this survey is about the proposed creation of a new single District-level Council for West Suffolk, replacing Forest Heath and St Edmundsbury Councils.

The councils are already saving around £4million pounds every year by working in partnership, but now need new approaches to meet future challenges. A new single District-level Council for West Suffolk would deliver further savings of an estimated £800,000 per year.

Some people believe that the new council will be more efficient and that delivery of services to residents will not be affected. However, others say it might lead to less political accountability as there may be fewer councillors covering a bigger area.

Now that I have provided more background, I'm going to read out a list of objectives that the Councils believe they can achieve by creating a single District-level Council for West Suffolk.

Q5_SUM. For each one, please say how important, if at all, you feel it is that they achieve this objective.

Not important summary

Base: All respondents

	COUNCIL AREA		GENDER		AGE									
	Forest Heath District	St Edmundsbury Borough	Male	Female	18-24	25-34	35-44	45-54	55-64	65+	18-34	35-54	55+	
Total	a	b	c	d	e	f	g	h	i	j	k	l	m	
Significance Level: 95%														
Unweighted Total	1001	401	600	504	497	82	184	189	165	155	226	266	354	381
Weighted Total	1001	376	625	504	497	104	164	187	165	155	226	268	352	381
	100%	100%	100%	100%	100%	100%	100%	100%	100%	100%	100%	100%	100%	100%
Deliver further efficiency savings in the Councils' budget of around eight-hundred thousand pounds a year	132	55	77	86	46	14	13	32	21	23	29	27	52	52
	13%	15%	12%	17%	9%	13%	8%	17%	13%	15%	13%	10%	15%	14%
				d				fk					f	
Simplify council decision-making while still keeping offices across both areas	115	52	63	74	40	6	20	21	20	22	25	26	41	48
	11%	14%	10%	15%	8%	6%	12%	11%	12%	14%	11%	10%	12%	12%
				d										
Strengthen West Suffolk's political voice in the region and nationally, while remaining small enough to support local people	100	43	58	67	34	7	12	24	18	19	21	19	41	40
	10%	11%	9%	13%	7%	7%	7%	13%	11%	12%	9%	7%	12%	10%
				d				k						
Ensure the new Council is better equipped to meet the future challenges facing local government, such as an ageing population, and a reduction in funding from central government in Westminster	60	28	33	36	24	3	11	16	7	8	15	15	23	22
	6%	7%	5%	7%	5%	3%	7%	9%	4%	5%	7%	6%	7%	6%

Columns Tested: a,b - c,d - e,f,g,h,i,j,k,l,m

West Suffolk: Creation of a Single Council Public Survey

As I mentioned earlier, this survey is about the proposed creation of a new single District-level Council for West Suffolk, replacing Forest Heath and St Edmundsbury Councils.

The councils are already saving around £4million pounds every year by working in partnership, but now need new approaches to meet future challenges. A new single District-level Council for West Suffolk would deliver further savings of an estimated £800,000 per year.

Some people believe that the new council will be more efficient and that delivery of services to residents will not be affected. However, others say it might lead to less political accountability as there may be fewer councillors covering a bigger area.

Now that I have provided more background, I'm going to read out a list of objectives that the Councils believe they can achieve by creating a single District-level Council for West Suffolk.

Q5_SUM. For each one, please say how important, if at all, you feel it is that they achieve this objective.

Not important summary

Base: All respondents

	COUNCIL AREA		GENDER		AGE									
	Forest Heath District	St Edmundsbury Borough	Male	Female	18-24	25-34	35-44	45-54	55-64	65+	18-34	35-54	55+	
Total	a	b	c	d	e	f	g	h	i	j	k	l	m	
Significance Level: 95%														
Unweighted Total	1001	401	600	504	497	82	184	189	165	155	226	266	354	381
Weighted Total	1001	376	625	504	497	104	164	187	165	155	226	268	352	381
	100%	100%	100%	100%	100%	100%	100%	100%	100%	100%	100%	100%	100%	100%
Allow the Council to better plan for the future, including a long-term plan for improving the local economy and housing	44 4%	16 4%	27 4%	28 5%	16 3%	1 1%	2 1%	9 5%	7 4%	7 4%	18 8%	3 1%	16 4%	25 6%
Continue the delivery of important services to local people	20 2%	11 3%	9 1%	15 3%	5 1%	-	3 2%	6 3%	3 2%	1 1%	6 3%	3 1%	9 3%	7 2%
None of the above	710 71%	251 67%	459 73%	323 64%	387 78%	83 80%	123 75%	124 66%	119 72%	104 67%	157 70%	206 77%	242 69%	262 69%
Columns Tested:	a, b	c, d	e, f, g, h, i, j, k, l, m											

West Suffolk: Creation of a Single Council Public Survey

As I mentioned earlier, this survey is about the proposed creation of a new single District-level Council for West Suffolk, replacing Forest Heath and St Edmundsbury Councils.

The councils are already saving around £4million pounds every year by working in partnership, but now need new approaches to meet future challenges. A new single District-level Council for West Suffolk would deliver further savings of an estimated £800,000 per year.

Some people believe that the new council will be more efficient and that delivery of services to residents will not be affected. However, others say it might lead to less political accountability as there may be fewer councillors covering a bigger area.

Now that I have provided more background, I'm going to read out a list of objectives that the Councils believe they can achieve by creating a single District-level Council for West Suffolk.

Q5_SUM. For each one, please say how important, if at all, you feel it is that they achieve this objective.

Not important summary

Base: All respondents

	SEG						ETHNICITY		WORKING STATUS		AWARENESS OF PROPOSED CREATION OF NEW COUNCIL			
	Total	AB	C1	C2	DE	ABC1	C2DE	White	BAME	Working	Not working	Knowledge of	Heard of	Never heard of
		a	b	c	d	e	f	g	h	i	j	k	l	m
Significance Level: 95%														
Unweighted Total	1001	205	252	244	300	457	544	957	33	569	404	402	493	508
Weighted Total	1001	194	332	238	238	526	475	937	54	587	388	413	501	500
	100%	100%	100%	100%	100%	100%	100%	100%	100%	100%	100%	100%	100%	100%
Deliver further efficiency savings in the Councils' budget of around eight-hundred thousand pounds a year	132 13%	33 17%	48 15%	25 10%	26 11%	81 15%	51 11%	121 13%	7 13%	81 14%	48 12%	67 16%	80 16%	52 10%
		cf				f						m	m	
Simplify council decision-making while still keeping offices across both areas	115 11%	28 14%	41 12%	22 9%	24 10%	69 13%	46 10%	109 12%	5 9%	72 12%	41 11%	55 13%	66 13%	49 10%
Strengthen West Suffolk's political voice in the region and nationally, while remaining small enough to support local people	100 10%	19 10%	29 9%	28 12%	24 10%	49 9%	52 11%	95 10%	5 9%	58 10%	39 10%	51 12%	56 11%	45 9%
Ensure the new Council is better equipped to meet the future challenges facing local government, such as an ageing population, and a reduction in funding from central government in Westminster	60 6%	10 5%	16 5%	8 4%	25 11%	27 5%	34 7%	59 6%	1 3%	31 5%	28 7%	28 7%	34 7%	26 5%
					abce									

Columns Tested: a,b,c,d,e,f - g,h - i,j - k,l,m

West Suffolk: Creation of a Single Council Public Survey

As I mentioned earlier, this survey is about the proposed creation of a new single District-level Council for West Suffolk, replacing Forest Heath and St Edmundsbury Councils.

The councils are already saving around £4million pounds every year by working in partnership, but now need new approaches to meet future challenges. A new single District-level Council for West Suffolk would deliver further savings of an estimated £800,000 per year.

Some people believe that the new council will be more efficient and that delivery of services to residents will not be affected. However, others say it might lead to less political accountability as there may be fewer councillors covering a bigger area.

Now that I have provided more background, I'm going to read out a list of objectives that the Councils believe they can achieve by creating a single District-level Council for West Suffolk.

Q5_SUM. For each one, please say how important, if at all, you feel it is that they achieve this objective.

Not important summary

Base: All respondents

	SEG						ETHNICITY		WORKING STATUS		AWARENESS OF PROPOSED CREATION OF NEW COUNCIL			
	Total	AB	C1	C2	DE	ABC1	C2DE	White	BAME	Working	Not working	Knowledge of	Heard of	Never heard of
		a	b	c	d	e	f	g	h	i	j	k	l	m
Significance Level: 95%														
Unweighted Total	1001	205	252	244	300	457	544	957	33	569	404	402	493	508
Weighted Total	1001	194	332	238	238	526	475	937	54	587	388	413	501	500
	100%	100%	100%	100%	100%	100%	100%	100%	100%	100%	100%	100%	100%	100%
Allow the Council to better plan for the future, including a long-term plan for improving the local economy and housing	44 4%	6 3%	9 3%	13 6%	15 6%	15 3%	28 6%	42 4%	2 3%	24 4%	18 5%	20 5%	26 5%	18 4%
Continue the delivery of important services to local people	20 2%	4 2%	3 1%	8 3%	6 2%	6 1%	13 3%	18 2%	2 3%	10 2%	8 2%	9 2%	11 2%	8 2%
None of the above	710 71%	130 67%	230 69%	180 76%	171 72%	359 68%	351 74%	665 71%	38 71%	414 70%	278 72%	272 66%	339 68%	371 74%

Columns Tested: a,b,c,d,e,f - g,h - i,j - k,l,m

West Suffolk: Creation of a Single Council Public Survey

As I mentioned earlier, this survey is about the proposed creation of a new single District-level Council for West Suffolk, replacing Forest Heath and St Edmundsbury Councils.

The councils are already saving around £4million pounds every year by working in partnership, but now need new approaches to meet future challenges. A new single District-level Council for West Suffolk would deliver further savings of an estimated £800,000 per year.

Some people believe that the new council will be more efficient and that delivery of services to residents will not be affected. However, others say it might lead to less political accountability as there may be fewer councillors covering a bigger area.

Now that I have provided more background, I'm going to read out a list of objectives that the Councils believe they can achieve by creating a single District-level Council for West Suffolk.

Q5_SUM. For each one, please say how important, if at all, you feel it is that they achieve this objective.

Not important summary

Base: All respondents

	FAVOURABILITY TOWARDS NEW SINGLE COUNCIL: FIRST Q			FAVOURABILITY TOWARDS NEW SINGLE COUNCIL: SECOND Q			CONCERN ABOUT PROPOSAL OF NEW SINGLE COUNCIL			IMPACT OF REDUCTION IN NUMBER OF CLLRS				
	Total	Favourable	Unfavourable	Don't know	Favourable	Unfavourable	Don't know	Concerned	Not concerned	Don't know	Positive	No difference	Negative	Don't know
		a	b	c	d	e	f	g	h	i	j	k	l	m
Significance Level: 95%														
Unweighted Total	1001	643	199	159	705	214	82	420	544	37	357	339	250	55
Weighted Total	1001	647	195	159	706	216	79	424	540	37	345	338	260	58
	100%	100%	100%	100%	100%	100%	100%	100%	100%	100%	100%	100%	100%	100%
Deliver further efficiency savings in the Councils' budget of around eight-hundred thousand pounds a year	132 13%	48 7%	56 29%	28 17%	56 8%	63 29%	13 16%	72 17%	55 10%	4 11%	32 9%	37 11%	54 21%	8 13%
			ac	a		df	d	h					jk	
Simplify council decision-making while still keeping offices across both areas	115 11%	51 8%	39 20%	25 16%	56 8%	45 21%	14 17%	56 13%	57 10%	2 6%	42 12%	36 11%	35 13%	2 3%
			a	a		d	d				m		m	
Strengthen West Suffolk's political voice in the region and nationally, while remaining small enough to support local people	100 10%	43 7%	40 20%	17 11%	50 7%	42 19%	9 11%	47 11%	52 10%	2 4%	37 11%	31 9%	31 12%	2 3%
			ac			d								
Ensure the new Council is better equipped to meet the future challenges facing local government, such as an ageing population, and a reduction in funding from central government in Westminster	60 6%	25 4%	22 11%	13 8%	28 4%	25 12%	7 8%	30 7%	29 5%	1 4%	20 6%	20 6%	19 7%	1 1%
			a	a		d								

Columns Tested: a,b,c - d,e,f - g,h,i - j,k,l,m

West Suffolk: Creation of a Single Council Public Survey

As I mentioned earlier, this survey is about the proposed creation of a new single District-level Council for West Suffolk, replacing Forest Heath and St Edmundsbury Councils.

The councils are already saving around £4million pounds every year by working in partnership, but now need new approaches to meet future challenges. A new single District-level Council for West Suffolk would deliver further savings of an estimated £800,000 per year.

Some people believe that the new council will be more efficient and that delivery of services to residents will not be affected. However, others say it might lead to less political accountability as there may be fewer councillors covering a bigger area.

Now that I have provided more background, I'm going to read out a list of objectives that the Councils believe they can achieve by creating a single District-level Council for West Suffolk.

Q5_SUM. For each one, please say how important, if at all, you feel it is that they achieve this objective.

Not important summary

Base: All respondents

	FAVOURABILITY TOWARDS NEW SINGLE COUNCIL: FIRST Q			FAVOURABILITY TOWARDS NEW SINGLE COUNCIL: SECOND Q			CONCERN ABOUT PROPOSAL OF NEW SINGLE COUNCIL			IMPACT OF REDUCTION IN NUMBER OF CLLRS				
	Total	Favourable	Unfavourable	Don't know	Favourable	Unfavourable	Don't know	Concerned	Not concerned	Don't know	Positive	No difference	Negative	Don't know
		a	b	c	d	e	f	g	h	i	j	k	l	m
Significance Level: 95%														
Unweighted Total	1001	643	199	159	705	214	82	420	544	37	357	339	250	55
Weighted Total	1001	647	195	159	706	216	79	424	540	37	345	338	260	58
	100%	100%	100%	100%	100%	100%	100%	100%	100%	100%	100%	100%	100%	100%
Allow the Council to better plan for the future, including a long-term plan for improving the local economy and housing	44 4%	13 2%	22 11%	9 5%	19 3%	22 10%	3 4%	23 5%	19 3%	2 6%	9 3%	13 4%	21 8%	1 2%
			ac	a		d							jk	
Continue the delivery of important services to local people	20 2%	7 1%	9 4%	4 2%	8 1%	10 5%	1 2%	11 3%	8 1%	1 2%	7 2%	4 1%	8 3%	- -
			a			d								
None of the above	710 71%	508 78%	100 51%	102 64%	554 78%	110 51%	47 59%	286 67%	398 74%	26 72%	252 73%	245 73%	167 64%	46 79%
		bc		b	ef				g		l	l		l

Columns Tested: a,b,c - d,e,f - g,h,i - j,k,l,m

West Suffolk: Creation of a Single Council Public Survey

As I mentioned earlier, this survey is about the proposed creation of a new single District-level Council for West Suffolk, replacing Forest Heath and St Edmundsbury Councils.

The councils are already saving around £4million pounds every year by working in partnership, but now need new approaches to meet future challenges. A new single District-level Council for West Suffolk would deliver further savings of an estimated £800,000 per year.

Some people believe that the new council will be more efficient and that delivery of services to residents will not be affected. However, others say it might lead to less political accountability as there may be fewer councillors covering a bigger area.

Now that I have provided more background, I'm going to read out a list of objectives that the Councils believe they can achieve by creating a single District-level Council for West Suffolk.

Q5_1. For each one, please say how important, if at all, you feel it is that they achieve this objective.

Continue the delivery of important services to local people

Base: All respondents

	Total	COUNCIL AREA		GENDER		AGE									
		Forest Heath District	St Edmundsbury Borough	Male	Female	18-24	25-34	35-44	45-54	55-64	65+	18-34	35-54	55+	
		a	b	c	d	e	f	g	h	i	j	k	l	m	
Significance Level: 95%															
Unweighted Total	1001	401	600	504	497	82	184	189	165	155	226	266	354	381	
Weighted Total	1001	376	625	504	497	104	164	187	165	155	226	268	352	381	
	100%	100%	100%	100%	100%	100%	100%	100%	100%	100%	100%	100%	100%	100%	
Very important	(4)	830	302	528	408	421	91	129	151	137	134	189	220	288	322
		83%	81%	84%	81%	85%	88%	78%	81%	83%	86%	83%	82%	82%	85%
Fairly important	(3)	141	58	84	77	65	11	30	28	25	18	30	41	53	48
		14%	15%	13%	15%	13%	11%	18%	15%	15%	11%	13%	15%	15%	13%
Not very important	(2)	11	7	4	8	3	-	2	3	1	1	4	2	4	5
		1%	2%	1%	2%	1%	-	1%	2%	*	1%	2%	1%	1%	1%
Not at all important	(1)	8	4	5	7	1	-	1	4	2	-	1	1	6	1
		1%	1%	1%	1%	*	-	1%	2%	1%	-	1%	1%	2%	*
Don't know		10	5	5	4	6	2	2	1	1	3	2	4	2	4
		1%	1%	1%	1%	1%	2%	1%	1%	*	2%	1%	1%	1%	1%
NETS															
Net: Important		971	360	611	485	486	102	158	179	162	152	219	261	341	370
		97%	96%	98%	96%	98%	98%	96%	96%	98%	98%	97%	97%	97%	97%
Net: Not important		20	11	9	15	5	-	3	6	3	1	6	3	9	7
		2%	3%	1%	3%	1%	-	2%	3%	2%	1%	3%	1%	3%	2%
Mean score		3.8	3.8	3.8	3.8	3.8	3.9	3.8	3.8	3.8	3.9	3.8	3.8	3.8	3.8
					c		f				fg				
Standard deviation		.48	.52	.45	.54	.40	.31	.51	.58	.49	.36	.48	.45	.54	.44
Standard error		.02	.03	.02	.02	.02	.03	.04	.04	.04	.03	.03	.03	.03	.02

Columns Tested: a,b - c,d - e,f,g,h,i,j,k,l,m

West Suffolk: Creation of a Single Council Public Survey

As I mentioned earlier, this survey is about the proposed creation of a new single District-level Council for West Suffolk, replacing Forest Heath and St Edmundsbury Councils.

The councils are already saving around £4million pounds every year by working in partnership, but now need new approaches to meet future challenges. A new single District-level Council for West Suffolk would deliver further savings of an estimated £800,000 per year.

Some people believe that the new council will be more efficient and that delivery of services to residents will not be affected. However, others say it might lead to less political accountability as there may be fewer councillors covering a bigger area.

Now that I have provided more background, I'm going to read out a list of objectives that the Councils believe they can achieve by creating a single District-level Council for West Suffolk.

Q5_1. For each one, please say how important, if at all, you feel it is that they achieve this objective.

Continue the delivery of important services to local people

Base: All respondents

	Total	SEG						ETHNICITY		WORKING STATUS		AWARENESS OF PROPOSED CREATION OF NEW COUNCIL			
		AB	C1	C2	DE	ABC1	C2DE	White	BAME	Working	Not working	Knowledge of	Heard of	Never heard of	
		a	b	c	d	e	f	g	h	i	j	k	l	m	
Significance Level: 95%															
Unweighted Total	1001	205	252	244	300	457	544	957	33	569	404	402	493	508	
Weighted Total	1001	194	332	238	238	526	475	937	54	587	388	413	501	500	
	100%	100%	100%	100%	100%	100%	100%	100%	100%	100%	100%	100%	100%	100%	
Very important	(4)	830	164	275	199	192	439	391	778	43	492	323	353	425	405
		83%	85%	83%	84%	81%	84%	82%	83%	80%	84%	83%	85%	85%	81%
Fairly important	(3)	141	23	54	30	34	77	64	132	7	80	54	46	60	82
		14%	12%	16%	13%	14%	15%	14%	14%	14%	14%	14%	11%	12%	16% kl
Not very important	(2)	11	2	1	5	3	4	8	11	-	4	6	4	6	6
		1%	1%	*	2%	1%	1%	2%	1%	-	1%	1%	1%	1%	1%
Not at all important	(1)	8	1	1	3	3	3	6	7	2	6	3	5	6	2
		1%	1%	*	1%	1%	*	1%	1%	3%	1%	1%	1%	1%	*
Don't know		10	3	-	1	6	3	7	8	2	6	3	5	5	5
		1%	2%	-	*	2%	1%	1%	1%	3%	1%	1%	1%	1%	1%
			b		bce										
NETS															
Net: Important		971	187	329	229	226	516	455	911	51	571	377	399	485	487
		97%	96%	99%	96%	95%	98%	96%	97%	94%	97%	97%	97%	97%	97%
				acdf			df								
Net: Not important		20	4	3	8	6	6	13	18	2	10	8	9	11	8
		2%	2%	1%	3%	2%	1%	3%	2%	3%	2%	2%	2%	2%	2%
					b										
Mean score		3.8	3.8	3.8	3.8	3.8	3.8	3.8	3.8	3.8	3.8	3.8	3.8	3.8	3.8
Standard deviation		.48	.45	.42	.53	.51	.43	.52	.47	.62	.47	.48	.49	.49	.46
Standard error		.02	.03	.03	.03	.03	.02	.02	.02	.11	.02	.02	.02	.02	.02

Columns Tested: a,b,c,d,e,f - g,h - i,j - k,l,m

West Suffolk: Creation of a Single Council Public Survey

As I mentioned earlier, this survey is about the proposed creation of a new single District-level Council for West Suffolk, replacing Forest Heath and St Edmundsbury Councils.

The councils are already saving around £4million pounds every year by working in partnership, but now need new approaches to meet future challenges. A new single District-level Council for West Suffolk would deliver further savings of an estimated £800,000 per year.

Some people believe that the new council will be more efficient and that delivery of services to residents will not be affected. However, others say it might lead to less political accountability as there may be fewer councillors covering a bigger area.

Now that I have provided more background, I'm going to read out a list of objectives that the Councils believe they can achieve by creating a single District-level Council for West Suffolk.

Q5_1. For each one, please say how important, if at all, you feel it is that they achieve this objective.

Continue the delivery of important services to local people

Base: All respondents

	Total	FAVOURABILITY TOWARDS NEW SINGLE COUNCIL: FIRST Q			FAVOURABILITY TOWARDS NEW SINGLE COUNCIL: SECOND Q			CONCERN ABOUT PROPOSAL OF NEW SINGLE COUNCIL			IMPACT OF REDUCTION IN NUMBER OF CLLRS			
		Favourable	Unfavourable	Don't know	Favourable	Unfavourable	Don't know	Concerned	Not concerned	Don't know	Positive	No difference	Negative	Don't know
		a	b	c	d	e	f	g	h	i	j	k	l	m
Significance Level: 95%														
Unweighted Total	1001	643	199	159	705	214	82	420	544	37	357	339	250	55
Weighted Total	1001	647	195	159	706	216	79	424	540	37	345	338	260	58
	100%	100%	100%	100%	100%	100%	100%	100%	100%	100%	100%	100%	100%	100%
Very important (4)	830	552	154	124	598	169	63	347	457	26	287	281	217	46
	83%	85%	79%	78%	85%	78%	79%	82%	85%	71%	83%	83%	83%	79%
		bc			e				i					
Fairly important (3)	141	87	28	26	100	32	10	62	72	7	49	49	34	10
	14%	13%	14%	17%	14%	15%	13%	15%	13%	19%	14%	14%	13%	18%
Not very important (2)	11	5	3	2	5	5	1	7	3	1	6	2	4	-
	1%	1%	2%	2%	1%	2%	1%	2%	1%	2%	2%	*	2%	-
					d									
Not at all important (1)	8	2	5	1	2	5	1	4	4	-	2	3	4	-
	1%	*	3%	1%	*	2%	1%	1%	1%	-	1%	1%	1%	-
		a	a		d	d								
Don't know	10	1	5	5	1	5	5	4	3	3	2	4	2	2
	1%	*	2%	3%	*	2%	6%	1%	1%	8%	1%	1%	1%	3%
			a	a	d	d				gh				
NETS														
Net: Important	971	639	182	151	697	201	73	409	529	33	335	329	250	57
	97%	99%	93%	95%	99%	93%	92%	96%	98%	90%	97%	98%	96%	97%
		bc			ef				i					
Net: Not important	20	7	9	4	8	10	1	11	8	1	7	4	8	-
	2%	1%	4%	2%	1%	5%	2%	3%	1%	2%	2%	1%	3%	-
		a	a		d	d								
Mean score	3.8	3.8	3.7	3.8	3.8	3.7	3.8	3.8	3.8	3.7	3.8	3.8	3.8	3.8
		b			e									
Standard deviation	.48	.41	.63	.51	.42	.63	.48	.51	.45	.49	.47	.46	.53	.39
Standard error	.02	.02	.05	.04	.02	.04	.06	.02	.02	.08	.02	.03	.03	.05

Columns Tested: a,b,c - d,e,f - g,h,i - j,k,l,m

Prepared by ComRes

West Suffolk: Creation of a Single Council Public Survey

As I mentioned earlier, this survey is about the proposed creation of a new single District-level Council for West Suffolk, replacing Forest Heath and St Edmundsbury Councils.

The councils are already saving around £4million pounds every year by working in partnership, but now need new approaches to meet future challenges. A new single District-level Council for West Suffolk would deliver further savings of an estimated £800,000 per year.

Some people believe that the new council will be more efficient and that delivery of services to residents will not be affected. However, others say it might lead to less political accountability as there may be fewer councillors covering a bigger area.

Now that I have provided more background, I'm going to read out a list of objectives that the Councils believe they can achieve by creating a single District-level Council for West Suffolk.

Q5_2. For each one, please say how important, if at all, you feel it is that they achieve this objective.

Deliver further efficiency savings in the Councils' budget of around eight-hundred thousand pounds a year

Base: All respondents

	Total	COUNCIL AREA		GENDER		AGE								
		Forest Heath District	St Edmundsbury Borough	Male	Female	18-24	25-34	35-44	45-54	55-64	65+	18-34	35-54	55+
		a	b	c	d	e	f	g	h	i	j	k	l	m
Significance Level: 95%														
Unweighted Total	1001	401	600	504	497	82	184	189	165	155	226	266	354	381
Weighted Total	1001	376	625	504	497	104	164	187	165	155	226	268	352	381
	100%	100%	100%	100%	100%	100%	100%	100%	100%	100%	100%	100%	100%	100%
Very important	(4)	468	307	223	245	47	84	79	77	66	115	131	155	181
		47%	49%	44%	49%	46%	51%	42%	46%	43%	51%	49%	44%	48%
Fairly important	(3)	339	209	165	175	40	62	63	55	55	64	102	118	120
		34%	33%	33%	35%	38%	38%	34%	33%	36%	29%	38%	33%	31%
Not very important	(2)	92	57	58	34	12	8	22	15	19	15	20	37	35
		9%	9%	12%	7%	11%	5%	12%	9%	12%	7%	7%	11%	9%
Not at all important	(1)	40	19	28	12	2	5	10	5	4	14	7	15	18
		4%	3%	5%	2%	2%	3%	5%	3%	2%	6%	3%	4%	5%
Don't know		62	34	30	32	3	5	14	13	11	17	8	27	28
		6%	5%	6%	7%	3%	3%	7%	8%	7%	7%	3%	8%	7%
								fk	fk	k	fk		fk	fk
NETS														
Net: Important		807	515	388	419	87	146	142	131	121	180	233	273	301
		81%	82%	77%	84%	84%	89%	76%	80%	78%	80%	87%	78%	79%
					c		ghijlm					ghijlm		
Net: Not important		132	77	86	46	14	13	32	21	23	29	27	52	52
		13%	12%	17%	9%	13%	8%	17%	13%	15%	13%	10%	15%	14%
				d				fk					f	
Mean score		3.3	3.4	3.2	3.4	3.3	3.4	3.2	3.3	3.3	3.3	3.4	3.3	3.3
			a		c		g					g		
Standard deviation		.82	.79	.88	.74	.76	.73	.87	.80	.79	.88	.74	.84	.84
Standard error		.03	.03	.04	.03	.08	.05	.07	.06	.07	.06	.05	.05	.05

Columns Tested: a,b - c,d - e,f,g,h,i,j,k,l,m

Prepared by ComRes

West Suffolk: Creation of a Single Council Public Survey

As I mentioned earlier, this survey is about the proposed creation of a new single District-level Council for West Suffolk, replacing Forest Heath and St Edmundsbury Councils.

The councils are already saving around £4million pounds every year by working in partnership, but now need new approaches to meet future challenges. A new single District-level Council for West Suffolk would deliver further savings of an estimated £800,000 per year.

Some people believe that the new council will be more efficient and that delivery of services to residents will not be affected. However, others say it might lead to less political accountability as there may be fewer councillors covering a bigger area.

Now that I have provided more background, I'm going to read out a list of objectives that the Councils believe they can achieve by creating a single District-level Council for West Suffolk.

Q5_2. For each one, please say how important, if at all, you feel it is that they achieve this objective.

Deliver further efficiency savings in the Councils' budget of around eight-hundred thousand pounds a year

Base: All respondents

	Total	SEG						ETHNICITY		WORKING STATUS		AWARENESS OF PROPOSED CREATION OF NEW COUNCIL			
		AB	C1	C2	DE	ABC1	C2DE	White	BAME	Working	Not working	Knowledge of	Heard of	Never heard of	
		a	b	c	d	e	f	g	h	i	j	k	l	m	
Significance Level: 95%															
Unweighted Total	1001	205	252	244	300	457	544	957	33	569	404	402	493	508	
Weighted Total	1001	194	332	238	238	526	475	937	54	587	388	413	501	500	
	100%	100%	100%	100%	100%	100%	100%	100%	100%	100%	100%	100%	100%	100%	
Very important	(4)	468	94	135	123	116	229	239	438	28	266	190	200	236	232
		47%	48%	41%	52%	49%	43%	50%	47%	51%	45%	49%	48%	47%	46%
				be			be								
Fairly important	(3)	339	56	127	83	73	183	156	321	14	208	124	128	163	176
		34%	29%	38%	35%	31%	35%	33%	34%	26%	35%	32%	31%	33%	35%
				a											
Not very important	(2)	92	22	34	18	18	56	36	82	7	56	33	50	59	33
		9%	11%	10%	8%	7%	11%	8%	9%	13%	10%	9%	12%	12%	7%
				m									m		
Not at all important	(1)	40	11	14	7	8	25	15	39	-	25	14	18	21	19
		4%	5%	4%	3%	3%	5%	3%	4%	-	4%	4%	4%	4%	4%
Don't know		62	12	21	6	23	33	29	57	5	32	27	18	22	41
		6%	6%	6%	3%	10%	6%	6%	6%	10%	6%	7%	4%	4%	8%
				c		c	c	c							kl
NETS															
Net: Important		807	149	263	206	189	412	395	759	42	474	314	328	399	408
		81%	77%	79%	87%	80%	78%	83%	81%	77%	81%	81%	79%	80%	82%
				abde			ae								
Net: Not important		132	33	48	25	26	81	51	121	7	81	48	67	80	52
		13%	17%	15%	10%	11%	15%	11%	13%	13%	14%	12%	16%	16%	10%
			cf				f						m	m	
Mean score		3.3	3.3	3.2	3.4	3.4	3.2	3.4	3.3	3.4	3.3	3.4	3.3	3.3	3.4
				be	be	be	be	be							
Standard deviation		.82	.89	.82	.76	.79	.85	.77	.82	.73	.82	.81	.85	.84	.79
Standard error		.03	.06	.05	.05	.05	.04	.03	.03	.13	.04	.04	.04	.04	.04

Columns Tested: a,b,c,d,e,f - g,h - i,j - k,l,m
CATI Fieldwork: 30th June – 24th July 2017

Prepared by ComRes

West Suffolk: Creation of a Single Council Public Survey

As I mentioned earlier, this survey is about the proposed creation of a new single District-level Council for West Suffolk, replacing Forest Heath and St Edmundsbury Councils.

The councils are already saving around £4million pounds every year by working in partnership, but now need new approaches to meet future challenges. A new single District-level Council for West Suffolk would deliver further savings of an estimated £800,000 per year.

Some people believe that the new council will be more efficient and that delivery of services to residents will not be affected. However, others say it might lead to less political accountability as there may be fewer councillors covering a bigger area.

Now that I have provided more background, I'm going to read out a list of objectives that the Councils believe they can achieve by creating a single District-level Council for West Suffolk.

Q5_2. For each one, please say how important, if at all, you feel it is that they achieve this objective.

Deliver further efficiency savings in the Councils' budget of around eight-hundred thousand pounds a year

Base: All respondents

	Total	FAVOURABILITY TOWARDS NEW SINGLE COUNCIL: FIRST Q			FAVOURABILITY TOWARDS NEW SINGLE COUNCIL: SECOND Q			CONCERN ABOUT PROPOSAL OF NEW SINGLE COUNCIL			IMPACT OF REDUCTION IN NUMBER OF CLLRS				
		Favourable	Unfavourable	Don't know	Favourable	Unfavourable	Don't know	Concerned	Not concerned	Don't know	Positive	No difference	Negative	Don't know	
		a	b	c	d	e	f	g	h	i	j	k	l	m	
Significance Level: 95%															
Unweighted Total	1001	643	199	159	705	214	82	420	544	37	357	339	250	55	
Weighted Total	1001	647	195	159	706	216	79	424	540	37	345	338	260	58	
	100%	100%	100%	100%	100%	100%	100%	100%	100%	100%	100%	100%	100%	100%	
Very important	(4)	468	346	59	63	378	66	24	164	292	12	189	157	102	19
		47%	54%	30%	39%	54%	30%	30%	39%	54%	33%	55%	47%	39%	33%
			bc			ef				gi		klm			
Fairly important	(3)	339	231	68	40	250	64	25	157	173	9	111	120	87	21
		34%	36%	35%	25%	35%	30%	32%	37%	32%	26%	32%	36%	34%	37%
			c	c											
Not very important	(2)	92	41	36	15	45	39	8	52	37	3	24	30	32	6
		9%	6%	19%	9%	6%	18%	10%	12%	7%	7%	7%	9%	12%	10%
				ac		d			h					j	
Not at all important	(1)	40	7	20	13	11	24	5	20	18	1	8	8	22	2
		4%	1%	10%	8%	2%	11%	6%	5%	3%	4%	2%	2%	8%	4%
				a	a		d	d						jk	
Don't know		62	22	12	28	22	23	18	31	20	11	12	23	17	10
		6%	3%	6%	18%	3%	11%	22%	7%	4%	30%	4%	7%	6%	17%
				ab		d	de		h		gh				jkl
NETS															
Net: Important		807	577	127	103	628	130	49	321	465	21	300	277	189	40
		81%	89%	65%	65%	89%	60%	62%	76%	86%	58%	87%	82%	73%	69%
			bc			ef			i	gi		lm	lm		
Net: Not important		132	48	56	28	56	63	13	72	55	4	32	37	54	8
		13%	7%	29%	17%	8%	29%	16%	17%	10%	11%	9%	11%	21%	13%
				ac	a		df	d	h					jk	
Mean score		3.3	3.5	2.9	3.2	3.5	2.9	3.1	3.2	3.4	3.3	3.4	3.4	3.1	3.2
			bc			ef				g		lm	l		
Standard deviation		.82	.67	.97	.98	.69	1.02	.91	.85	.77	.87	.74	.75	.95	.82
Standard error		.03	.03	.07	.09	.03	.07	.11	.04	.03	.17	.04	.04	.06	.12

Columns Tested: a,b,c - d,e,f - g,h,i - j,k,l,m

Prepared by ComRes

West Suffolk: Creation of a Single Council Public Survey

As I mentioned earlier, this survey is about the proposed creation of a new single District-level Council for West Suffolk, replacing Forest Heath and St Edmundsbury Councils.

The councils are already saving around £4million pounds every year by working in partnership, but now need new approaches to meet future challenges. A new single District-level Council for West Suffolk would deliver further savings of an estimated £800,000 per year.

Some people believe that the new council will be more efficient and that delivery of services to residents will not be affected. However, others say it might lead to less political accountability as there may be fewer councillors covering a bigger area.

Now that I have provided more background, I'm going to read out a list of objectives that the Councils believe they can achieve by creating a single District-level Council for West Suffolk.

Q5_3. For each one, please say how important, if at all, you feel it is that they achieve this objective.

Ensure the new Council is better equipped to meet the future challenges facing local government, such as an ageing population, and a reduction in funding from central government in Westminster

Base: All respondents

	Total	COUNCIL AREA		GENDER		AGE									
		Forest Heath District	St Edmundsbury Borough	Male	Female	18-24	25-34	35-44	45-54	55-64	65+	18-34	35-54	55+	
		a	b	c	d	e	f	g	h	i	j	k	l	m	
Significance Level: 95%															
Unweighted Total	1001	401	600	504	497	82	184	189	165	155	226	266	354	381	
Weighted Total	1001	376	625	504	497	104	164	187	165	155	226	268	352	381	
	100%	100%	100%	100%	100%	100%	100%	100%	100%	100%	100%	100%	100%	100%	
Very important	(4)	637	228	410	317	320	69	111	116	99	104	138	180	215	242
		64%	61%	65%	63%	64%	67%	68%	62%	60%	67%	61%	67%	61%	64%
Fairly important	(3)	267	105	162	133	134	30	39	47	53	38	60	69	100	98
		27%	28%	26%	26%	27%	29%	24%	25%	32%	24%	27%	26%	28%	26%
Not very important	(2)	39	16	23	24	15	2	8	10	3	7	9	10	14	16
		4%	4%	4%	5%	3%	2%	5%	5%	2%	4%	4%	4%	4%	4%
Not at all important	(1)	21	11	10	12	9	1	4	6	3	1	6	5	9	6
		2%	3%	2%	2%	2%	1%	2%	3%	2%	1%	2%	2%	3%	2%
Don't know		37	16	21	17	19	2	2	8	6	5	13	4	14	19
		4%	4%	3%	3%	4%	2%	1%	4%	4%	4%	6%	1%	4%	5%
											fk			fk	
NETS															
Net: Important		904	332	572	450	454	99	150	163	152	142	198	249	315	340
		90%	88%	91%	89%	91%	95%	92%	87%	92%	91%	88%	93%	89%	89%
							g						gj		
Net: Not important		60	28	33	36	24	3	11	16	7	8	15	15	23	22
		6%	7%	5%	7%	5%	3%	7%	9%	4%	5%	7%	6%	7%	6%
Mean score		3.6	3.5	3.6	3.6	3.6	3.6	3.6	3.5	3.6	3.6	3.6	3.6	3.5	3.6
Standard deviation		.68	.73	.64	.71	.64	.59	.70	.76	.65	.60	.70	.65	.71	.66
Standard error		.02	.04	.03	.03	.03	.07	.05	.06	.05	.05	.05	.04	.04	.03

Columns Tested: a,b - c,d - e,f,g,h,i,j,k,l,m

West Suffolk: Creation of a Single Council Public Survey

As I mentioned earlier, this survey is about the proposed creation of a new single District-level Council for West Suffolk, replacing Forest Heath and St Edmundsbury Councils.

The councils are already saving around £4million pounds every year by working in partnership, but now need new approaches to meet future challenges. A new single District-level Council for West Suffolk would deliver further savings of an estimated £800,000 per year.

Some people believe that the new council will be more efficient and that delivery of services to residents will not be affected. However, others say it might lead to less political accountability as there may be fewer councillors covering a bigger area.

Now that I have provided more background, I'm going to read out a list of objectives that the Councils believe they can achieve by creating a single District-level Council for West Suffolk.

Q5_3. For each one, please say how important, if at all, you feel it is that they achieve this objective.

Ensure the new Council is better equipped to meet the future challenges facing local government, such as an ageing population, and a reduction in funding from central government in Westminster

Base: All respondents

	Total	SEG						ETHNICITY		WORKING STATUS		AWARENESS OF PROPOSED CREATION OF NEW COUNCIL			
		AB	C1	C2	DE	ABC1	C2DE	White	BAME	Working	Not working	Knowledge of	Heard of	Never heard of	
		a	b	c	d	e	f	g	h	i	j	k	l	m	
Significance Level: 95%															
Unweighted Total	1001	205	252	244	300	457	544	957	33	569	404	402	493	508	
Weighted Total	1001	194	332	238	238	526	475	937	54	587	388	413	501	500	
	100%	100%	100%	100%	100%	100%	100%	100%	100%	100%	100%	100%	100%	100%	
Very important	(4)	637	139	216	144	138	355	282	598	33	388	236	279	333	305
		64%	72%	65%	61%	58%	68%	59%	64%	61%	66%	61%	68%	66%	61%
			cdf				df					m			
Fairly important	(3)	267	42	91	77	57	133	134	250	13	153	104	96	122	144
		27%	22%	27%	33%	24%	25%	28%	27%	24%	26%	27%	23%	24%	29%
				ade											
Not very important	(2)	39	8	10	5	17	18	22	38	1	21	17	19	23	16
		4%	4%	3%	2%	7%	3%	5%	4%	3%	4%	4%	4%	5%	3%
					bce										
Not at all important	(1)	21	2	7	3	9	9	12	21	-	10	11	10	11	10
		2%	1%	2%	1%	4%	2%	3%	2%	-	2%	3%	2%	2%	2%
Don't know		37	3	9	8	18	11	25	30	7	15	19	9	11	25
		4%	1%	3%	3%	7%	2%	5%	3%	13%	5%	2%	2%	5%	5%
					abce		ae		g						kl
NETS															
Net: Important		904	181	307	221	195	488	416	848	46	541	341	375	455	449
		90%	93%	92%	93%	82%	93%	88%	91%	85%	92%	88%	91%	91%	90%
			df	df	df		df	d			j				
Net: Not important		60	10	16	8	25	27	34	59	1	31	28	28	34	26
		6%	5%	5%	4%	11%	5%	7%	6%	3%	5%	7%	7%	7%	5%
					abce										
Mean score		3.6	3.7	3.6	3.6	3.5	3.6	3.5	3.6	3.7	3.6	3.5	3.6	3.6	3.6
			df	d			df								
Standard deviation		.68	.62	.65	.61	.80	.64	.71	.68	.54	.64	.73	.69	.69	.66
Standard error		.02	.04	.04	.04	.05	.03	.03	.02	.10	.03	.04	.03	.03	.03

Columns Tested: a,b,c,d,e,f - g,h - i,j - k,l,m

West Suffolk: Creation of a Single Council Public Survey

As I mentioned earlier, this survey is about the proposed creation of a new single District-level Council for West Suffolk, replacing Forest Heath and St Edmundsbury Councils.

The councils are already saving around £4million pounds every year by working in partnership, but now need new approaches to meet future challenges. A new single District-level Council for West Suffolk would deliver further savings of an estimated £800,000 per year.

Some people believe that the new council will be more efficient and that delivery of services to residents will not be affected. However, others say it might lead to less political accountability as there may be fewer councillors covering a bigger area.

Now that I have provided more background, I'm going to read out a list of objectives that the Councils believe they can achieve by creating a single District-level Council for West Suffolk.

Q5_3. For each one, please say how important, if at all, you feel it is that they achieve this objective.

Ensure the new Council is better equipped to meet the future challenges facing local government, such as an ageing population, and a reduction in funding from central government in Westminster

Base: All respondents

	Total	FAVOURABILITY TOWARDS NEW SINGLE COUNCIL: FIRST Q			FAVOURABILITY TOWARDS NEW SINGLE COUNCIL: SECOND Q			CONCERN ABOUT PROPOSAL OF NEW SINGLE COUNCIL			IMPACT OF REDUCTION IN NUMBER OF CLLRS				
		Favourable	Unfavourable	Don't know	Favourable	Unfavourable	Don't know	Concerned	Not concerned	Don't know	Positive	No difference	Negative	Don't know	
		a	b	c	d	e	f	g	h	i	j	k	l	m	
Significance Level: 95%															
Unweighted Total	1001	643	199	159	705	214	82	420	544	37	357	339	250	55	
Weighted Total	1001	647	195	159	706	216	79	424	540	37	345	338	260	58	
	100%	100%	100%	100%	100%	100%	100%	100%	100%	100%	100%	100%	100%	100%	
Very important	(4)	637	435	105	96	475	124	38	269	351	17	233	212	161	31
		64%	67%	54%	61%	67%	57%	48%	63%	65%	48%	68%	63%	62%	53%
		b			ef				i		m				
Fairly important	(3)	267	174	58	35	189	57	21	109	149	9	87	93	68	19
		27%	27%	30%	22%	27%	26%	26%	26%	28%	25%	25%	27%	26%	32%
Not very important	(2)	39	20	13	7	19	15	5	20	19	-	15	15	9	-
		4%	3%	7%	4%	3%	7%	6%	5%	4%	-	4%	4%	3%	-
		a			d										
Not at all important	(1)	21	6	9	6	9	10	2	10	10	1	5	5	10	1
		2%	1%	5%	4%	1%	5%	2%	2%	2%	4%	1%	1%	4%	1%
		a			d									j	
Don't know		37	12	10	15	13	10	14	16	12	9	5	13	11	8
		4%	2%	5%	9%	2%	5%	17%	4%	2%	24%	2%	4%	4%	13%
		a		a	d		de				gh			j	kl
NETS															
Net: Important		904	609	164	131	664	180	59	378	499	26	320	305	229	50
		90%	94%	84%	82%	94%	84%	74%	89%	92%	72%	93%	90%	88%	86%
		bc			ef				i	i					
Net: Not important		60	25	22	13	28	25	7	30	29	1	20	20	19	1
		6%	4%	11%	8%	4%	12%	8%	7%	5%	4%	6%	6%	7%	1%
		a		a	d										
Mean score		3.6	3.6	3.4	3.5	3.6	3.4	3.5	3.6	3.6	3.5	3.6	3.6	3.5	3.6
		b			ef										
Standard deviation		.68	.59	.82	.78	.61	.83	.75	.70	.65	.76	.64	.66	.76	.58
Standard error		.02	.02	.06	.07	.02	.06	.09	.03	.03	.14	.03	.04	.05	.08

Columns Tested: a,b,c - d,e,f - g,h,i - j,k,l,m

West Suffolk: Creation of a Single Council Public Survey

As I mentioned earlier, this survey is about the proposed creation of a new single District-level Council for West Suffolk, replacing Forest Heath and St Edmundsbury Councils.

The councils are already saving around £4million pounds every year by working in partnership, but now need new approaches to meet future challenges. A new single District-level Council for West Suffolk would deliver further savings of an estimated £800,000 per year.

Some people believe that the new council will be more efficient and that delivery of services to residents will not be affected. However, others say it might lead to less political accountability as there may be fewer councillors covering a bigger area.

Now that I have provided more background, I'm going to read out a list of objectives that the Councils believe they can achieve by creating a single District-level Council for West Suffolk.

Q5_4. For each one, please say how important, if at all, you feel it is that they achieve this objective.

Strengthen West Suffolk's political voice in the region and nationally, while remaining small enough to support local people

Base: All respondents

	Total	COUNCIL AREA		GENDER		AGE									
		Forest Heath District	St Edmundsbury Borough	Male	Female	18-24	25-34	35-44	45-54	55-64	65+	18-34	35-54	55+	
		a	b	c	d	e	f	g	h	i	j	k	l	m	
Significance Level: 95%															
Unweighted Total	1001	401	600	504	497	82	184	189	165	155	226	266	354	381	
Weighted Total	1001	376	625	504	497	104	164	187	165	155	226	268	352	381	
	100%	100%	100%	100%	100%	100%	100%	100%	100%	100%	100%	100%	100%	100%	
Very important	(4)	504	177	328	247	258	59	81	88	83	75	118	140	171	193
		50%	47%	52%	49%	52%	57%	50%	47%	50%	48%	52%	52%	49%	51%
Fairly important	(3)	366	142	224	181	186	35	67	70	63	54	78	102	132	132
		37%	38%	36%	36%	37%	33%	41%	37%	38%	35%	35%	38%	38%	35%
Not very important	(2)	71	28	43	47	23	7	8	17	14	10	14	15	31	25
		7%	7%	7%	9%	5%	7%	5%	9%	8%	7%	6%	6%	9%	7%
Not at all important	(1)	30	15	15	19	10	-	4	7	4	8	6	4	11	15
		3%	4%	2%	4%	2%	-	2%	4%	2%	5%	3%	1%	3%	4%
Don't know		30	14	16	10	20	3	4	5	2	8	8	7	7	16
		3%	4%	3%	2%	4%	3%	2%	3%	1%	5%	4%	3%	2%	4%
NETS															
Net: Important		871	319	552	427	443	94	148	158	145	129	197	242	303	325
		87%	85%	88%	85%	89%	90%	90%	85%	88%	83%	87%	90%	86%	85%
Net: Not important		100	43	58	67	34	7	12	24	18	19	21	19	41	40
		10%	11%	9%	13%	7%	7%	7%	13%	11%	12%	9%	7%	12%	10%
Mean score		3.4	3.3	3.4	3.3	3.4	3.5	3.4	3.3	3.4	3.3	3.4	3.5	3.3	3.4
Standard deviation		.75	.79	.73	.80	.69	.63	.70	.79	.74	.84	.75	.67	.77	.79
Standard error		.02	.04	.03	.04	.03	.07	.05	.06	.06	.07	.05	.04	.04	.04

Columns Tested: a, b - c, d - e, f, g, h, i, j, k, l, m

Prepared by ComRes



West Suffolk: Creation of a Single Council Public Survey

As I mentioned earlier, this survey is about the proposed creation of a new single District-level Council for West Suffolk, replacing Forest Heath and St Edmundsbury Councils.

The councils are already saving around £4million pounds every year by working in partnership, but now need new approaches to meet future challenges. A new single District-level Council for West Suffolk would deliver further savings of an estimated £800,000 per year.

Some people believe that the new council will be more efficient and that delivery of services to residents will not be affected. However, others say it might lead to less political accountability as there may be fewer councillors covering a bigger area.

Now that I have provided more background, I'm going to read out a list of objectives that the Councils believe they can achieve by creating a single District-level Council for West Suffolk.

Q5_4. For each one, please say how important, if at all, you feel it is that they achieve this objective.

Strengthen West Suffolk's political voice in the region and nationally, while remaining small enough to support local people

Base: All respondents

	Total	SEG						ETHNICITY		WORKING STATUS		AWARENESS OF PROPOSED CREATION OF NEW COUNCIL			
		AB	C1	C2	DE	ABC1	C2DE	White	BAME	Working	Not working	Knowledge of	Heard of	Never heard of	
		a	b	c	d	e	f	g	h	i	j	k	l	m	
Significance Level: 95%															
Unweighted Total	1001	205	252	244	300	457	544	957	33	569	404	402	493	508	
Weighted Total	1001	194	332	238	238	526	475	937	54	587	388	413	501	500	
	100%	100%	100%	100%	100%	100%	100%	100%	100%	100%	100%	100%	100%	100%	
Very important	(4)	504	107	158	117	122	265	240	471	28	293	198	210	254	250
		50%	55%	48%	49%	52%	50%	50%	50%	52%	50%	51%	51%	50%	
Fairly important	(3)	366	64	138	85	79	202	164	348	14	216	143	142	179	188
		37%	33%	42%	36%	33%	38%	35%	37%	27%	37%	37%	34%	36%	37%
Not very important	(2)	71	15	22	19	15	36	34	66	5	42	26	35	38	32
		7%	8%	6%	8%	6%	7%	7%	7%	9%	7%	7%	8%	8%	6%
Not at all important	(1)	30	5	8	8	9	12	17	29	-	16	13	16	17	12
		3%	2%	2%	3%	4%	2%	4%	3%	-	3%	3%	4%	3%	2%
Don't know		30	4	7	7	12	10	20	23	7	20	9	10	12	18
		3%	2%	2%	3%	5%	2%	4%	2%	12%	3%	2%	2%	2%	4%
					e		e		g						
NETS															
Net: Important	871	171	296	202	201	467	404	819	42	509	341	352	433	438	
	87%	88%	89%	85%	85%	89%	85%	87%	78%	87%	88%	85%	86%	88%	
Net: Not important	100	19	29	28	24	49	52	95	5	58	39	51	56	45	
	10%	10%	9%	12%	10%	9%	11%	10%	9%	10%	10%	12%	11%	9%	
Mean score	3.4	3.4	3.4	3.4	3.4	3.4	3.4	3.4	3.5	3.4	3.4	3.4	3.4	3.4	
Standard deviation	.75	.74	.72	.78	.79	.72	.78	.76	.69	.75	.76	.80	.78	.73	
Standard error	.02	.05	.05	.05	.05	.03	.03	.02	.13	.03	.04	.04	.04	.03	

Columns Tested: a,b,c,d,e,f - g,h - i,j - k,l,m

West Suffolk: Creation of a Single Council Public Survey

As I mentioned earlier, this survey is about the proposed creation of a new single District-level Council for West Suffolk, replacing Forest Heath and St Edmundsbury Councils.

The councils are already saving around £4million pounds every year by working in partnership, but now need new approaches to meet future challenges. A new single District-level Council for West Suffolk would deliver further savings of an estimated £800,000 per year.

Some people believe that the new council will be more efficient and that delivery of services to residents will not be affected. However, others say it might lead to less political accountability as there may be fewer councillors covering a bigger area.

Now that I have provided more background, I'm going to read out a list of objectives that the Councils believe they can achieve by creating a single District-level Council for West Suffolk.

Q5_4. For each one, please say how important, if at all, you feel it is that they achieve this objective.

Strengthen West Suffolk's political voice in the region and nationally, while remaining small enough to support local people

Base: All respondents

	Total	FAVOURABILITY TOWARDS NEW SINGLE COUNCIL: FIRST Q			FAVOURABILITY TOWARDS NEW SINGLE COUNCIL: SECOND Q			CONCERN ABOUT PROPOSAL OF NEW SINGLE COUNCIL			IMPACT OF REDUCTION IN NUMBER OF CLLRS			
		Favourable	Unfavourable	Don't know	Favourable	Unfavourable	Don't know	Concerned	Not concerned	Don't know	Positive	No difference	Negative	Don't know
		a	b	c	d	e	f	g	h	i	j	k	l	m
Significance Level: 95%														
Unweighted Total	1001	643	199	159	705	214	82	420	544	37	357	339	250	55
Weighted Total	1001	647	195	159	706	216	79	424	540	37	345	338	260	58
	100%	100%	100%	100%	100%	100%	100%	100%	100%	100%	100%	100%	100%	100%
Very important (4)	504	332	93	80	356	103	46	206	282	16	182	148	144	30
	50%	51%	47%	50%	50%	48%	58%	49%	52%	45%	53%	44%	55%	51%
											k		k	
Fairly important (3)	366	262	54	51	288	62	17	157	198	11	121	142	79	24
	37%	40%	28%	32%	41%	29%	21%	37%	37%	29%	35%	42%	31%	42%
		bc			ef							l		
Not very important (2)	71	37	22	11	40	24	7	31	38	2	22	24	23	2
	7%	6%	11%	7%	6%	11%	9%	7%	7%	4%	6%	7%	9%	3%
			a		d									
Not at all important (1)	30	6	18	6	10	18	2	16	14	-	15	7	7	-
	3%	1%	9%	4%	1%	8%	2%	4%	3%	-	4%	2%	3%	-
			ac	a	d	d								
Don't know	30	10	8	12	13	10	8	14	8	8	5	16	6	2
	3%	2%	4%	7%	2%	5%	10%	3%	2%	22%	2%	5%	2%	4%
			a	a	d	d				gh		j		
NETS														
Net: Important	871	593	147	131	643	164	63	364	480	27	303	290	224	54
	87%	92%	75%	82%	91%	76%	79%	86%	89%	74%	88%	86%	86%	93%
		bc			ef				i					
Net: Not important	100	43	40	17	50	42	9	47	52	2	37	31	31	2
	10%	7%	20%	11%	7%	19%	11%	11%	10%	4%	11%	9%	12%	3%
			ac		d									
Mean score	3.4	3.4	3.2	3.4	3.4	3.2	3.5	3.4	3.4	3.5	3.4	3.3	3.4	3.5
		b		b	e		e							
Standard deviation	.75	.65	.98	.79	.67	.96	.78	.78	.74	.61	.79	.71	.78	.57
Standard error	.02	.03	.07	.07	.03	.07	.09	.04	.03	.11	.04	.04	.05	.06

Columns Tested: a,b,c - d,e,f - g,h,i - j,k,l,m

Prepared by ComRes

West Suffolk: Creation of a Single Council Public Survey

As I mentioned earlier, this survey is about the proposed creation of a new single District-level Council for West Suffolk, replacing Forest Heath and St Edmundsbury Councils.

The councils are already saving around £4million pounds every year by working in partnership, but now need new approaches to meet future challenges. A new single District-level Council for West Suffolk would deliver further savings of an estimated £800,000 per year.

Some people believe that the new council will be more efficient and that delivery of services to residents will not be affected. However, others say it might lead to less political accountability as there may be fewer councillors covering a bigger area.

Now that I have provided more background, I'm going to read out a list of objectives that the Councils believe they can achieve by creating a single District-level Council for West Suffolk.

Q5_5. For each one, please say how important, if at all, you feel it is that they achieve this objective.

Allow the Council to better plan for the future, including a long-term plan for improving the local economy and housing

Base: All respondents

	Total	COUNCIL AREA		GENDER		AGE								
		Forest Heath District	St Edmundsbury Borough	Male	Female	18-24	25-34	35-44	45-54	55-64	65+	18-34	35-54	55+
		a	b	c	d	e	f	g	h	i	j	k	l	m
Significance Level: 95%														
Unweighted Total	1001	401	600	504	497	82	184	189	165	155	226	266	354	381
Weighted Total	1001	376	625	504	497	104	164	187	165	155	226	268	352	381
	100%	100%	100%	100%	100%	100%	100%	100%	100%	100%	100%	100%	100%	100%
Very important	(4) 664 66%	244 65%	420 67%	319 63%	345 69%	73 70%	117 72%	124 67%	109 66%	98 63%	142 63%	190 71%	234 66%	241 63%
					c		m					m		
Fairly important	(3) 266 27%	107 28%	159 25%	141 28%	125 25%	24 23%	44 27%	50 27%	48 29%	44 28%	56 25%	68 25%	98 28%	100 26%
Not very important	(2) 31 3%	9 2%	22 4%	18 4%	13 3%	1 1%	1 *	8 4%	5 3%	5 3%	11 5%	2 1%	13 4%	16 4%
								fk			fk		fk	fk
Not at all important	(1) 13 1%	7 2%	5 1%	10 2%	3 1%	- -	1 1%	1 1%	1 1%	2 1%	7 3%	1 1%	3 1%	9 2%
											kl			
Don't know	27 3%	8 2%	19 3%	16 3%	11 2%	6 6%	1 *	4 2%	1 *	6 4%	10 4%	6 2%	4 1%	16 4%
						fhl				fhl	fhl			fhl
NETS														
Net: Important	930 93%	351 93%	579 93%	460 91%	470 94%	97 93%	161 98%	174 93%	158 96%	142 92%	198 88%	258 96%	332 94%	340 89%
							egijlm		jm			ijm	jm	
Net: Not important	44 4%	16 4%	27 4%	28 5%	16 3%	1 1%	2 1%	9 5%	7 4%	7 4%	18 8%	3 1%	16 4%	25 6%
								fk			efk		k	fk
Mean score	3.6	3.6	3.6	3.6	3.7	3.7	3.7	3.6	3.6	3.6	3.5	3.7	3.6	3.6
					c	j	jm					jm		
Standard deviation	.61	.64	.60	.66	.56	.48	.52	.60	.59	.62	.73	.51	.60	.69
Standard error	.02	.03	.02	.03	.03	.05	.04	.04	.05	.05	.05	.03	.03	.04

Columns Tested: a,b - c,d - e,f,g,h,i,j,k,l,m

Prepared by ComRes

West Suffolk: Creation of a Single Council Public Survey

As I mentioned earlier, this survey is about the proposed creation of a new single District-level Council for West Suffolk, replacing Forest Heath and St Edmundsbury Councils.

The councils are already saving around £4million pounds every year by working in partnership, but now need new approaches to meet future challenges. A new single District-level Council for West Suffolk would deliver further savings of an estimated £800,000 per year.

Some people believe that the new council will be more efficient and that delivery of services to residents will not be affected. However, others say it might lead to less political accountability as there may be fewer councillors covering a bigger area.

Now that I have provided more background, I'm going to read out a list of objectives that the Councils believe they can achieve by creating a single District-level Council for West Suffolk.

Q5_5. For each one, please say how important, if at all, you feel it is that they achieve this objective.

Allow the Council to better plan for the future, including a long-term plan for improving the local economy and housing

Base: All respondents

	Total	SEG						ETHNICITY		WORKING STATUS		AWARENESS OF PROPOSED CREATION OF NEW COUNCIL			
		AB	C1	C2	DE	ABC1	C2DE	White	BAME	Working	Not working	Knowledge of	Heard of	Never heard of	
		a	b	c	d	e	f	g	h	i	j	k	l	m	
Significance Level: 95%															
Unweighted Total	1001	205	252	244	300	457	544	957	33	569	404	402	493	508	
Weighted Total	1001	194	332	238	238	526	475	937	54	587	388	413	501	500	
	100%	100%	100%	100%	100%	100%	100%	100%	100%	100%	100%	100%	100%	100%	
Very important	(4)	664	137	222	144	161	359	305	626	34	390	260	271	323	341
		66%	71%	67%	61%	68%	68%	64%	67%	64%	66%	67%	66%	65%	68%
			c												
Fairly important	(3)	266	45	94	75	52	139	127	246	15	162	97	109	138	128
		27%	23%	28%	31%	22%	26%	27%	26%	27%	28%	25%	26%	27%	26%
				d											
Not very important	(2)	31	5	8	7	11	13	19	30	2	18	12	14	19	13
		3%	2%	2%	3%	5%	2%	4%	3%	3%	3%	3%	3%	4%	3%
Not at all important	(1)	13	1	1	6	4	3	10	13	-	6	6	7	8	5
		1%	1%	*	2%	2%	1%	2%	1%	-	1%	2%	2%	2%	1%
				e											
Don't know		27	5	7	5	9	13	14	24	3	12	14	13	13	14
		3%	3%	2%	2%	4%	2%	3%	3%	6%	2%	4%	3%	3%	3%
NETS															
Net: Important		930	182	315	219	213	498	432	871	49	552	356	380	461	469
		93%	94%	95%	92%	90%	95%	91%	93%	91%	94%	92%	92%	92%	94%
				df			df								
Net: Not important		44	6	9	13	15	15	28	42	2	24	18	20	26	18
		4%	3%	3%	6%	6%	3%	6%	4%	3%	4%	5%	5%	5%	4%
					be		e								
Mean score		3.6	3.7	3.6	3.5	3.6	3.7	3.6	3.6	3.6	3.6	3.6	3.6	3.6	3.7
			cf				cf								
Standard deviation		.61	.56	.55	.68	.66	.55	.67	.62	.55	.60	.63	.64	.64	.58
Standard error		.02	.04	.03	.04	.04	.03	.03	.02	.10	.03	.03	.03	.03	.03

Columns Tested: a,b,c,d,e,f - g,h - i,j - k,l,m

Prepared by ComRes



West Suffolk: Creation of a Single Council Public Survey

As I mentioned earlier, this survey is about the proposed creation of a new single District-level Council for West Suffolk, replacing Forest Heath and St Edmundsbury Councils.

The councils are already saving around £4million pounds every year by working in partnership, but now need new approaches to meet future challenges. A new single District-level Council for West Suffolk would deliver further savings of an estimated £800,000 per year.

Some people believe that the new council will be more efficient and that delivery of services to residents will not be affected. However, others say it might lead to less political accountability as there may be fewer councillors covering a bigger area.

Now that I have provided more background, I'm going to read out a list of objectives that the Councils believe they can achieve by creating a single District-level Council for West Suffolk.

Q5_5. For each one, please say how important, if at all, you feel it is that they achieve this objective.

Allow the Council to better plan for the future, including a long-term plan for improving the local economy and housing

Base: All respondents

	Total	FAVOURABILITY TOWARDS NEW SINGLE COUNCIL: FIRST Q			FAVOURABILITY TOWARDS NEW SINGLE COUNCIL: SECOND Q			CONCERN ABOUT PROPOSAL OF NEW SINGLE COUNCIL			IMPACT OF REDUCTION IN NUMBER OF CLLRS				
		Favourable	Unfavourable	Don't know	Favourable	Unfavourable	Don't know	Concerned	Not concerned	Don't know	Positive	No difference	Negative	Don't know	
		a	b	c	d	e	f	g	h	i	j	k	l	m	
Significance Level: 95%															
Unweighted Total	1001	643	199	159	705	214	82	420	544	37	357	339	250	55	
Weighted Total	1001	647	195	159	706	216	79	424	540	37	345	338	260	58	
	100%	100%	100%	100%	100%	100%	100%	100%	100%	100%	100%	100%	100%	100%	
Very important	(4)	664	456	108	100	497	120	47	276	367	21	246	224	163	31
		66%	71%	55%	63%	70%	56%	59%	65%	68%	59%	71%	66%	63%	53%
			b			ef					lm	m			
Fairly important	(3)	266	167	57	42	182	62	22	113	144	9	83	87	71	25
		27%	26%	29%	26%	26%	29%	28%	27%	27%	25%	24%	26%	27%	43%
															jkl
Not very important	(2)	31	11	13	7	16	13	2	15	15	1	7	10	13	1
		3%	2%	7%	4%	2%	6%	3%	4%	3%	4%	2%	3%	5%	2%
				a	a		d							j	
Not at all important	(1)	13	2	9	2	3	9	1	8	4	1	2	3	8	-
		1%	*	5%	1%	*	4%	1%	2%	1%	2%	1%	1%	3%	-
				ac			d							j	
Don't know		27	11	8	9	8	12	7	13	10	4	7	13	5	2
		3%	2%	4%	5%	1%	6%	9%	3%	2%	11%	2%	4%	2%	3%
				a	a		d	d		gh					
NETS															
Net: Important		930	623	165	142	679	182	69	388	511	30	329	311	234	56
		93%	96%	85%	89%	96%	84%	87%	92%	95%	83%	95%	92%	90%	96%
			bc			ef				i		l			
Net: Not important		44	13	22	9	19	22	3	23	19	2	9	13	21	1
		4%	2%	11%	5%	3%	10%	4%	5%	3%	6%	3%	4%	8%	2%
				ac	a		d							jk	
Mean score		3.6	3.7	3.4	3.6	3.7	3.4	3.6	3.6	3.7	3.6	3.7	3.6	3.5	3.5
			b		b	e					lm	l			
Standard deviation		.61	.52	.82	.63	.53	.80	.61	.66	.57	.70	.54	.59	.73	.53
Standard error		.02	.02	.06	.05	.02	.06	.07	.03	.02	.12	.03	.03	.05	.07

Columns Tested: a,b,c - d,e,f - g,h,i - j,k,l,m

Prepared by ComRes

West Suffolk: Creation of a Single Council Public Survey

As I mentioned earlier, this survey is about the proposed creation of a new single District-level Council for West Suffolk, replacing Forest Heath and St Edmundsbury Councils.

The councils are already saving around £4million pounds every year by working in partnership, but now need new approaches to meet future challenges. A new single District-level Council for West Suffolk would deliver further savings of an estimated £800,000 per year.

Some people believe that the new council will be more efficient and that delivery of services to residents will not be affected. However, others say it might lead to less political accountability as there may be fewer councillors covering a bigger area.

Now that I have provided more background, I'm going to read out a list of objectives that the Councils believe they can achieve by creating a single District-level Council for West Suffolk.

Q5_6. For each one, please say how important, if at all, you feel it is that they achieve this objective.

Simplify council decision-making while still keeping offices across both areas

Base: All respondents

	Total	COUNCIL AREA		GENDER		AGE									
		Forest Heath District	St Edmundsbury Borough	Male	Female	18-24	25-34	35-44	45-54	55-64	65+	18-34	35-54	55+	
		a	b	c	d	e	f	g	h	i	j	k	l	m	
Significance Level: 95%															
Unweighted Total	1001	401	600	504	497	82	184	189	165	155	226	266	354	381	
Weighted Total	1001	376	625	504	497	104	164	187	165	155	226	268	352	381	
	100%	100%	100%	100%	100%	100%	100%	100%	100%	100%	100%	100%	100%	100%	
Very important	(4)	433	151	282	203	230	51	68	73	70	63	108	118	144	171
		43%	40%	45%	40%	46%	49%	41%	39%	43%	41%	48%	44%	41%	45%
Fairly important	(3)	413	154	259	208	205	45	70	81	71	62	84	115	152	146
		41%	41%	41%	41%	41%	43%	43%	44%	43%	40%	37%	43%	43%	38%
Not very important	(2)	78	38	40	45	33	4	14	14	16	15	16	17	29	31
		8%	10%	6%	9%	7%	4%	8%	7%	10%	10%	7%	7%	8%	8%
Not at all important	(1)	37	14	23	30	7	2	6	7	5	7	9	8	12	17
		4%	4%	4%	6%	1%	2%	4%	4%	3%	5%	4%	3%	3%	4%
Don't know		40	19	21	17	23	2	7	11	4	8	9	9	15	17
		4%	5%	3%	3%	5%	2%	4%	6%	2%	5%	4%	3%	4%	4%
NETS															
Net: Important		846	304	541	412	434	96	138	155	141	125	191	233	296	317
		85%	81%	87%	82%	87%	92%	84%	83%	86%	81%	85%	87%	84%	83%
Net: Not important		115	52	63	74	40	6	20	21	20	22	25	26	41	48
		11%	14%	10%	15%	8%	6%	12%	11%	12%	14%	11%	10%	12%	12%
Mean score		3.3	3.2	3.3	3.2	3.4	3.4	3.3	3.3	3.3	3.2	3.3	3.3	3.3	3.3
					c										
Standard deviation		.77	.79	.76	.85	.68	.67	.78	.77	.76	.82	.79	.74	.77	.81
Standard error		.02	.04	.03	.04	.03	.08	.06	.06	.06	.07	.05	.05	.04	.04

Columns Tested: a,b - c,d - e,f,g,h,i,j,k,l,m

Prepared by ComRes

West Suffolk: Creation of a Single Council Public Survey

As I mentioned earlier, this survey is about the proposed creation of a new single District-level Council for West Suffolk, replacing Forest Heath and St Edmundsbury Councils.

The councils are already saving around £4million pounds every year by working in partnership, but now need new approaches to meet future challenges. A new single District-level Council for West Suffolk would deliver further savings of an estimated £800,000 per year.

Some people believe that the new council will be more efficient and that delivery of services to residents will not be affected. However, others say it might lead to less political accountability as there may be fewer councillors covering a bigger area.

Now that I have provided more background, I'm going to read out a list of objectives that the Councils believe they can achieve by creating a single District-level Council for West Suffolk.

Q5_6. For each one, please say how important, if at all, you feel it is that they achieve this objective.

Simplify council decision-making while still keeping offices across both areas

Base: All respondents

	Total	SEG						ETHNICITY		WORKING STATUS		AWARENESS OF PROPOSED CREATION OF NEW COUNCIL			
		AB	C1	C2	DE	ABC1	C2DE	White	BAME	Working	Not working	Knowledge of	Heard of	Never heard of	
		a	b	c	d	e	f	g	h	i	j	k	l	m	
Significance Level: 95%															
Unweighted Total	1001	205	252	244	300	457	544	957	33	569	404	402	493	508	
Weighted Total	1001	194	332	238	238	526	475	937	54	587	388	413	501	500	
	100%	100%	100%	100%	100%	100%	100%	100%	100%	100%	100%	100%	100%	100%	
Very important	(4)	433	79	139	105	110	218	215	413	17	249	176	190	227	206
		43%	41%	42%	44%	46%	41%	45%	44%	32%	42%	45%	46%	45%	41%
Fairly important	(3)	413	79	139	106	88	219	194	382	25	244	155	155	194	219
		41%	41%	42%	45%	37%	42%	41%	41%	45%	42%	40%	37%	39%	44%
Not very important	(2)	78	19	32	14	13	51	27	72	5	51	25	34	45	33
		8%	10%	10%	6%	5%	10%	6%	8%	9%	9%	6%	8%	9%	7%
			f	f			df								
Not at all important	(1)	37	9	9	8	11	17	19	37	-	21	16	21	21	16
		4%	4%	3%	4%	5%	3%	4%	4%	-	4%	4%	5%	4%	3%
Don't know		40	8	13	4	16	20	20	33	7	22	16	13	15	26
		4%	4%	4%	2%	7%	4%	4%	4%	13%	4%	4%	3%	3%	5%
					c					g					
NETS															
Net: Important		846	158	279	211	198	437	409	795	42	493	331	345	420	426
		85%	82%	84%	89%	83%	83%	86%	85%	78%	84%	85%	83%	84%	85%
					ae										
Net: Not important		115	28	41	22	24	69	46	109	5	72	41	55	66	49
		11%	14%	12%	9%	10%	13%	10%	12%	9%	12%	11%	13%	13%	10%
Mean score		3.3	3.2	3.3	3.3	3.3	3.3	3.3	3.3	3.3	3.3	3.3	3.3	3.3	3.3
Standard deviation		.77	.82	.75	.74	.80	.78	.77	.78	.65	.78	.78	.83	.81	.74
Standard error		.02	.06	.05	.05	.05	.04	.03	.03	.12	.03	.04	.04	.04	.03

Columns Tested: a,b,c,d,e,f - g,h - i,j - k,l,m

West Suffolk: Creation of a Single Council Public Survey

As I mentioned earlier, this survey is about the proposed creation of a new single District-level Council for West Suffolk, replacing Forest Heath and St Edmundsbury Councils.

The councils are already saving around £4million pounds every year by working in partnership, but now need new approaches to meet future challenges. A new single District-level Council for West Suffolk would deliver further savings of an estimated £800,000 per year.

Some people believe that the new council will be more efficient and that delivery of services to residents will not be affected. However, others say it might lead to less political accountability as there may be fewer councillors covering a bigger area.

Now that I have provided more background, I'm going to read out a list of objectives that the Councils believe they can achieve by creating a single District-level Council for West Suffolk.

Q5_6. For each one, please say how important, if at all, you feel it is that they achieve this objective.

Simplify council decision-making while still keeping offices across both areas

Base: All respondents

	Total	FAVOURABILITY TOWARDS NEW SINGLE COUNCIL: FIRST Q			FAVOURABILITY TOWARDS NEW SINGLE COUNCIL: SECOND Q			CONCERN ABOUT PROPOSAL OF NEW SINGLE COUNCIL			IMPACT OF REDUCTION IN NUMBER OF CLLRS			
		Favourable	Unfavourable	Don't know	Favourable	Unfavourable	Don't know	Concerned	Not concerned	Don't know	Positive	No difference	Negative	Don't know
		a	b	c	d	e	f	g	h	i	j	k	l	m
Significance Level: 95%														
Unweighted Total	1001	643	199	159	705	214	82	420	544	37	357	339	250	55
Weighted Total	1001	647	195	159	706	216	79	424	540	37	345	338	260	58
	100%	100%	100%	100%	100%	100%	100%	100%	100%	100%	100%	100%	100%	100%
Very important (4)	433	300	77	57	327	81	25	184	240	9	159	135	118	21
	43%	46%	39%	36%	46%	37%	32%	43%	44%	24%	46%	40%	45%	36%
		c			ef			i	i					
Fairly important (3)	413	285	68	60	308	78	27	166	232	15	137	154	94	27
	41%	44%	35%	38%	44%	36%	34%	39%	43%	41%	40%	46%	36%	47%
		b										l		
Not very important (2)	78	39	23	16	36	31	11	40	36	2	28	26	23	1
	8%	6%	12%	10%	5%	14%	14%	10%	7%	4%	8%	8%	9%	2%
			a			d	d							
Not at all important (1)	37	11	16	9	20	14	3	15	21	1	14	10	12	1
	4%	2%	8%	6%	3%	7%	3%	4%	4%	2%	4%	3%	5%	1%
			a	a		d								
Don't know	40	12	11	17	15	12	13	18	12	10	7	12	13	8
	4%	2%	6%	11%	2%	6%	17%	4%	2%	28%	2%	4%	5%	14%
			a	a		d	de			gh				ijkl
NETS														
Net: Important	846	584	144	117	635	159	52	350	472	24	296	289	212	48
	85%	90%	74%	74%	90%	73%	66%	83%	87%	65%	86%	86%	82%	83%
		bc			ef			i	gi					
Net: Not important	115	51	39	25	56	45	14	56	57	2	42	36	35	2
	11%	8%	20%	16%	8%	21%	17%	13%	10%	6%	12%	11%	13%	3%
			a	a		d	d				m		m	
Mean score	3.3	3.4	3.1	3.2	3.4	3.1	3.1	3.3	3.3	3.2	3.3	3.3	3.3	3.4
		bc			ef									
Standard deviation	.77	.68	.94	.86	.71	.90	.84	.79	.76	.69	.79	.74	.83	.60
Standard error	.02	.03	.07	.07	.03	.06	.10	.04	.03	.13	.04	.04	.05	.09

Columns Tested: a,b,c - d,e,f - g,h,i - j,k,l,m

Prepared by ComRes

West Suffolk: Creation of a Single Council Public Survey

Currently there are 72 Councillors representing the entire West Suffolk area. A new single District-level Council may lead to some political changes, with a potential reduction in the total number of councillors across the area in line with national trends.

Q6. To what extent do you think a reduction in the overall number of councillors would have a positive or negative impact on how your council is run, or make no difference at all?

Base: All respondents

	Total	COUNCIL AREA		GENDER		AGE								
		Forest Heath District	St Edmundsbury Borough	Male	Female	18-24	25-34	35-44	45-54	55-64	65+	18-34	35-54	55+
		a	b	c	d	e	f	g	h	i	j	k	l	m
Significance Level: 95%														
Unweighted Total	1001	401	600	504	497	82	184	189	165	155	226	266	354	381
Weighted Total	1001	376	625	504	497	104	164	187	165	155	226	268	352	381
	100%	100%	100%	100%	100%	100%	100%	100%	100%	100%	100%	100%	100%	100%
Very positive (5)	121 12%	41 11%	79 13%	73 14%	48 10%	3 3%	25 15%	22 12%	17 11%	18 12%	35 15%	28 10%	40 11%	53 14%
				d	e	e	e	e	e	e	e	e	e	e
Fairly positive (4)	225 22%	96 26%	129 21%	120 24%	105 21%	26 25%	35 21%	42 23%	32 20%	36 23%	52 23%	61 23%	75 21%	89 23%
No difference (3)	338 34%	119 32%	218 35%	162 32%	176 35%	42 40%	56 34%	56 30%	61 37%	55 35%	68 30%	98 37%	117 33%	123 32%
Fairly negative (2)	165 17%	58 15%	108 17%	71 14%	95 19%	19 18%	26 16%	29 15%	26 16%	29 18%	37 16%	45 17%	55 16%	66 17%
				c	c									
Very negative (1)	95 9%	37 10%	58 9%	59 12%	36 7%	7 7%	13 8%	20 11%	17 10%	12 8%	25 11%	20 8%	37 10%	38 10%
				d	d									
Don't know	58 6%	25 7%	33 5%	20 4%	38 8%	7 7%	8 5%	18 10%	11 7%	5 3%	9 4%	16 6%	29 8%	13 3%
				c	c			ijm					ijm	
NETS														
Net: Positive	345 34%	137 37%	208 33%	192 38%	153 31%	29 28%	60 36%	65 35%	50 30%	55 35%	87 39%	89 33%	114 33%	142 37%
				d	d									
Net: Negative	260 26%	94 25%	166 27%	129 26%	131 26%	25 24%	40 24%	48 26%	43 26%	41 26%	62 28%	65 24%	91 26%	103 27%
Mean score	3.1	3.1	3.1	3.2	3.1	3.0	3.2	3.1	3.0	3.1	3.2	3.1	3.1	3.1
Standard deviation	1.15	1.15	1.15	1.21	1.08	.94	1.16	1.19	1.13	1.11	1.22	1.08	1.16	1.18
Standard error	.04	.06	.05	.05	.05	.11	.09	.09	.09	.09	.08	.07	.06	.06

Columns Tested: a,b - c,d - e,f,g,h,i,j,k,l,m

West Suffolk: Creation of a Single Council Public Survey

Currently there are 72 Councillors representing the entire West Suffolk area. A new single District-level Council may lead to some political changes, with a potential reduction in the total number of councillors across the area in line with national trends.

Q6. To what extent do you think a reduction in the overall number of councillors would have a positive or negative impact on how your council is run, or make no difference at all?

Base: All respondents

	Total	SEG						ETHNICITY		WORKING STATUS		AWARENESS OF PROPOSED CREATION OF NEW COUNCIL		
		AB	C1	C2	DE	ABC1	C2DE	White	BAME	Working	Not working	Knowledge of	Heard of	Never heard of
		a	b	c	d	e	f	g	h	i	j	k	l	m
Significance Level: 95%														
Unweighted Total	1001	205	252	244	300	457	544	957	33	569	404	402	493	508
Weighted Total	1001	194	332	238	238	526	475	937	54	587	388	413	501	500
	100%	100%	100%	100%	100%	100%	100%	100%	100%	100%	100%	100%	100%	100%
Very positive	(5)	121	36	35	17	32	71	49	114	6	62	55	63	57
		12%	18%	11%	7%	14%	14%	10%	12%	11%	11%	13%	13%	11%
			bcd		c	c								
Fairly positive	(4)	225	48	68	61	46	117	108	212	10	135	88	91	115
		22%	25%	21%	26%	20%	22%	23%	23%	19%	23%	23%	22%	23%
No difference	(3)	338	53	116	81	87	169	168	323	11	210	118	122	154
		34%	27%	35%	34%	37%	32%	35%	34%	21%	36%	30%	30%	31%
					a	a	a							kl
Fairly negative	(2)	165	33	56	40	37	89	76	147	16	94	69	77	86
		17%	17%	17%	17%	15%	17%	16%	16%	30%	16%	18%	19%	17%
								g						
Very negative	(1)	95	15	33	27	19	48	46	90	4	52	38	49	61
		9%	8%	10%	11%	8%	9%	10%	10%	7%	9%	10%	12%	12%
												m	m	7%
Don't know		58	8	23	11	16	31	27	50	6	34	21	19	22
		6%	4%	7%	4%	7%	6%	6%	5%	12%	6%	5%	4%	4%
NETS														
Net: Positive		345	84	104	79	79	188	157	326	16	197	143	146	178
		34%	43%	31%	33%	33%	36%	33%	35%	30%	34%	37%	35%	36%
			bcd											
Net: Negative		260	49	89	67	56	138	123	238	20	146	107	126	146
		26%	25%	27%	28%	23%	26%	26%	25%	37%	25%	27%	31%	29%
												m	m	23%
Mean score		3.1	3.3	3.1	3.0	3.2	3.1	3.1	3.1	3.0	3.1	3.1	3.1	3.1
			bcd											
Standard deviation		1.15	1.21	1.14	1.11	1.13	1.17	1.12	1.15	1.19	1.11	1.19	1.22	1.21
Standard error		.04	.09	.07	.07	.07	.06	.05	.04	.22	.05	.06	.06	.06

Columns Tested: a,b,c,d,e,f - g,h - i,j - k,l,m

West Suffolk: Creation of a Single Council Public Survey

Currently there are 72 Councillors representing the entire West Suffolk area. A new single District-level Council may lead to some political changes, with a potential reduction in the total number of councillors across the area in line with national trends.

Q6. To what extent do you think a reduction in the overall number of councillors would have a positive or negative impact on how your council is run, or make no difference at all?

Base: All respondents

	Total	FAVOURABILITY TOWARDS NEW SINGLE COUNCIL: FIRST Q			FAVOURABILITY TOWARDS NEW SINGLE COUNCIL: SECOND Q			CONCERN ABOUT PROPOSAL OF NEW SINGLE COUNCIL			IMPACT OF REDUCTION IN NUMBER OF CLLRS			
		Favourable	Unfavourable	Don't know	Favourable	Unfavourable	Don't know	Concerned	Not concerned	Don't know	Positive	No difference	Negative	Don't know
		a	b	c	d	e	f	g	h	i	j	k	l	m
Significance Level: 95%														
Unweighted Total	1001	643	199	159	705	214	82	420	544	37	357	339	250	55
Weighted Total	1001	647	195	159	706	216	79	424	540	37	345	338	260	58
	100%	100%	100%	100%	100%	100%	100%	100%	100%	100%	100%	100%	100%	100%
Very positive (5)	121 12%	84 13%	13 7%	24 15%	99 14%	13 6%	9 11%	33 8%	84 16%	3 9%	121 35%	-	-	-
		b		b	e				g		klm			
Fairly positive (4)	225 22%	167 26%	24 13%	33 21%	192 27%	25 11%	8 10%	81 19%	138 25%	6 17%	225 65%	-	-	-
		b		b	ef				g		klm			
No difference (3)	338 34%	240 37%	53 27%	45 28%	256 36%	53 25%	29 37%	117 28%	208 38%	13 36%	-	338 100%	-	-
		bc		e	e		e		g			jlm		
Fairly negative (2)	165 17%	94 15%	46 23%	25 16%	99 14%	55 25%	12 15%	97 23%	68 13%	1 4%	-	-	165 64%	-
			a		d			hi					jkm	
Very negative (1)	95 9%	31 5%	54 28%	10 6%	26 4%	63 29%	5 6%	76 18%	18 3%	1 2%	-	-	95 36%	-
			ac		df			hi					jkm	
Don't know	58 6%	31 5%	5 3%	22 14%	34 5%	8 4%	16 21%	20 5%	26 5%	12 32%	-	-	-	58 100%
				ab			de			gh				jkl
NETS														
Net: Positive	345 34%	251 39%	37 19%	57 36%	291 41%	37 17%	17 21%	114 27%	221 41%	9 26%	345 100%	-	-	-
		b		b	ef				g		klm			
Net: Negative	260 26%	125 19%	100 51%	35 22%	125 18%	118 55%	17 22%	173 41%	85 16%	2 6%	-	-	260 100%	-
			ac		df			hi					jkm	
Mean score	3.1	3.3	2.5	3.3	3.4	2.4	3.1	2.7	3.4	3.4	4.3	3.0	1.6	-
		b		b	ef		e		g		l			
Standard deviation	1.15	1.04	1.22	1.17	1.03	1.20	1.11	1.21	1.02	.91	.48	-	.48	-
Standard error	.04	.04	.09	.10	.04	.08	.14	.06	.04	.18	.03	-	.03	-

Columns Tested: a,b,c - d,e,f - g,h,i - j,k,l,m

West Suffolk: Creation of a Single Council Public Survey

Q7_SUM. For each of the following groups of people, please say if you think the proposed creation of a single District-level Council for West Suffolk will have a positive or negative impact on that group, or make no difference at all.

SUMMARY TABLE

Base: All respondents

	Total	Very positive	Fairly positive	No difference	Fairly negative	Very negative	Don't know	Net: Positive	Net: Negative	Mean
Young people, for example children and teenagers	1001	134	245	362	100	63	97	379	163	3.3
	100%	13%	24%	36%	10%	6%	10%	38%	16%	
Disabled people	1001	153	214	327	126	85	97	367	211	3.2
	100%	15%	21%	33%	13%	8%	10%	37%	21%	
Old people, for example pensioners and those who are retired	1001	149	214	336	138	71	93	363	210	3.3
	100%	15%	21%	34%	14%	7%	9%	36%	21%	
People on low incomes	1001	116	205	384	129	69	99	320	198	3.2
	100%	12%	20%	38%	13%	7%	10%	32%	20%	
People living in rural areas	1001	106	203	337	177	77	101	309	253	3.1
	100%	11%	20%	34%	18%	8%	10%	31%	25%	
People from minority religions or ethnic groups	1001	78	198	474	87	41	123	276	128	3.2
	100%	8%	20%	47%	9%	4%	12%	28%	13%	

West Suffolk: Creation of a Single Council Public Survey

Q7_SUM. For each of the following groups of people, please say if you think the proposed creation of a single District-level Council for West Suffolk will have a positive or negative impact on that group, or make no difference at all.

Positive summary

Base: All respondents

Significance Level: 95%

	COUNCIL AREA		GENDER		AGE									
	Total	Forest Heath District	St Edmundsbury Borough	Male	Female	18-24	25-34	35-44	45-54	55-64	65+	18-34	35-54	55+
	a	b	c	d	e	f	g	h	i	j	k	l	m	
Unweighted Total	1001	401	600	504	497	82	184	189	165	155	226	266	354	381
Weighted Total	1001	376	625	504	497	104	164	187	165	155	226	268	352	381
	100%	100%	100%	100%	100%	100%	100%	100%	100%	100%	100%	100%	100%	100%
Young people, for example children and teenagers	379 38%	143 38%	236 38%	195 39%	184 37%	43 41%	66 40%	67 36%	47 28%	62 40%	95 42%	109 41%	114 32%	156 41%
Disabled people	367 37%	129 34%	237 38%	181 36%	186 37%	45 43%	64 39%	58 31%	45 27%	65 42%	91 40%	108 40%	103 29%	156 41%
Old people, for example pensioners and those who are retired	363 36%	132 35%	231 37%	185 37%	178 36%	41 40%	62 38%	63 34%	48 29%	61 39%	87 39%	103 39%	111 31%	149 39%
People on low incomes	320 32%	111 29%	210 34%	163 32%	158 32%	34 33%	58 35%	58 31%	41 25%	47 30%	83 37%	92 34%	99 28%	130 34%
People living in rural areas	309 31%	107 29%	202 32%	150 30%	159 32%	36 34%	51 31%	49 26%	36 22%	51 33%	86 38%	87 32%	85 24%	137 36%
People from minority religions or ethnic groups	276 28%	99 26%	177 28%	132 26%	143 29%	35 34%	51 31%	40 21%	37 22%	51 33%	62 27%	86 32%	77 22%	113 30%
None of the above	453 45%	174 46%	279 45%	226 45%	226 46%	46 44%	74 45%	91 48%	94 57%	63 40%	86 38%	120 45%	184 52%	149 39%
								jm	fijkm				ijm	

Columns Tested: a,b - c,d - e,f,g,h,i,j,k,l,m

West Suffolk: Creation of a Single Council Public Survey

Q7_SUM. For each of the following groups of people, please say if you think the proposed creation of a single District-level Council for West Suffolk will have a positive or negative impact on that group, or make no difference at all.

Positive summary

Base: All respondents

	Total	SEG						ETHNICITY		WORKING STATUS		AWARENESS OF PROPOSED CREATION OF NEW COUNCIL		
		AB	C1	C2	DE	ABC1	C2DE	White	BAME	Working	Not working	Knowledge of	Heard of	Never heard of
		a	b	c	d	e	f	g	h	i	j	k	l	m
Significance Level: 95%														
Unweighted Total	1001	205	252	244	300	457	544	957	33	569	404	402	493	508
Weighted Total	1001	194	332	238	238	526	475	937	54	587	388	413	501	500
	100%	100%	100%	100%	100%	100%	100%	100%	100%	100%	100%	100%	100%	100%
Young people, for example children and teenagers	379 38%	66 34%	119 36%	92 39%	103 43%	185 35%	195 41%	362 39%	16 30%	212 36%	163 42%	153 37%	188 38%	191 38%
Disabled people	367 37%	67 35%	113 34%	86 36%	100 42%	180 34%	186 39%	343 37%	20 38%	206 35%	158 41%	144 35%	173 35%	194 39%
Old people, for example pensioners and those who are retired	363 36%	64 33%	114 34%	87 37%	97 41%	179 34%	184 39%	340 36%	20 38%	203 35%	153 39%	133 32%	167 33%	195 39%
People on low incomes	320 32%	59 30%	100 30%	75 32%	87 37%	159 30%	162 34%	301 32%	17 32%	179 30%	137 35%	131 32%	156 31%	165 33%
People living in rural areas	309 31%	55 28%	79 24%	79 33%	97 41%	134 25%	175 37%	293 31%	16 29%	161 27%	145 37%	121 29%	142 28%	167 33%
People from minority religions or ethnic groups	276 28%	52 27%	88 27%	65 27%	71 30%	140 27%	136 29%	255 27%	20 37%	159 27%	112 29%	101 24%	123 25%	152 30%
None of the above	453 45%	94 48%	167 50%	102 43%	90 38%	261 50%	192 40%	422 45%	24 44%	288 49%	149 38%	190 46%	225 45%	228 46%

Columns Tested: a,b,c,d,e,f - g,h - i,j - k,l,m

West Suffolk: Creation of a Single Council Public Survey

Q7_SUM. For each of the following groups of people, please say if you think the proposed creation of a single District-level Council for West Suffolk will have a positive or negative impact on that group, or make no difference at all.

Positive summary

Base: All respondents

	FAVOURABILITY TOWARDS NEW SINGLE COUNCIL: FIRST Q			FAVOURABILITY TOWARDS NEW SINGLE COUNCIL: SECOND Q			CONCERN ABOUT PROPOSAL OF NEW SINGLE COUNCIL			IMPACT OF REDUCTION IN NUMBER OF CLLRS				
	Total	Favourable	Unfavourable	Don't know	Favourable	Unfavourable	Don't know	Concerned	Not concerned	Don't know	Positive	No difference	Negative	Don't know
		a	b	c	d	e	f	g	h	i	j	k	l	m
Significance Level: 95%														
Unweighted Total	1001	643	199	159	705	214	82	420	544	37	357	339	250	55
Weighted Total	1001	647	195	159	706	216	79	424	540	37	345	338	260	58
	100%	100%	100%	100%	100%	100%	100%	100%	100%	100%	100%	100%	100%	100%
Young people, for example children and teenagers	379	281	49	50	327	40	13	146	226	7	186	118	62	15
	38%	43%	25%	31%	46%	18%	16%	34%	42%	18%	54%	35%	24%	25%
		bc			ef			i	gi		klm	l		
Disabled people	367	285	38	43	316	36	14	128	230	8	183	117	56	11
	37%	44%	20%	27%	45%	17%	18%	30%	43%	22%	53%	35%	21%	19%
		bc			ef				gi		klm	lm		
Old people, for example pensioners and those who are retired	363	285	36	41	312	34	16	131	227	5	175	116	61	11
	36%	44%	19%	26%	44%	16%	20%	31%	42%	15%	51%	34%	23%	18%
		bc			ef			i	gi		klm	lm		
People on low incomes	320	243	34	43	271	37	13	121	194	5	164	95	55	7
	32%	38%	17%	27%	38%	17%	16%	28%	36%	15%	47%	28%	21%	12%
		bc		b	ef				gi		klm	m		
People living in rural areas	309	243	33	34	266	34	10	109	195	5	154	97	49	9
	31%	38%	17%	21%	38%	16%	12%	26%	36%	12%	45%	29%	19%	16%
		bc			ef				gi		klm	lm		
People from minority religions or ethnic groups	276	216	32	27	240	27	8	103	168	5	147	72	49	9
	28%	33%	16%	17%	34%	13%	10%	24%	31%	13%	42%	21%	19%	15%
		bc			ef				gi		klm			
None of the above	453	254	111	87	263	138	52	210	221	22	97	167	151	39
	45%	39%	57%	55%	37%	64%	65%	49%	41%	61%	28%	49%	58%	66%
			a	a		d	d	h		h		j	jk	jk

Columns Tested: a,b,c - d,e,f - g,h,i - j,k,l,m

West Suffolk: Creation of a Single Council Public Survey

Q7_SUM. For each of the following groups of people, please say if you think the proposed creation of a single District-level Council for West Suffolk will have a positive or negative impact on that group, or make no difference at all.

Negative summary

Base: All respondents

Significance Level: 95%

	COUNCIL AREA		GENDER		AGE									
	Total	Forest Heath District	St Edmundsbury Borough	Male	Female	18-24	25-34	35-44	45-54	55-64	65+	18-34	35-54	55+
	a	b	c	d	e	f	g	h	i	j	k	l	m	
Unweighted Total	1001	401	600	504	497	82	184	189	165	155	226	266	354	381
Weighted Total	1001	376	625	504	497	104	164	187	165	155	226	268	352	381
	100%	100%	100%	100%	100%	100%	100%	100%	100%	100%	100%	100%	100%	100%
People living in rural areas	253	104	150	132	121	23	37	48	40	55	51	60	88	106
	25%	28%	24%	26%	24%	22%	22%	25%	24%	35%	22%	22%	25%	28%
Disabled people	211	93	118	108	103	21	39	36	36	35	44	60	71	79
	21%	25%	19%	21%	21%	21%	24%	19%	22%	23%	20%	22%	20%	21%
Old people, for example pensioners and those who are retired	210	84	125	108	102	22	38	38	31	38	43	60	69	80
	21%	22%	20%	21%	21%	21%	23%	20%	19%	24%	19%	22%	20%	21%
People on low incomes	198	84	114	95	103	20	31	34	31	34	48	51	65	82
	20%	22%	18%	19%	21%	19%	19%	18%	19%	22%	21%	19%	18%	22%
Young people, for example children and teenagers	163	64	99	84	79	15	27	27	27	29	39	41	54	68
	16%	17%	16%	17%	16%	14%	16%	14%	16%	18%	17%	15%	15%	18%
People from minority religions or ethnic groups	128	46	82	69	59	13	22	26	19	22	26	35	45	48
	13%	12%	13%	14%	12%	12%	13%	14%	12%	14%	12%	13%	13%	13%
None of the above	630	224	407	312	318	72	102	121	104	85	147	174	225	232
	63%	60%	65%	62%	64%	69%	62%	65%	63%	55%	65%	65%	64%	61%

Columns Tested: a,b - c,d - e,f,g,h,i,j,k,l,m

West Suffolk: Creation of a Single Council Public Survey

Q7_SUM. For each of the following groups of people, please say if you think the proposed creation of a single District-level Council for West Suffolk will have a positive or negative impact on that group, or make no difference at all.

Negative summary

Base: All respondents

	Total	SEG						ETHNICITY		WORKING STATUS		AWARENESS OF PROPOSED CREATION OF NEW COUNCIL		
		AB	C1	C2	DE	ABC1	C2DE	White	BAME	Working	Not working	Knowledge of	Heard of	Never heard of
		a	b	c	d	e	f	g	h	i	j	k	l	m
Significance Level: 95%														
Unweighted Total	1001	205	252	244	300	457	544	957	33	569	404	402	493	508
Weighted Total	1001	194	332	238	238	526	475	937	54	587	388	413	501	500
	100%	100%	100%	100%	100%	100%	100%	100%	100%	100%	100%	100%	100%	100%
People living in rural areas	253	50	90	57	56	140	113	237	13	160	87	119	139	115
	25%	26%	27%	24%	24%	27%	24%	25%	25%	27%	22%	29%	28%	23%
												m		
Disabled people	211	37	83	51	40	121	90	196	14	134	72	97	115	96
	21%	19%	25%	21%	17%	23%	19%	21%	26%	23%	19%	23%	23%	19%
			df			d								
Old people, for example pensioners and those who are retired	210	33	82	55	40	115	95	196	12	134	71	93	113	97
	21%	17%	25%	23%	17%	22%	20%	21%	22%	23%	18%	22%	23%	19%
			ad											
People on low incomes	198	39	72	41	46	111	87	181	15	119	75	87	104	94
	20%	20%	22%	17%	19%	21%	18%	19%	28%	20%	19%	21%	21%	19%
Young people, for example children and teenagers	163	23	65	36	39	89	75	151	9	101	59	67	83	80
	16%	12%	20%	15%	16%	17%	16%	16%	17%	17%	15%	16%	17%	16%
			a											
People from minority religions or ethnic groups	128	22	46	27	33	68	60	124	4	76	48	55	67	61
	13%	11%	14%	12%	14%	13%	13%	13%	7%	13%	12%	13%	13%	12%
None of the above	630	123	204	150	153	327	304	600	26	362	251	249	303	327
	63%	63%	61%	63%	65%	62%	64%	64%	47%	62%	65%	60%	61%	65%
								h						

Columns Tested: a,b,c,d,e,f - g,h - i,j - k,l,m

West Suffolk: Creation of a Single Council Public Survey

Q7_SUM. For each of the following groups of people, please say if you think the proposed creation of a single District-level Council for West Suffolk will have a positive or negative impact on that group, or make no difference at all.

Negative summary

Base: All respondents

	FAVOURABILITY TOWARDS NEW SINGLE COUNCIL: FIRST Q			FAVOURABILITY TOWARDS NEW SINGLE COUNCIL: SECOND Q			CONCERN ABOUT PROPOSAL OF NEW SINGLE COUNCIL			IMPACT OF REDUCTION IN NUMBER OF CLLRS				
	Total	Favourable	Unfavourable	Don't know	Favourable	Unfavourable	Don't know	Concerned	Not concerned	Don't know	Positive	No difference	Negative	Don't know
		a	b	c	d	e	f	g	h	i	j	k	l	m
Significance Level: 95%														
Unweighted Total	1001	643	199	159	705	214	82	420	544	37	357	339	250	55
Weighted Total	1001	647	195	159	706	216	79	424	540	37	345	338	260	58
	100%	100%	100%	100%	100%	100%	100%	100%	100%	100%	100%	100%	100%	100%
People living in rural areas	253	123	105	25	116	124	14	172	78	3	49	57	137	11
	25%	19%	54%	16%	16%	57%	17%	40%	14%	9%	14%	17%	53%	18%
			ac			df		hi					jkm	
Disabled people	211	90	94	26	88	111	12	153	53	5	42	43	122	4
	21%	14%	48%	17%	12%	51%	15%	36%	10%	13%	12%	13%	47%	7%
			ac			df		hi					jkm	
Old people, for example pensioners and those who are retired	210	89	98	23	82	119	9	149	56	4	40	38	129	2
	21%	14%	50%	14%	12%	55%	11%	35%	10%	11%	12%	11%	50%	3%
			ac			df		hi					jkm	
People on low incomes	198	93	83	22	88	97	12	131	63	4	40	42	109	7
	20%	14%	42%	14%	12%	45%	16%	31%	12%	11%	12%	12%	42%	12%
			ac			df		hi					jkm	
Young people, for example children and teenagers	163	67	75	21	62	91	10	115	44	4	27	34	99	4
	16%	10%	38%	13%	9%	42%	12%	27%	8%	11%	8%	10%	38%	7%
			ac			df		hi					jkm	
People from minority religions or ethnic groups	128	55	57	16	52	70	6	86	40	2	24	23	78	3
	13%	8%	29%	10%	7%	32%	8%	20%	7%	5%	7%	7%	30%	6%
			ac			df		hi					jkm	
None of the above	630	455	59	117	518	54	58	199	400	31	254	252	79	46
	63%	70%	30%	73%	73%	25%	73%	47%	74%	85%	73%	75%	30%	79%
		b		b	e		e		g	g	l	l		l

Columns Tested: a,b,c - d,e,f - g,h,i - j,k,l,m

West Suffolk: Creation of a Single Council Public Survey

Q7_1. For each of the following groups of people, please say if you think the proposed creation of a single District-level Council for West Suffolk will have a positive or negative impact on that group, or make no difference at all.

Young people, for example children and teenagers

Base: All respondents

Significance Level: 95%

	Total	COUNCIL AREA		GENDER		AGE								
		Forest Heath District	St Edmundsbury Borough	Male	Female	18-24	25-34	35-44	45-54	55-64	65+	18-34	35-54	55+
		a	b	c	d	e	f	g	h	i	j	k	l	m
Unweighted Total	1001	401	600	504	497	82	184	189	165	155	226	266	354	381
Weighted Total	1001	376	625	504	497	104	164	187	165	155	226	268	352	381
	100%	100%	100%	100%	100%	100%	100%	100%	100%	100%	100%	100%	100%	100%
Very positive	(5) 134 13%	53 14%	81 13%	67 13%	68 14%	21 20% ghl	23 14%	18 9%	14 8%	21 14%	38 17% ghl	44 16% ghl	32 9%	59 16% ghl
Fairly positive	(4) 245 24%	90 24%	155 25%	128 26%	116 23%	22 21%	43 26%	50 27%	33 20%	40 26%	57 25%	65 24%	83 23%	97 26%
No difference	(3) 362 36%	133 35%	229 37%	183 36%	179 36%	44 42% jm	58 36% j	76 41% jm	74 45% ijm	53 34%	57 25%	102 38% jm	150 43% jm	109 29%
Fairly negative	(2) 100 10%	38 10%	62 10%	48 10%	52 10%	12 11%	19 12%	11 6%	20 12% g	18 12%	20 9%	31 11% g	32 9%	38 10%
Very negative	(1) 63 6%	26 7%	37 6%	35 7%	27 6%	3 3%	7 4%	16 8% k	7 4%	11 7%	19 9% k	10 4%	22 6%	30 8% k
Don't know	97 10%	35 9%	61 10%	42 8%	55 11%	3 3%	13 8%	16 9%	17 10% e	12 8%	35 16% efgikl	16 6%	33 9%	48 12% ek
NETS														
Net: Positive	379 38%	143 38%	236 38%	195 39%	184 37%	43 41% h	66 40% h	67 36%	47 28%	62 40% h	95 42% hl	109 41% hl	114 32%	156 41% hl
Net: Negative	163 16%	64 17%	99 16%	84 17%	79 16%	15 14%	27 16%	27 14%	27 16%	29 18%	39 17%	41 15%	54 15%	68 18%
Mean score	3.3	3.3	3.3	3.3	3.3	3.5 h	3.4	3.2	3.2	3.3	3.4	3.4 hl	3.2	3.4
Standard deviation	1.07	1.10	1.06	1.08	1.07	1.04	1.04	1.04	.94	1.11	1.21	1.04	1.00	1.16
Standard error	.04	.06	.05	.05	.05	.12	.08	.08	.08	.09	.09	.07	.06	.06

Columns Tested: a,b - c,d - e,f,g,h,i,j,k,l,m

West Suffolk: Creation of a Single Council Public Survey

Q7_1. For each of the following groups of people, please say if you think the proposed creation of a single District-level Council for West Suffolk will have a positive or negative impact on that group, or make no difference at all.

Young people, for example children and teenagers

Base: All respondents

	Total	SEG						ETHNICITY		WORKING STATUS		AWARENESS OF PROPOSED CREATION OF NEW COUNCIL			
		AB	C1	C2	DE	ABC1	C2DE	White	BAME	Working	Not working	Knowledge of	Heard of	Never heard of	
		a	b	c	d	e	f	g	h	i	j	k	l	m	
Significance Level: 95%															
Unweighted Total	1001	205	252	244	300	457	544	957	33	569	404	402	493	508	
Weighted Total	1001	194	332	238	238	526	475	937	54	587	388	413	501	500	
	100%	100%	100%	100%	100%	100%	100%	100%	100%	100%	100%	100%	100%	100%	
Very positive	(5)	134	16	47	28	44	63	72	125	9	72	61	52	61	74
		13%	8%	14%	12%	19%	12%	15%	13%	17%	12%	16%	13%	12%	15%
					ace		a								
Fairly positive	(4)	245	50	72	64	59	122	123	237	7	140	102	101	127	118
		24%	26%	22%	27%	25%	23%	26%	25%	12%	24%	26%	24%	25%	24%
No difference	(3)	362	86	111	92	73	197	164	333	22	227	120	152	183	178
		36%	44%	34%	39%	31%	38%	35%	36%	42%	39%	31%	37%	37%	36%
			bdf							j					
Fairly negative	(2)	100	13	42	20	25	55	45	91	7	64	35	42	54	46
		10%	6%	13%	8%	11%	10%	9%	10%	13%	11%	9%	10%	11%	9%
			a												
Very negative	(1)	63	11	23	16	14	33	29	60	2	37	24	25	29	34
		6%	5%	7%	7%	6%	6%	6%	6%	4%	6%	6%	6%	6%	7%
Don't know		97	19	37	19	23	55	41	90	6	46	46	41	47	50
		10%	10%	11%	8%	10%	11%	9%	10%	12%	8%	12%	10%	9%	10%
										i					
NETS															
Net: Positive		379	66	119	92	103	185	195	362	16	212	163	153	188	191
		38%	34%	36%	39%	43%	35%	41%	39%	30%	36%	42%	37%	38%	38%
						ae									
Net: Negative		163	23	65	36	39	89	75	151	9	101	59	67	83	80
		16%	12%	20%	15%	16%	17%	16%	16%	17%	17%	15%	16%	17%	16%
			a												
Mean score		3.3	3.3	3.3	3.3	3.4	3.3	3.4	3.3	3.3	3.3	3.4	3.3	3.3	3.3
					e										
Standard deviation		1.07	.94	1.13	1.04	1.13	1.06	1.09	1.08	1.08	1.06	1.11	1.06	1.05	1.10
Standard error		.04	.07	.08	.07	.07	.05	.05	.04	.20	.05	.06	.06	.05	.05

Columns Tested: a,b,c,d,e,f - g,h - i,j - k,l,m

West Suffolk: Creation of a Single Council Public Survey

Q7_1. For each of the following groups of people, please say if you think the proposed creation of a single District-level Council for West Suffolk will have a positive or negative impact on that group, or make no difference at all.

Young people, for example children and teenagers

Base: All respondents

	Total	FAVOURABILITY TOWARDS NEW SINGLE COUNCIL: FIRST Q			FAVOURABILITY TOWARDS NEW SINGLE COUNCIL: SECOND Q			CONCERN ABOUT PROPOSAL OF NEW SINGLE COUNCIL			IMPACT OF REDUCTION IN NUMBER OF CLLRS			
		Favourable	Unfavourable	Don't know	Favourable	Unfavourable	Don't know	Concerned	Not concerned	Don't know	Positive	No difference	Negative	Don't know
		a	b	c	d	e	f	g	h	i	j	k	l	m
Significance Level: 95%														
Unweighted Total	1001	643	199	159	705	214	82	420	544	37	357	339	250	55
Weighted Total	1001	647	195	159	706	216	79	424	540	37	345	338	260	58
	100%	100%	100%	100%	100%	100%	100%	100%	100%	100%	100%	100%	100%	100%
Very positive (5)	134	97	13	25	114	12	8	52	78	4	68	46	15	5
	13%	15%	7%	16%	16%	6%	11%	12%	14%	12%	20%	14%	6%	9%
		b		b	e						kl	l		
Fairly positive (4)	245	184	37	24	213	28	4	94	148	2	117	71	47	9
	24%	28%	19%	15%	30%	13%	5%	22%	27%	7%	34%	21%	18%	16%
		bc			ef			i	i		klm			
No difference (3)	362	253	55	54	265	68	29	122	231	8	111	157	77	15
	36%	39%	28%	34%	37%	31%	37%	29%	43%	22%	32%	47%	30%	26%
		b							gi			jlm		
Fairly negative (2)	100	47	39	14	48	46	6	67	31	1	15	21	60	4
	10%	7%	20%	9%	7%	21%	8%	16%	6%	4%	4%	6%	23%	7%
			ac			df		hi					jkm	
Very negative (1)	63	20	36	7	14	46	4	47	13	3	12	12	39	-
	6%	3%	18%	4%	2%	21%	4%	11%	2%	7%	4%	4%	15%	-
		ac				df		h					jkm	
Don't know	97	46	17	34	52	17	28	41	38	18	21	29	22	24
	10%	7%	8%	22%	7%	8%	35%	10%	7%	49%	6%	9%	9%	42%
			ab			de				gh				ijkl
NETS														
Net: Positive	379	281	49	50	327	40	13	146	226	7	186	118	62	15
	38%	43%	25%	31%	46%	18%	16%	34%	42%	18%	54%	35%	24%	25%
		bc			ef			i	gi		klm	l		
Net: Negative	163	67	75	21	62	91	10	115	44	4	27	34	99	4
	16%	10%	38%	13%	9%	42%	12%	27%	8%	11%	8%	10%	38%	7%
			ac			df		hi					jkm	
Mean score	3.3	3.5	2.7	3.4	3.6	2.6	3.2	3.1	3.5	3.2	3.7	3.4	2.7	3.5
		b		b	ef		e		g		kl	l		l
Standard deviation	1.07	.96	1.20	1.10	.93	1.16	1.06	1.21	.92	1.31	.98	.96	1.13	.91
Standard error	.04	.04	.09	.10	.04	.08	.14	.06	.04	.29	.05	.05	.08	.16

Columns Tested: a,b,c - d,e,f - g,h,i - j,k,l,m

West Suffolk: Creation of a Single Council Public Survey

Q7_2. For each of the following groups of people, please say if you think the proposed creation of a single District-level Council for West Suffolk will have a positive or negative impact on that group, or make no difference at all.

Old people, for example pensioners and those who are retired

Base: All respondents

Significance Level: 95%

	Total	COUNCIL AREA		GENDER		AGE								
		Forest Heath District	St Edmundsbury Borough	Male	Female	18-24	25-34	35-44	45-54	55-64	65+	18-34	35-54	55+
		a	b	c	d	e	f	g	h	i	j	k	l	m
Unweighted Total	1001	401	600	504	497	82	184	189	165	155	226	266	354	381
Weighted Total	1001	376	625	504	497	104	164	187	165	155	226	268	352	381
	100%	100%	100%	100%	100%	100%	100%	100%	100%	100%	100%	100%	100%	100%
Very positive (5)	149 15%	62 17%	86 14%	80 16%	69 14%	19 18%	23 14%	25 13%	18 11%	25 16%	39 17%	42 16%	43 12%	64 17%
Fairly positive (4)	214 21%	69 18%	145 23%	105 21%	109 22%	22 21%	39 24%	38 20%	30 18%	37 24%	48 21%	61 23%	68 19%	85 22%
No difference (3)	336 34%	118 32%	217 35%	172 34%	164 33%	35 34%	52 32%	64 34%	67 41% im	45 29%	72 32%	87 33%	131 37%	118 31%
Fairly negative (2)	138 14%	54 14%	84 13%	71 14%	67 14%	18 18%	23 14%	21 11%	20 12%	27 17%	29 13%	41 15%	41 12%	56 15%
Very negative (1)	71 7%	30 8%	41 7%	37 7%	35 7%	4 4%	15 9%	17 9%	11 7%	11 7%	14 6%	19 7%	28 8%	25 6%
Don't know	93 9%	41 11%	52 8%	39 8%	54 11%	5 5%	12 7%	22 12%	19 12%	11 7%	24 10%	17 6%	42 12%	34 9%
NETS														
Net: Positive	363 36%	132 35%	231 37%	185 37%	178 36%	41 40%	62 38%	63 34%	48 29%	61 39%	87 39% h	103 39% h	111 31%	149 39% hl
Net: Negative	210 21%	84 22%	125 20%	108 21%	102 21%	22 21%	38 23%	38 20%	31 19%	38 24%	43 19%	60 22%	69 20%	80 21%
Mean score	3.3	3.2	3.3	3.3	3.2	3.3	3.2	3.2	3.2	3.3	3.3	3.3	3.2	3.3
Standard deviation	1.14	1.19	1.10	1.15	1.13	1.12	1.17	1.16	1.06	1.17	1.15	1.15	1.11	1.15
Standard error	.04	.06	.05	.05	.05	.13	.09	.09	.09	.10	.08	.07	.06	.06

Columns Tested: a,b - c,d - e,f,g,h,i,j,k,l,m

West Suffolk: Creation of a Single Council Public Survey

Q7_2. For each of the following groups of people, please say if you think the proposed creation of a single District-level Council for West Suffolk will have a positive or negative impact on that group, or make no difference at all.

Old people, for example pensioners and those who are retired

Base: All respondents

	Total	SEG						ETHNICITY		WORKING STATUS		AWARENESS OF PROPOSED CREATION OF NEW COUNCIL		
		AB	C1	C2	DE	ABC1	C2DE	White	BAME	Working	Not working	Knowledge of	Heard of	Never heard of
		a	b	c	d	e	f	g	h	i	j	k	l	m
Significance Level: 95%														
Unweighted Total	1001	205	252	244	300	457	544	957	33	569	404	402	493	508
Weighted Total	1001	194	332	238	238	526	475	937	54	587	388	413	501	500
	100%	100%	100%	100%	100%	100%	100%	100%	100%	100%	100%	100%	100%	100%
Very positive	(5) 149	19	46	33	51	64	84	138	10	76	72	53	64	84
	15%	10%	14%	14%	22%	12%	18%	15%	18%	13%	18%	13%	13%	17%
					abce		ae				i			
Fairly positive	(4) 214	46	69	54	45	114	99	202	11	128	82	80	103	111
	21%	24%	21%	23%	19%	22%	21%	22%	20%	22%	21%	19%	21%	22%
No difference	(3) 336	83	99	76	78	182	154	315	15	195	130	149	176	159
	34%	43%	30%	32%	33%	35%	32%	34%	28%	33%	34%	36%	35%	32%
		bcdef												
Fairly negative	(2) 138	22	52	37	27	74	64	126	10	86	51	68	80	58
	14%	11%	16%	16%	11%	14%	14%	13%	18%	15%	13%	17%	16%	12%
												m	m	
Very negative	(1) 71	11	29	18	13	41	31	69	2	48	20	24	33	39
	7%	6%	9%	7%	5%	8%	6%	7%	3%	8%	5%	6%	7%	8%
Don't know	93	14	37	20	23	50	43	86	7	54	34	38	44	49
	9%	7%	11%	8%	10%	10%	9%	9%	13%	9%	9%	9%	9%	10%
NETS														
Net: Positive	363	64	114	87	97	179	184	340	20	203	153	133	167	195
	36%	33%	34%	37%	41%	34%	39%	36%	38%	35%	39%	32%	33%	39%
														k
Net: Negative	210	33	82	55	40	115	95	196	12	134	71	93	113	97
	21%	17%	25%	23%	17%	22%	20%	21%	22%	23%	18%	22%	23%	19%
			ad											
Mean score	3.3	3.2	3.2	3.2	3.4	3.2	3.3	3.3	3.3	3.2	3.4	3.2	3.2	3.3
					abce						i			
Standard deviation	1.14	1.00	1.18	1.14	1.16	1.12	1.16	1.14	1.15	1.14	1.13	1.09	1.10	1.17
Standard error	.04	.07	.08	.08	.07	.05	.05	.04	.21	.05	.06	.06	.05	.05

Columns Tested: a,b,c,d,e,f - g,h - i,j - k,l,m

West Suffolk: Creation of a Single Council Public Survey

Q7_2. For each of the following groups of people, please say if you think the proposed creation of a single District-level Council for West Suffolk will have a positive or negative impact on that group, or make no difference at all.

Old people, for example pensioners and those who are retired

Base: All respondents

	Total	FAVOURABILITY TOWARDS NEW SINGLE COUNCIL: FIRST Q			FAVOURABILITY TOWARDS NEW SINGLE COUNCIL: SECOND Q			CONCERN ABOUT PROPOSAL OF NEW SINGLE COUNCIL			IMPACT OF REDUCTION IN NUMBER OF CLLRS				
		Favourable	Unfavourable	Don't know	Favourable	Unfavourable	Don't know	Concerned	Not concerned	Don't know	Positive	No difference	Negative	Don't know	
		a	b	c	d	e	f	g	h	i	j	k	l	m	
Significance Level: 95%															
Unweighted Total	1001	643	199	159	705	214	82	420	544	37	357	339	250	55	
Weighted Total	1001	647	195	159	706	216	79	424	540	37	345	338	260	58	
	100%	100%	100%	100%	100%	100%	100%	100%	100%	100%	100%	100%	100%	100%	
Very positive	(5)	149	115	12	21	122	17	9	54	93	2	74	41	27	6
	15%	18%	6%	13%	17%	8%	12%	13%	17%	6%	21%	12%	11%	10%	
		b	b	b	e	e	e	kl	kl	kl	kl	kl	kl	kl	
Fairly positive	(4)	214	170	24	20	190	17	7	77	134	3	101	75	33	5
	21%	26%	13%	13%	27%	8%	8%	18%	25%	9%	29%	22%	13%	8%	
		bc	bc	bc	ef	ef	ef	gi	gi	gi	klm	lm	lm	lm	
No difference	(3)	336	230	47	59	260	47	29	109	220	7	103	162	56	15
	34%	35%	24%	37%	37%	22%	36%	26%	41%	18%	30%	48%	21%	26%	
		b	b	b	e	e	e	gi	gi	gi	l	jlm	l	l	
Fairly negative	(2)	138	64	61	14	61	72	6	92	44	1	26	28	82	2
	14%	10%	31%	8%	9%	33%	7%	22%	8%	4%	8%	8%	32%	3%	
		ac	ac	ac	df	df	df	hi	hi	hi	h	h	h	h	
Very negative	(1)	71	25	37	9	21	48	3	57	12	3	14	11	47	-
	7%	4%	19%	6%	3%	22%	4%	13%	2%	8%	4%	3%	18%	-	
		ac	ac	ac	df	df	df	h	h	h	h	h	h	h	
Don't know		93	44	13	36	52	16	26	36	37	20	27	22	14	30
	9%	7%	7%	23%	7%	7%	33%	8%	7%	56%	8%	6%	6%	52%	
		ab	ab	ab	de	de	de	gh	gh	gh	gh	gh	gh	gh	
NETS															
Net: Positive		363	285	36	41	312	34	16	131	227	5	175	116	61	11
	36%	44%	19%	26%	44%	16%	20%	31%	42%	15%	51%	34%	23%	18%	
		bc	bc	bc	ef	ef	ef	i	gi	klm	klm	lm	lm	lm	
Net: Negative		210	89	98	23	82	119	9	149	56	4	40	38	129	2
	21%	14%	50%	14%	12%	55%	11%	35%	10%	11%	12%	11%	50%	3%	
		ac	ac	ac	df	df	df	hi	hi	h	h	h	h	h	
Mean score		3.3	3.5	2.5	3.2	3.5	2.4	3.3	2.9	3.5	3.0	3.6	3.3	2.6	3.5
		bc	bc	b	e	e	e	e	g	g	kl	kl	l	l	
Standard deviation		1.14	1.05	1.15	1.11	1.00	1.19	1.05	1.25	.97	1.27	1.06	.93	1.25	.92
Standard error		.04	.04	.08	.10	.04	.08	.14	.06	.04	.31	.06	.05	.08	.18

Columns Tested: a,b,c - d,e,f - g,h,i - j,k,l,m

West Suffolk: Creation of a Single Council Public Survey

Q7_3. For each of the following groups of people, please say if you think the proposed creation of a single District-level Council for West Suffolk will have a positive or negative impact on that group, or make no difference at all.

People from minority religions or ethnic groups

Base: All respondents

	Total	COUNCIL AREA		GENDER		AGE								
		Forest Heath District	St Edmundsbury Borough	Male	Female	18-24	25-34	35-44	45-54	55-64	65+	18-34	35-54	55+
		a	b	c	d	e	f	g	h	i	j	k	l	m
Significance Level: 95%														
Unweighted Total	1001	401	600	504	497	82	184	189	165	155	226	266	354	381
Weighted Total	1001	376	625	504	497	104	164	187	165	155	226	268	352	381
	100%	100%	100%	100%	100%	100%	100%	100%	100%	100%	100%	100%	100%	100%
Very positive (5)	78 8%	30 8%	48 8%	34 7%	44 9%	8 7%	11 6%	10 5%	15 9%	17 11%	17 8%	18 7%	25 7%	35 9%
Fairly positive (4)	198 20%	68 18%	130 21%	99 20%	99 20%	27 26% ghl	40 25% ghl	30 16%	22 14%	34 22%	45 20%	68 25% ghl	52 15%	78 21% l
No difference (3)	474 47%	181 48%	293 47%	247 49%	227 46%	50 48%	77 47%	96 52% jm	89 54% jm	67 43%	95 42%	127 47%	186 53% ijm	162 42%
Fairly negative (2)	87 9%	32 9%	55 9%	47 9%	41 8%	11 11%	16 10%	15 8%	15 9%	13 8%	18 8%	27 10%	30 9%	31 8%
Very negative (1)	41 4%	14 4%	27 4%	23 4%	18 4%	1 1%	6 4%	11 6%	4 2%	9 6%	9 4%	8 3%	15 4%	18 5%
Don't know	123 12%	50 13%	74 12%	55 11%	68 14%	6 6%	14 9%	25 13%	20 12%	16 10%	43 19% efikl	21 8%	44 13%	58 15% efk
NETS														
Net: Positive	276 28%	99 26%	177 28%	132 26%	143 29%	35 34% gl	51 31% gl	40 21%	37 22%	51 33% ghl	62 27%	86 32% ghl	77 22%	113 30% gl
Net: Negative	128 13%	46 12%	82 13%	69 14%	59 12%	13 12%	22 13%	26 14%	19 12%	22 14%	26 12%	35 13%	45 13%	48 13%
Mean score	3.2	3.2	3.2	3.2	3.3	3.3	3.2	3.1	3.2	3.3	3.2	3.3 g	3.1	3.3
Standard deviation	.91	.90	.91	.90	.92	.83	.88	.89	.86	1.01	.93	.86	.88	.96
Standard error	.03	.05	.04	.04	.04	.09	.07	.07	.07	.09	.07	.06	.05	.05

Columns Tested: a,b - c,d - e,f,g,h,i,j,k,l,m

West Suffolk: Creation of a Single Council Public Survey

Q7_3. For each of the following groups of people, please say if you think the proposed creation of a single District-level Council for West Suffolk will have a positive or negative impact on that group, or make no difference at all.

People from minority religions or ethnic groups

Base: All respondents

	Total	SEG						ETHNICITY		WORKING STATUS		AWARENESS OF PROPOSED CREATION OF NEW COUNCIL		
		AB	C1	C2	DE	ABC1	C2DE	White	BAME	Working	Not working	Knowledge of	Heard of	Never heard of
		a	b	c	d	e	f	g	h	i	j	k	l	m
Significance Level: 95%														
Unweighted Total	1001	205	252	244	300	457	544	957	33	569	404	402	493	508
Weighted Total	1001	194	332	238	238	526	475	937	54	587	388	413	501	500
	100%	100%	100%	100%	100%	100%	100%	100%	100%	100%	100%	100%	100%	100%
Very positive	(5) 78	9	27	19	23	36	42	68	9	38	37	23	25	53
	8%	5%	8%	8%	10%	7%	9%	7%	18%	7%	10%	5%	5%	11%
					a				g					kl
Fairly positive	(4) 198	42	61	46	48	104	94	187	11	121	75	78	99	99
	20%	22%	18%	19%	20%	20%	20%	20%	20%	21%	19%	19%	20%	20%
No difference	(3) 474	106	152	119	96	259	215	438	27	291	172	216	260	214
	47%	55%	46%	50%	40%	49%	45%	47%	50%	50%	44%	52%	52%	43%
		df	d	d	d	d	d					m	m	
Fairly negative	(2) 87	14	34	17	22	48	39	83	4	52	34	42	50	37
	9%	7%	10%	7%	9%	9%	8%	9%	7%	9%	9%	10%	10%	7%
Very negative	(1) 41	7	12	10	11	20	21	41	-	23	14	13	17	24
	4%	4%	4%	4%	5%	4%	4%	4%	-	4%	4%	3%	3%	5%
Don't know	123	14	45	26	38	60	64	120	3	62	56	42	50	73
	12%	7%	14%	11%	16%	11%	13%	13%	6%	10%	14%	10%	10%	15%
			a		a		a							kl
NETS														
Net: Positive	276	52	88	65	71	140	136	255	20	159	112	101	123	152
	28%	27%	27%	27%	30%	27%	29%	27%	37%	27%	29%	24%	25%	30%
														kl
Net: Negative	128	22	46	27	33	68	60	124	4	76	48	55	67	61
	13%	11%	14%	12%	14%	13%	13%	13%	7%	13%	12%	13%	13%	12%
Mean score	3.2	3.2	3.2	3.2	3.3	3.2	3.2	3.2	3.5	3.2	3.3	3.2	3.1	3.3
														kl
Standard deviation	.91	.81	.92	.90	.98	.88	.94	.91	.88	.87	.94	.83	.83	.98
Standard error	.03	.06	.06	.06	.06	.04	.04	.03	.16	.04	.05	.04	.04	.05

Columns Tested: a,b,c,d,e,f - g,h - i,j - k,l,m

West Suffolk: Creation of a Single Council Public Survey

Q7_3. For each of the following groups of people, please say if you think the proposed creation of a single District-level Council for West Suffolk will have a positive or negative impact on that group, or make no difference at all.

People from minority religions or ethnic groups

Base: All respondents

	Total	FAVOURABILITY TOWARDS NEW SINGLE COUNCIL: FIRST Q			FAVOURABILITY TOWARDS NEW SINGLE COUNCIL: SECOND Q			CONCERN ABOUT PROPOSAL OF NEW SINGLE COUNCIL			IMPACT OF REDUCTION IN NUMBER OF CLLRS			
		Favourable	Unfavourable	Don't know	Favourable	Unfavourable	Don't know	Concerned	Not concerned	Don't know	Positive	No difference	Negative	Don't know
		a	b	c	d	e	f	g	h	i	j	k	l	m
Significance Level: 95%														
Unweighted Total	1001	643	199	159	705	214	82	420	544	37	357	339	250	55
Weighted Total	1001	647	195	159	706	216	79	424	540	37	345	338	260	58
	100%	100%	100%	100%	100%	100%	100%	100%	100%	100%	100%	100%	100%	100%
Very positive (5)	78 8%	60 9%	11 5%	7 4%	65 9%	11 5%	1 2%	31 7%	44 8%	2 7%	45 13%	19 6%	11 4%	3 6%
					f						kl			
Fairly positive (4)	198 20%	156 24%	21 11%	20 13%	175 25%	16 8%	6 8%	72 17%	124 23%	2 6%	102 30%	53 16%	37 14%	5 9%
		bc			ef				gi		klm			
No difference (3)	474 47%	314 49%	86 44%	74 46%	342 49%	99 46%	32 41%	185 44%	279 52%	9 26%	139 40%	206 61%	110 42%	18 31%
								i	gi			jlm		
Fairly negative (2)	87 9%	41 6%	35 18%	11 7%	44 6%	41 19%	3 4%	56 13%	31 6%	- -	15 4%	16 5%	53 20%	3 6%
			ac			df		hi					jkm	
Very negative (1)	41 4%	14 2%	22 11%	5 3%	8 1%	29 13%	4 5%	30 7%	9 2%	2 5%	9 2%	7 2%	25 10%	- -
			ac			df	d	h					jkm	
Don't know	123 12%	62 10%	20 10%	42 26%	71 10%	20 9%	33 41%	51 12%	52 10%	20 56%	36 10%	36 11%	23 9%	28 48%
			ab			de				gh				ijkl
NETS														
Net: Positive	276 28%	216 33%	32 16%	27 17%	240 34%	27 13%	8 10%	103 24%	168 31%	5 13%	147 42%	72 21%	49 19%	9 15%
		bc			ef				gi		klm			
Net: Negative	128 13%	55 8%	57 29%	16 10%	52 7%	70 32%	6 8%	86 20%	40 7%	2 5%	24 7%	23 7%	78 30%	3 6%
			ac			df		hi					jkm	
Mean score	3.2	3.4	2.8	3.1	3.4	2.7	3.0	3.0	3.3	3.2	3.5	3.2	2.8	3.3
		bc		b	ef				g		kl	l		
Standard deviation	.91	.85	1.02	.82	.81	1.01	.80	1.00	.80	1.13	.90	.73	.98	.81
Standard error	.03	.04	.08	.08	.03	.07	.11	.05	.04	.28	.05	.04	.07	.15

Columns Tested: a,b,c - d,e,f - g,h,i - j,k,l,m

West Suffolk: Creation of a Single Council Public Survey

Q7_4. For each of the following groups of people, please say if you think the proposed creation of a single District-level Council for West Suffolk will have a positive or negative impact on that group, or make no difference at all.

Disabled people

Base: All respondents

Significance Level: 95%

	Total	COUNCIL AREA		GENDER		AGE								
		Forest Heath District	St Edmundsbury Borough	Male	Female	18-24	25-34	35-44	45-54	55-64	65+	18-34	35-54	55+
		a	b	c	d	e	f	g	h	i	j	k	l	m
Unweighted Total	1001	401	600	504	497	82	184	189	165	155	226	266	354	381
Weighted Total	1001	376	625	504	497	104	164	187	165	155	226	268	352	381
	100%	100%	100%	100%	100%	100%	100%	100%	100%	100%	100%	100%	100%	100%
Very positive (5)	153 15%	60 16%	93 15%	80 16%	73 15%	18 18%	26 16%	23 13%	17 10%	24 15%	45 20%	44 16%	41 12%	69 18%
Fairly positive (4)	214 21%	70 19%	144 23%	101 20%	113 23%	26 25%	38 23%	35 18%	27 17%	42 27%	46 20%	64 24%	62 18%	87 23%
No difference (3)	327 33%	114 30%	212 34%	176 35%	151 30%	32 31%	50 31%	70 38%	69 42%	44 29%	61 27%	82 31%	139 40%	105 28%
Fairly negative (2)	126 13%	57 15%	69 11%	64 13%	62 12%	17 16%	25 15%	18 10%	23 14%	16 10%	27 12%	42 16%	42 12%	43 11%
Very negative (1)	85 8%	36 10%	49 8%	44 9%	41 8%	4 4%	14 8%	17 9%	12 8%	19 13%	17 8%	18 7%	30 8%	37 10%
Don't know	97 10%	39 10%	58 9%	39 8%	58 12%	6 6%	12 7%	23 12%	16 9%	11 7%	30 13%	18 7%	39 11%	40 11%
NETS														
Net: Positive	367 37%	129 34%	237 38%	181 36%	186 37%	45 43%	64 39%	58 31%	45 27%	65 42%	91 40%	108 40%	103 29%	156 41%
Net: Negative	211 21%	93 25%	118 19%	108 21%	103 21%	21 21%	39 24%	36 19%	36 22%	35 23%	44 20%	60 22%	71 20%	79 21%
Mean score	3.2	3.2	3.3	3.2	3.3	3.4	3.2	3.2	3.1	3.2	3.4	3.3	3.1	3.3
Standard deviation	1.17	1.22	1.14	1.17	1.17	1.11	1.18	1.14	1.06	1.24	1.23	1.16	1.10	1.23
Standard error	.04	.06	.05	.05	.06	.13	.09	.09	.09	.10	.09	.07	.06	.07

Columns Tested: a,b - c,d - e,f,g,h,i,j,k,l,m

West Suffolk: Creation of a Single Council Public Survey

Q7_4. For each of the following groups of people, please say if you think the proposed creation of a single District-level Council for West Suffolk will have a positive or negative impact on that group, or make no difference at all.

Disabled people

Base: All respondents

Significance Level: 95%

	Total	SEG						ETHNICITY		WORKING STATUS		AWARENESS OF PROPOSED CREATION OF NEW COUNCIL		
		AB	C1	C2	DE	ABC1	C2DE	White	BAME	Working	Not working	Knowledge of	Heard of	Never heard of
		a	b	c	d	e	f	g	h	i	j	k	l	m
Unweighted Total	1001	205	252	244	300	457	544	957	33	569	404	402	493	508
Weighted Total	1001	194	332	238	238	526	475	937	54	587	388	413	501	500
	100%	100%	100%	100%	100%	100%	100%	100%	100%	100%	100%	100%	100%	100%
Very positive	(5) 153 15%	15 8%	41 12%	41 17%	55 23%	56 11%	97 20%	145 15%	8 14%	80 14%	70 18%	52 13%	62 12%	91 18%
			ae	abe	abe	abe	abe							kl
Fairly positive	(4) 214 21%	52 27%	72 22%	45 19%	45 19%	124 24%	90 19%	199 21%	13 23%	125 21%	87 22%	92 22%	111 22%	103 21%
		cdf												
No difference	(3) 327 33%	79 41%	95 29%	81 34%	72 30%	174 33%	152 32%	307 33%	13 24%	194 33%	122 31%	141 34%	177 35%	150 30%
		bdf												
Fairly negative	(2) 126 13%	25 13%	52 16%	29 12%	20 9%	77 15%	49 10%	116 12%	9 17%	86 15%	40 10%	55 13%	66 13%	60 12%
		df				df								
Very negative	(1) 85 8%	12 6%	32 10%	22 9%	19 8%	44 8%	41 9%	80 9%	5 9%	49 8%	32 8%	41 10%	49 10%	36 7%
Don't know	97 10%	11 6%	40 12%	20 8%	26 11%	51 10%	46 10%	90 10%	7 12%	54 9%	37 9%	32 8%	36 7%	61 12%
		a			a									kl
NETS														
Net: Positive	367 37%	67 35%	113 34%	86 36%	100 42%	180 34%	186 39%	343 37%	20 38%	206 35%	158 41%	144 35%	173 35%	194 39%
					e									
Net: Negative	211 21%	37 19%	83 25%	51 21%	40 17%	121 23%	90 19%	196 21%	14 26%	134 23%	72 19%	97 23%	115 23%	96 19%
			df			d								
Mean score	3.2	3.2	3.1	3.3	3.5	3.2	3.4	3.3	3.2	3.2	3.4	3.2	3.2	3.3
					abe		be				i			kl
Standard deviation	1.17	.99	1.19	1.20	1.23	1.12	1.22	1.17	1.23	1.15	1.18	1.16	1.15	1.19
Standard error	.04	.07	.08	.08	.08	.05	.06	.04	.23	.05	.06	.06	.05	.06

Columns Tested: a,b,c,d,e,f - g,h - i,j - k,l,m

West Suffolk: Creation of a Single Council Public Survey

Q7_4. For each of the following groups of people, please say if you think the proposed creation of a single District-level Council for West Suffolk will have a positive or negative impact on that group, or make no difference at all.

Disabled people

Base: All respondents

	Total	FAVOURABILITY TOWARDS NEW SINGLE COUNCIL: FIRST Q			FAVOURABILITY TOWARDS NEW SINGLE COUNCIL: SECOND Q			CONCERN ABOUT PROPOSAL OF NEW SINGLE COUNCIL			IMPACT OF REDUCTION IN NUMBER OF CLLRS			
		Favourable	Unfavourable	Don't know	Favourable	Unfavourable	Don't know	Concerned	Not concerned	Don't know	Positive	No difference	Negative	Don't know
		a	b	c	d	e	f	g	h	i	j	k	l	m
Significance Level: 95%														
Unweighted Total	1001	643	199	159	705	214	82	420	544	37	357	339	250	55
Weighted Total	1001	647	195	159	706	216	79	424	540	37	345	338	260	58
	100%	100%	100%	100%	100%	100%	100%	100%	100%	100%	100%	100%	100%	100%
Very positive (5)	153	117	16	20	130	16	7	60	88	5	75	45	27	6
	15%	18%	8%	13%	18%	8%	9%	14%	16%	14%	22%	13%	10%	10%
		b			ef						kl			
Fairly positive (4)	214	168	22	23	187	20	7	68	143	3	108	72	29	5
	21%	26%	12%	15%	26%	9%	9%	16%	26%	8%	31%	21%	11%	9%
		bc			ef				gi		klm	lm		
No difference (3)	327	221	52	53	248	53	26	106	214	6	98	151	65	14
	33%	34%	27%	34%	35%	24%	33%	25%	40%	16%	28%	45%	25%	23%
					e				gi			jlm		
Fairly negative (2)	126	61	51	14	64	56	6	86	38	1	20	31	73	3
	13%	9%	26%	9%	9%	26%	8%	20%	7%	4%	6%	9%	28%	5%
			ac		df			hi					jkm	
Very negative (1)	85	30	43	12	24	55	6	67	14	4	21	12	50	2
	8%	5%	22%	8%	3%	25%	7%	16%	3%	10%	6%	4%	19%	3%
			ac		df			h		h			jkm	
Don't know	97	50	10	36	53	16	27	36	43	18	23	27	17	29
	10%	8%	5%	23%	8%	8%	34%	9%	8%	49%	7%	8%	7%	50%
			ab		de					gh				jkl
NETS														
Net: Positive	367	285	38	43	316	36	14	128	230	8	183	117	56	11
	37%	44%	20%	27%	45%	17%	18%	30%	43%	22%	53%	35%	21%	19%
		bc			ef				gi		klm	lm		
Net: Negative	211	90	94	26	88	111	12	153	53	5	42	43	122	4
	21%	14%	48%	17%	12%	51%	15%	36%	10%	13%	12%	13%	47%	7%
			ac		df			hi					jkm	
Mean score	3.2	3.5	2.5	3.2	3.5	2.4	3.1	2.9	3.5	3.2	3.6	3.3	2.6	3.4
		bc		b	ef		e		g		kl	l		
Standard deviation	1.17	1.07	1.22	1.15	1.03	1.22	1.12	1.31	.97	1.45	1.11	.98	1.24	1.10
Standard error	.04	.04	.09	.10	.04	.09	.15	.07	.04	.33	.06	.06	.08	.21

Columns Tested: a,b,c - d,e,f - g,h,i - j,k,l,m

West Suffolk: Creation of a Single Council Public Survey

Q7_5. For each of the following groups of people, please say if you think the proposed creation of a single District-level Council for West Suffolk will have a positive or negative impact on that group, or make no difference at all.

People living in rural areas

Base: All respondents

Significance Level: 95%

	Total	COUNCIL AREA		GENDER		AGE								
		Forest Heath District	St Edmundsbury Borough	Male	Female	18-24	25-34	35-44	45-54	55-64	65+	18-34	35-54	55+
		a	b	c	d	e	f	g	h	i	j	k	l	m
Unweighted Total	1001	401	600	504	497	82	184	189	165	155	226	266	354	381
Weighted Total	1001	376	625	504	497	104	164	187	165	155	226	268	352	381
	100%	100%	100%	100%	100%	100%	100%	100%	100%	100%	100%	100%	100%	100%
Very positive (5)	106 11%	40 11%	67 11%	56 11%	50 10%	8 8%	19 11%	16 9%	11 7%	20 13%	32 14% hl	27 10%	27 8%	52 14% hl
Fairly positive (4)	203 20%	67 18%	135 22%	94 19%	109 22%	28 27% hl	33 20%	33 18%	25 15%	31 20%	54 24% hl	60 22%	58 16%	85 22% l
No difference (3)	337 34%	123 33%	214 34%	183 36%	154 31%	41 39% ijm	59 36% ijm	71 38% ijm	70 42% ijm	39 25%	58 26%	99 37% ijm	141 40% ijm	97 25%
Fairly negative (2)	177 18%	70 19%	107 17%	89 18%	88 18%	16 15%	25 16%	35 19%	33 20%	35 22%	33 15%	41 15%	67 19%	68 18%
Very negative (1)	77 8%	34 9%	43 7%	43 9%	34 7%	7 7%	11 7%	13 7%	8 5%	20 13% hkl	17 8%	19 7%	21 6%	37 10% hl
Don't know	101 10%	42 11%	59 10%	38 8%	63 13% c	5 4%	18 11%	20 11%	18 11%	10 7%	31 14% ei	22 8%	38 11%	41 11%
NETS														
Net: Positive	309 31%	107 29%	202 32%	150 30%	159 32%	36 34% h	51 31%	49 26%	36 22%	51 33% hl	86 38% ghl	87 32% hl	85 24%	137 36% ghl
Net: Negative	253 25%	104 28%	150 24%	132 26%	121 24%	23 22%	37 22%	48 25%	40 24%	55 35% efghjkl	51 22%	60 22%	88 25%	106 28%
Mean score	3.1	3.0	3.1	3.1	3.1	3.1	3.1	3.0	3.0	3.0	3.3 ghil	3.1	3.0	3.1
Standard deviation	1.11	1.14	1.09	1.12	1.10	1.03	1.09	1.05	.96	1.26	1.18	1.06	1.01	1.22
Standard error	.04	.06	.05	.05	.05	.12	.08	.08	.08	.10	.08	.07	.06	.07

Columns Tested: a,b - c,d - e,f,g,h,i,j,k,l,m

West Suffolk: Creation of a Single Council Public Survey

Q7_5. For each of the following groups of people, please say if you think the proposed creation of a single District-level Council for West Suffolk will have a positive or negative impact on that group, or make no difference at all.

People living in rural areas

Base: All respondents

	Total	SEG						ETHNICITY		WORKING STATUS		AWARENESS OF PROPOSED CREATION OF NEW COUNCIL		
		AB	C1	C2	DE	ABC1	C2DE	White	BAME	Working	Not working	Knowledge of	Heard of	Never heard of
		a	b	c	d	e	f	g	h	i	j	k	l	m
Significance Level: 95%														
Unweighted Total	1001	205	252	244	300	457	544	957	33	569	404	402	493	508
Weighted Total	1001	194	332	238	238	526	475	937	54	587	388	413	501	500
	100%	100%	100%	100%	100%	100%	100%	100%	100%	100%	100%	100%	100%	100%
Very positive	(5)	106	11	26	31	38	37	69	8	50	54	39	45	62
		11%	6%	8%	13%	16%	7%	15%	10%	14%	9%	14%	9%	12%
				ae	abe		abe				i			
Fairly positive	(4)	203	44	53	47	59	97	106	8	111	91	82	98	105
		20%	22%	16%	20%	25%	18%	22%	21%	15%	19%	20%	19%	21%
					be		b							
No difference	(3)	337	77	122	84	53	200	137	18	214	112	142	180	157
		34%	40%	37%	36%	22%	38%	29%	33%	34%	36%	34%	36%	31%
			df	df	d		df	d		j				
Fairly negative	(2)	177	35	64	38	40	99	78	10	109	65	79	95	82
		18%	18%	19%	16%	17%	19%	16%	18%	18%	19%	19%	19%	16%
Very negative	(1)	77	15	26	19	16	41	35	4	51	22	39	44	33
		8%	8%	8%	8%	7%	8%	7%	8%	7%	6%	10%	9%	7%
Don't know		101	12	40	17	32	52	49	7	52	44	31	40	61
		10%	6%	12%	7%	13%	10%	10%	10%	9%	11%	8%	8%	12%
				a		ac								kl
NETS														
Net: Positive		309	55	79	79	97	134	175	16	161	145	121	142	167
		31%	28%	24%	33%	41%	25%	37%	31%	29%	27%	29%	28%	33%
				be	abe		abe				i			
Net: Negative		253	50	90	57	56	140	113	13	160	87	119	139	115
		25%	26%	27%	24%	24%	27%	24%	25%	25%	27%	29%	28%	23%
												m		
Mean score		3.1	3.0	3.0	3.2	3.3	3.0	3.2	3.1	3.1	3.0	3.0	3.0	3.2
					abe	abe		abe			i			kl
Standard deviation		1.11	1.01	1.06	1.14	1.20	1.04	1.17	1.11	1.17	1.08	1.12	1.09	1.12
Standard error		.04	.07	.07	.08	.07	.05	.05	.04	.22	.05	.06	.05	.05

Columns Tested: a,b,c,d,e,f - g,h - i,j - k,l,m

West Suffolk: Creation of a Single Council Public Survey

Q7_5. For each of the following groups of people, please say if you think the proposed creation of a single District-level Council for West Suffolk will have a positive or negative impact on that group, or make no difference at all.

People living in rural areas

Base: All respondents

	Total	FAVOURABILITY TOWARDS NEW SINGLE COUNCIL: FIRST Q			FAVOURABILITY TOWARDS NEW SINGLE COUNCIL: SECOND Q			CONCERN ABOUT PROPOSAL OF NEW SINGLE COUNCIL			IMPACT OF REDUCTION IN NUMBER OF CLLRS			
		Favourable	Unfavourable	Don't know	Favourable	Unfavourable	Don't know	Concerned	Not concerned	Don't know	Positive	No difference	Negative	Don't know
		a	b	c	d	e	f	g	h	i	j	k	l	m
Significance Level: 95%														
Unweighted Total	1001	643	199	159	705	214	82	420	544	37	357	339	250	55
Weighted Total	1001	647	195	159	706	216	79	424	540	37	345	338	260	58
	100%	100%	100%	100%	100%	100%	100%	100%	100%	100%	100%	100%	100%	100%
Very positive (5)	106	84	8	14	92	9	5	36	69	2	56	29	17	5
	11%	13%	4%	9%	13%	4%	7%	8%	13%	4%	16%	9%	7%	8%
		b			e				g		kl			
Fairly positive (4)	203	158	25	20	173	25	4	74	126	3	98	68	32	5
	20%	24%	13%	13%	25%	12%	5%	17%	23%	8%	28%	20%	12%	8%
		bc			ef				gi		klm	lm		
No difference (3)	337	235	45	57	263	46	28	110	219	8	114	154	57	11
	34%	36%	23%	36%	37%	21%	36%	26%	41%	22%	33%	46%	22%	20%
		b			e				gi		lm	jlm		
Fairly negative (2)	177	101	59	17	98	70	9	112	64	1	33	46	87	11
	18%	16%	30%	11%	14%	32%	11%	26%	12%	2%	10%	14%	33%	18%
		ac			df			hi					jkm	
Very negative (1)	77	23	45	9	17	54	5	60	14	3	16	10	50	-
	8%	3%	23%	5%	2%	25%	6%	14%	3%	7%	5%	3%	19%	-
		ac			df			h					jkm	
Don't know	101	46	13	43	61	13	28	33	47	21	28	30	17	27
	10%	7%	7%	27%	9%	6%	35%	8%	9%	57%	8%	9%	6%	46%
			ab			de				gh				ijkl
NETS														
Net: Positive	309	243	33	34	266	34	10	109	195	5	154	97	49	9
	31%	38%	17%	21%	38%	16%	12%	26%	36%	12%	45%	29%	19%	16%
		bc			ef				gi		klm	lm		
Net: Negative	253	123	105	25	116	124	14	172	78	3	49	57	137	11
	25%	19%	54%	16%	16%	57%	17%	40%	14%	9%	14%	17%	53%	18%
			ac		df			hi					jkm	
Mean score	3.1	3.3	2.4	3.1	3.3	2.3	2.9	2.8	3.3	3.0	3.5	3.2	2.5	3.1
		b		b	ef		e		g		kl	l		l
Standard deviation	1.11	1.03	1.13	1.04	.99	1.13	1.03	1.19	.97	1.17	1.06	.92	1.16	1.04
Standard error	.04	.04	.08	.10	.04	.08	.14	.06	.04	.28	.06	.05	.08	.19

Columns Tested: a,b,c - d,e,f - g,h,i - j,k,l,m

West Suffolk: Creation of a Single Council Public Survey

Q7_6. For each of the following groups of people, please say if you think the proposed creation of a single District-level Council for West Suffolk will have a positive or negative impact on that group, or make no difference at all.

People on low incomes

Base: All respondents

Significance Level: 95%

	Total	COUNCIL AREA		GENDER		AGE								
		Forest Heath District	St Edmundsbury Borough	Male	Female	18-24	25-34	35-44	45-54	55-64	65+	18-34	35-54	55+
		a	b	c	d	e	f	g	h	i	j	k	l	m
Unweighted Total	1001	401	600	504	497	82	184	189	165	155	226	266	354	381
Weighted Total	1001	376	625	504	497	104	164	187	165	155	226	268	352	381
	100%	100%	100%	100%	100%	100%	100%	100%	100%	100%	100%	100%	100%	100%
Very positive (5)	116 12%	45 12%	71 11%	67 13%	49 10%	13 12%	19 11%	20 11%	14 8%	19 13%	31 14%	31 12%	34 10%	51 13%
Fairly positive (4)	205 20%	66 17%	139 22%	95 19%	109 22%	22 21%	39 24%	38 20%	27 16%	28 18%	51 23%	61 23%	65 18%	79 21%
No difference (3)	384 38%	139 37%	245 39%	203 40%	181 36%	46 45%	64 39%	77 41%	74 45%	57 37%	66 29%	111 41%	150 43%	123 32%
Fairly negative (2)	129 13%	57 15%	72 12%	67 13%	63 13%	12 12%	25 15%	22 12%	25 15%	16 10%	29 13%	38 14%	47 13%	45 12%
Very negative (1)	69 7%	27 7%	42 7%	28 6%	40 8%	7 7%	6 4%	12 7%	6 3%	19 12%	19 8%	13 5%	18 5%	38 10%
Don't know	99 10%	42 11%	57 9%	43 9%	56 11%	4 4%	11 7%	18 10%	20 12%	17 11%	29 13%	15 5%	38 11%	46 12%
									ek	k	efk		k	efk
NETS														
Net: Positive	320 32%	111 29%	210 34%	163 32%	158 32%	34 33%	58 35%	58 31%	41 25%	47 30%	83 37%	92 34%	99 28%	130 34%
							h				hl	h		h
Net: Negative	198 20%	84 22%	114 18%	95 19%	103 21%	20 19%	31 19%	34 18%	31 19%	34 22%	48 21%	51 19%	65 18%	82 22%
Mean score	3.2	3.1	3.2	3.2	3.1	3.2	3.3	3.2	3.1	3.1	3.2	3.2	3.2	3.2
Standard deviation	1.07	1.10	1.06	1.06	1.09	1.05	1.00	1.04	.94	1.19	1.18	1.02	1.00	1.18
Standard error	.04	.06	.05	.05	.05	.12	.08	.08	.08	.10	.08	.06	.06	.06

Columns Tested: a,b - c,d - e,f,g,h,i,j,k,l,m

West Suffolk: Creation of a Single Council Public Survey

Q7_6. For each of the following groups of people, please say if you think the proposed creation of a single District-level Council for West Suffolk will have a positive or negative impact on that group, or make no difference at all.

People on low incomes

Base: All respondents

Significance Level: 95%

	Total	SEG						ETHNICITY		WORKING STATUS		AWARENESS OF PROPOSED CREATION OF NEW COUNCIL		
		AB	C1	C2	DE	ABC1	C2DE	White	BAME	Working	Not working	Knowledge of	Heard of	Never heard of
		a	b	c	d	e	f	g	h	i	j	k	l	m
Unweighted Total	1001	205	252	244	300	457	544	957	33	569	404	402	493	508
Weighted Total	1001	194	332	238	238	526	475	937	54	587	388	413	501	500
	100%	100%	100%	100%	100%	100%	100%	100%	100%	100%	100%	100%	100%	100%
Very positive	(5) 116	17	32	28	39	49	67	108	8	61	54	42	47	69
	12%	9%	10%	12%	17%	9%	14%	11%	14%	10%	14%	10%	9%	14%
					abe		ae							l
Fairly positive	(4) 205	42	68	48	47	110	95	194	10	118	84	90	109	96
	20%	22%	20%	20%	20%	21%	20%	21%	18%	20%	22%	22%	22%	19%
No difference	(3) 384	82	128	97	76	210	174	361	17	234	138	159	200	184
	38%	42%	39%	41%	32%	40%	37%	38%	31%	40%	35%	39%	40%	37%
		d		d		d								
Fairly negative	(2) 129	31	44	29	25	74	55	117	10	82	45	62	73	56
	13%	16%	13%	12%	11%	14%	12%	13%	19%	14%	12%	15%	15%	11%
Very negative	(1) 69	9	28	11	20	37	32	64	5	37	30	26	31	38
	7%	4%	9%	5%	9%	7%	7%	7%	9%	6%	8%	6%	6%	8%
Don't know	99	14	32	25	28	46	53	94	5	55	38	35	41	58
	10%	7%	10%	10%	12%	9%	11%	10%	9%	9%	10%	9%	8%	12%
NETS														
Net: Positive	320	59	100	75	87	159	162	301	17	179	137	131	156	165
	32%	30%	30%	32%	37%	30%	34%	32%	32%	30%	35%	32%	31%	33%
Net: Negative	198	39	72	41	46	111	87	181	15	119	75	87	104	94
	20%	20%	22%	17%	19%	21%	18%	19%	28%	20%	19%	21%	21%	19%
Mean score	3.2	3.2	3.1	3.2	3.3	3.1	3.3	3.2	3.1	3.2	3.2	3.2	3.1	3.2
Standard deviation	1.07	.98	1.08	1.02	1.19	1.04	1.11	1.07	1.21	1.04	1.13	1.04	1.03	1.12
Standard error	.04	.07	.07	.07	.07	.05	.05	.04	.22	.05	.06	.05	.05	.05

Columns Tested: a,b,c,d,e,f - g,h - i,j - k,l,m

West Suffolk: Creation of a Single Council Public Survey

Q7_6. For each of the following groups of people, please say if you think the proposed creation of a single District-level Council for West Suffolk will have a positive or negative impact on that group, or make no difference at all.

People on low incomes

Base: All respondents

Significance Level: 95%

	Total	FAVOURABILITY TOWARDS NEW SINGLE COUNCIL: FIRST Q			FAVOURABILITY TOWARDS NEW SINGLE COUNCIL: SECOND Q			CONCERN ABOUT PROPOSAL OF NEW SINGLE COUNCIL			IMPACT OF REDUCTION IN NUMBER OF CLLRS			
		Favourable	Unfavourable	Don't know	Favourable	Unfavourable	Don't know	Concerned	Not concerned	Don't know	Positive	No difference	Negative	Don't know
		a	b	c	d	e	f	g	h	i	j	k	l	m
Unweighted Total	1001	643	199	159	705	214	82	420	544	37	357	339	250	55
Weighted Total	1001	647	195	159	706	216	79	424	540	37	345	338	260	58
	100%	100%	100%	100%	100%	100%	100%	100%	100%	100%	100%	100%	100%	100%
Very positive (5)	116 12%	84 13% b	13 6%	19 12%	92 13%	19 9%	5 6%	46 11%	67 12%	2 7%	58 17% kl	34 10%	19 7%	5 9%
Fairly positive (4)	205 20%	160 25% bc	21 11%	24 15%	178 25% ef	18 8%	8 10%	74 18%	127 24% gi	3 8%	106 31% klm	61 18% m	36 14% m	2 4%
No difference (3)	384 38%	262 40% b	64 33%	58 37%	292 41% e	67 31%	25 31%	138 32%	237 44% gi	9 25%	114 33%	175 52% jlm	74 29%	21 36%
Fairly negative (2)	129 13%	72 11%	45 23% ac	12 7%	67 9%	57 26% df	6 7%	74 17% hi	56 10% i	- -	30 9%	31 9%	62 24% jk	7 12%
Very negative (1)	69 7%	21 3%	37 19% ac	10 7%	21 3%	41 19% df	7 8% d	58 14% h	7 1% h	4 11% h	10 3%	11 3%	47 18% jkm	- -
Don't know	99 10%	49 8%	15 8%	35 22% ab	54 8%	15 7%	30 37% de	34 8%	47 9%	18 49% gh	28 8%	27 8%	22 8%	23 39% jkl
NETS														
Net: Positive	320 32%	243 38% bc	34 17%	43 27% b	271 38% ef	37 17%	13 16%	121 28%	194 36% gi	5 15%	164 47% klm	95 28% m	55 21%	7 12%
Net: Negative	198 20%	93 14%	83 42% ac	22 14%	88 12%	97 45% df	12 16%	131 31% hi	63 12%	4 11%	40 12%	42 12%	109 42% jkm	7 12%
Mean score	3.2	3.4 b	2.6	3.2 b	3.4 ef	2.6	3.0 e	2.9	3.4 g	3.0	3.5 klm	3.2 l	2.7	3.2 l
Standard deviation	1.07	.98	1.15	1.10	.96	1.18	1.10	1.20	.91	1.28	1.00	.90	1.19	.91
Standard error	.04	.04	.08	.10	.04	.08	.15	.06	.04	.29	.06	.05	.08	.16

Columns Tested: a,b,c - d,e,f - g,h,i - j,k,l,m

West Suffolk: Creation of a Single Council Public Survey

Q8. I am now going to read out a list of priorities for local government generally. Please select the top three priorities that are most important to you personally.

Base: All respondents

	COUNCIL AREA		GENDER		AGE									
	Total	Forest Heath District	St Edmundsbury Borough	Male	Female	18-24	25-34	35-44	45-54	55-64	65+	18-34	35-54	55+
	a	b	c	d	e	f	g	h	i	j	k	l	m	
Significance Level: 95%														
Unweighted Total	1001	401	600	504	497	82	184	189	165	155	226	266	354	381
Weighted Total	1001	376	625	504	497	104	164	187	165	155	226	268	352	381
	100%	100%	100%	100%	100%	100%	100%	100%	100%	100%	100%	100%	100%	100%
Support for the vulnerable, for example children and disabled people	561 56%	216 57%	345 55%	268 53%	292 59%	62 59%	97 59%	90 48%	96 58%	90 58%	126 56%	159 59%	186 53%	216 57%
Keeping council tax rates as low as possible	430 43%	172 46%	259 41%	199 40%	231 46%	31 30%	73 45%	80 43%	75 46%	58 37%	114 50%	104 39%	155 44%	171 45%
Efficient and consistent delivery of services	392 39%	147 39%	245 39%	190 38%	202 41%	45 43%	56 34%	70 37%	74 45%	61 39%	87 38%	101 38%	144 41%	147 39%
Engaging with and listening to residents	335 33%	133 35%	201 32%	162 32%	173 35%	28 27%	52 32%	52 28%	56 34%	61 39%	86 38%	80 30%	108 31%	147 38%
Improving local places, for example parks and community centres	333 33%	121 32%	212 34%	181 36%	152 31%	37 36%	61 37%	77 41%	58 35%	50 32%	50 22%	98 37%	135 38%	100 26%
Driving growth in employment	301 30%	111 30%	190 30%	159 32%	142 29%	38 36%	51 31%	70 38%	49 29%	46 30%	48 21%	88 33%	119 34%	94 25%
Driving growth in housing	256 26%	90 24%	166 27%	144 29%	112 23%	30 29%	46 28%	47 25%	42 26%	39 25%	52 23%	76 28%	90 25%	91 24%
Strong and accountable local leadership	193 19%	76 20%	117 19%	106 21%	87 17%	21 20%	30 19%	28 15%	27 17%	33 21%	54 24%	51 19%	55 16%	87 23%
Don't know	27 3%	9 2%	18 3%	11 2%	17 3%	3 3%	3 2%	6 3%	- -	4 2%	11 5%	6 2%	6 2%	15 4%
None of the above	6 1%	2 1%	4 1%	6 1%	1 *	- -	1 *	4 2%	- -	- -	2 1%	1 *	4 1%	2 *

Columns Tested: a,b - c,d - e,f,g,h,i,j,k,l,m

West Suffolk: Creation of a Single Council Public Survey

Q8. I am now going to read out a list of priorities for local government generally. Please select the top three priorities that are most important to you personally.

Base: All respondents

	Total	SEG						ETHNICITY		WORKING STATUS		AWARENESS OF PROPOSED CREATION OF NEW COUNCIL		
		AB	C1	C2	DE	ABC1	C2DE	White	BAME	Working	Not working	Knowledge of	Heard of	Never heard of
		a	b	c	d	e	f	g	h	i	j	k	l	m
Significance Level: 95%														
Unweighted Total	1001	205	252	244	300	457	544	957	33	569	404	402	493	508
Weighted Total	1001	194	332	238	238	526	475	937	54	587	388	413	501	500
	100%	100%	100%	100%	100%	100%	100%	100%	100%	100%	100%	100%	100%	100%
Support for the vulnerable, for example children and disabled people	561 56%	112 58%	181 55%	130 55%	138 58%	293 56%	268 56%	527 56%	28 52%	319 54%	228 59%	213 52%	268 54%	293 58% k
Keeping council tax rates as low as possible	430 43%	57 29%	138 42%	113 48%	122 51%	195 37%	235 50%	405 43%	24 44%	252 43%	164 42%	148 36%	189 38%	241 48% kl
			a	ae	abe	a	abe							
Efficient and consistent delivery of services	392 39%	87 45%	142 43%	78 33%	85 36%	228 43%	164 34%	375 40%	13 24%	237 40%	148 38%	188 46%	216 43%	176 35% m
		cdf	cf			cdf						m	m	
Engaging with and listening to residents	335 33%	61 31%	105 32%	94 40%	75 31%	166 32%	169 36%	314 34%	17 32%	188 32%	143 37%	157 38%	186 37%	148 30% m
				de								m	m	
Improving local places, for example parks and community centres	333 33%	60 31%	135 41%	65 28%	72 30%	195 37%	138 29%	301 32%	28 51%	218 37%	109 28%	130 32%	151 30%	182 36% l
			acdf			cf			g	j				
Driving growth in employment	301 30%	69 36%	108 33%	72 31%	51 22%	177 34%	124 26%	289 31%	10 19%	198 34%	96 25%	132 32%	156 31%	145 29% j
		df	d	d		df								
Driving growth in housing	256 26%	57 29%	76 23%	72 30%	51 22%	133 25%	123 26%	245 26%	9 16%	155 26%	99 25%	111 27%	135 27%	121 24%
		d		d										
Strong and accountable local leadership	193 19%	54 28%	52 16%	49 20%	39 16%	106 20%	87 18%	179 19%	12 23%	97 16%	92 24%	93 22%	107 21%	86 17% i
		bdef									i	m		
Don't know	27 3%	2 1%	8 2%	2 1%	15 6%	11 2%	17 4%	21 2%	5 9%	11 2%	14 4%	6 1%	12 2%	15 3% abce
					abce	c		g						

Columns Tested: a,b,c,d,e,f - g,h - i,j - k,l,m

West Suffolk: Creation of a Single Council Public Survey

Q8. I am now going to read out a list of priorities for local government generally. Please select the top three priorities that are most important to you personally.

Base: All respondents

	SEG						ETHNICITY		WORKING STATUS		AWARENESS OF PROPOSED CREATION OF NEW COUNCIL			
	Total	AB	C1	C2	DE	ABC1	C2DE	White	BAME	Working	Not working	Knowledge of	Heard of	Never heard of
	a	b	c	d	e	f	g	h	i	j	k	l	m	
Significance Level: 95%														
Unweighted Total	1001	205	252	244	300	457	544	957	33	569	404	402	493	508
Weighted Total	1001	194	332	238	238	526	475	937	54	587	388	413	501	500
	100%	100%	100%	100%	100%	100%	100%	100%	100%	100%	100%	100%	100%	100%
None of the above	6	1	1	3	1	2	4	6	-	3	1	1	1	5
	1%	*	*	1%	1%	*	1%	1%	-	1%	*	*	*	1%

Columns Tested: a,b,c,d,e,f - g,h - i,j - k,l,m

West Suffolk: Creation of a Single Council Public Survey

Q8. I am now going to read out a list of priorities for local government generally. Please select the top three priorities that are most important to you personally.

Base: All respondents

	FAVOURABILITY TOWARDS NEW SINGLE COUNCIL: FIRST Q			FAVOURABILITY TOWARDS NEW SINGLE COUNCIL: SECOND Q			CONCERN ABOUT PROPOSAL OF NEW SINGLE COUNCIL			IMPACT OF REDUCTION IN NUMBER OF CLLRS				
	Total	Favourable	Unfavourable	Don't know	Favourable	Unfavourable	Don't know	Concerned	Not concerned	Don't know	Positive	No difference	Negative	Don't know
	a	b	c	d	e	f	g	h	i	j	k	l	m	
Significance Level: 95%														
Unweighted Total	1001	643	199	159	705	214	82	420	544	37	357	339	250	55
Weighted Total	1001	647	195	159	706	216	79	424	540	37	345	338	260	58
	100%	100%	100%	100%	100%	100%	100%	100%	100%	100%	100%	100%	100%	100%
Support for the vulnerable, for example children and disabled people	561 56%	360 56%	117 60%	85 53%	393 56%	130 60%	38 48%	251 59%	295 55%	15 40%	180 52%	193 57%	162 62%	26 46%
							i						jm	
Keeping council tax rates as low as possible	430 43%	283 44%	76 39%	71 45%	334 47%	70 32%	27 34%	174 41%	240 44%	15 42%	157 45%	147 43%	108 41%	19 33%
				ef										
Efficient and consistent delivery of services	392 39%	265 41%	65 34%	62 39%	281 40%	75 35%	36 46%	164 39%	217 40%	11 31%	133 39%	137 41%	94 36%	28 47%
Engaging with and listening to residents	335 33%	201 31%	78 40%	56 35%	213 30%	90 42%	31 40%	144 34%	174 32%	16 43%	119 35%	108 32%	86 33%	22 38%
			a		d									
Improving local places, for example parks and community centres	333 33%	208 32%	74 38%	51 32%	239 34%	72 33%	22 27%	146 34%	176 33%	10 28%	118 34%	101 30%	97 37%	16 28%
Driving growth in employment	301 30%	210 32%	43 22%	48 30%	233 33%	55 26%	13 17%	111 26%	185 34%	5 14%	111 32%	95 28%	72 28%	23 39%
		b			ef				gi					
Driving growth in housing	256 26%	186 29%	44 22%	26 17%	181 26%	60 28%	15 19%	104 24%	146 27%	6 18%	91 26%	96 28%	63 24%	8 13%
		c								m	m			
Strong and accountable local leadership	193 19%	123 19%	45 23%	25 15%	129 18%	51 23%	13 16%	91 22%	96 18%	6 15%	73 21%	56 17%	56 21%	8 14%
Don't know	27 3%	15 2%	4 2%	8 5%	13 2%	6 3%	8 10%	12 3%	10 2%	6 16%	6 2%	14 4%	2 1%	6 10%
				a		de			gh			l		jl
None of the above	6 1%	1 *	2 1%	4 2%	2 *	2 1%	2 3%	1 *	3 1%	2 6%	1 *	2 1%	2 1%	1 3%
			a		d				gh					j

Columns Tested: a,b,c - d,e,f - g,h,i - j,k,l,m

West Suffolk: Creation of a Single Council Public Survey

Q9. Based on everything we have discussed so far today and having heard the various benefits and concerns, to what extent are you favourable or unfavourable towards the proposed creation of a single District-level Council for West Suffolk?

Base: All respondents

	Total	COUNCIL AREA		GENDER		AGE								
		Forest Heath District	St Edmundsbury Borough	Male	Female	18-24	25-34	35-44	45-54	55-64	65+	18-34	35-54	55+
		a	b	c	d	e	f	g	h	i	j	k	l	m
Significance Level: 95%														
Unweighted Total	1001	401	600	504	497	82	184	189	165	155	226	266	354	381
Weighted Total	1001	376	625	504	497	104	164	187	165	155	226	268	352	381
	100%	100%	100%	100%	100%	100%	100%	100%	100%	100%	100%	100%	100%	100%
Very favourable	(4) 207 21%	58 15%	149 24% a	115 23%	93 19%	26 25%	33 20%	44 24% h	25 15%	32 20%	49 21%	58 22%	69 20%	80 21%
Fairly favourable	(3) 498 50%	185 49%	313 50%	235 47%	263 53% c	55 53%	77 47%	93 50%	92 56% j	78 50%	103 46%	132 49%	185 53%	181 48%
Fairly unfavourable	(2) 107 11%	48 13%	59 9%	52 10%	55 11%	11 11%	25 15% m	19 10%	17 10%	15 10%	21 9%	36 13%	36 10%	36 9%
Very unfavourable	(1) 109 11%	51 14% b	58 9%	69 14% d	40 8%	6 6%	21 13%	18 10%	12 7%	21 13%	31 14% hl	27 10%	30 9%	52 14% ehl
Don't know	79 8%	34 9%	46 7%	33 6%	47 9%	7 6%	8 5%	13 7%	20 12% fk	10 6%	22 10%	15 6%	32 9%	32 8%
NETS														
Net: Favourable	706 70%	243 65%	463 74% a	350 69%	356 72%	80 77%	110 67%	137 74%	117 71%	110 71%	152 67%	190 71%	254 72%	262 69%
Net: Unfavourable	216 22%	99 26% b	117 19%	121 24%	95 19%	17 17%	46 28% ehl	37 20%	29 17%	36 23%	52 23%	63 24%	66 19%	87 23%
Mean score	2.9	2.7	3.0 a	2.8	2.9	3.0 f	2.8	2.9	2.9	2.8	2.8	2.9	2.9	2.8
Standard deviation	.89	.91	.87	.96	.82	.79	.93	.88	.77	.93	.96	.89	.83	.95
Standard error	.03	.05	.04	.04	.04	.09	.07	.07	.06	.08	.07	.06	.05	.05

Columns Tested: a,b - c,d - e,f,g,h,i,j,k,l,m

West Suffolk: Creation of a Single Council Public Survey

Q9. Based on everything we have discussed so far today and having heard the various benefits and concerns, to what extent are you favourable or unfavourable towards the proposed creation of a single District-level Council for West Suffolk?

Base: All respondents

	Total	SEG						ETHNICITY		WORKING STATUS		AWARENESS OF PROPOSED CREATION OF NEW COUNCIL			
		AB	C1	C2	DE	ABC1	C2DE	White	BAME	Working	Not working	Knowledge of	Heard of	Never heard of	
		a	b	c	d	e	f	g	h	i	j	k	l	m	
Significance Level: 95%															
Unweighted Total	1001	205	252	244	300	457	544	957	33	569	404	402	493	508	
Weighted Total	1001	194	332	238	238	526	475	937	54	587	388	413	501	500	
	100%	100%	100%	100%	100%	100%	100%	100%	100%	100%	100%	100%	100%	100%	
Very favourable	(4)	207	49	60	50	48	109	98	194	13	114	89	101	111	97
		21%	25%	18%	21%	20%	21%	21%	21%	24%	19%	23%	24%	22%	19%
Fairly favourable	(3)	498	89	171	121	117	260	238	466	28	306	184	192	242	256
		50%	46%	52%	51%	49%	50%	50%	50%	51%	52%	47%	46%	48%	51%
Fairly unfavourable	(2)	107	23	44	22	19	67	41	99	5	70	35	44	51	56
		11%	12%	13%	9%	8%	13%	9%	11%	9%	12%	9%	11%	10%	11%
Very unfavourable	(1)	109	22	30	32	24	52	57	104	5	57	48	50	63	46
		11%	12%	9%	14%	10%	10%	12%	11%	10%	10%	12%	12%	13%	9%
Don't know		79	11	26	13	29	38	42	75	3	41	32	27	34	46
		8%	6%	8%	5%	12%	7%	9%	8%	6%	7%	8%	7%	7%	9%
ace															
NETS															
Net: Favourable	706	138	232	171	165	370	336	660	41	419	273	292	353	353	
	70%	71%	70%	72%	70%	70%	71%	70%	75%	71%	70%	71%	70%	71%	
Net: Unfavourable	216	45	74	54	43	119	97	203	10	127	83	93	114	102	
	22%	23%	22%	23%	18%	23%	20%	22%	19%	22%	21%	23%	23%	20%	
Mean score	2.9	2.9	2.9	2.8	2.9	2.9	2.9	2.9	2.9	2.9	2.9	2.9	2.9	2.9	
Standard deviation	.89	.94	.84	.93	.89	.88	.91	.90	.88	.86	.94	.94	.93	.85	
Standard error	.03	.07	.06	.06	.05	.04	.04	.03	.16	.04	.05	.05	.04	.04	

Columns Tested: a,b,c,d,e,f - g,h - i,j - k,l,m

West Suffolk: Creation of a Single Council Public Survey

Q9. Based on everything we have discussed so far today and having heard the various benefits and concerns, to what extent are you favourable or unfavourable towards the proposed creation of a single District-level Council for West Suffolk?

Base: All respondents

	Total	FAVOURABILITY TOWARDS NEW SINGLE COUNCIL: FIRST Q			FAVOURABILITY TOWARDS NEW SINGLE COUNCIL: SECOND Q			CONCERN ABOUT PROPOSAL OF NEW SINGLE COUNCIL			IMPACT OF REDUCTION IN NUMBER OF CLLRS			
		Favourable	Unfavourable	Don't know	Favourable	Unfavourable	Don't know	Concerned	Not concerned	Don't know	Positive	No difference	Negative	Don't know
		a	b	c	d	e	f	g	h	i	j	k	l	m
Significance Level: 95%														
Unweighted Total	1001	643	199	159	705	214	82	420	544	37	357	339	250	55
Weighted Total	1001	647	195	159	706	216	79	424	540	37	345	338	260	58
	100%	100%	100%	100%	100%	100%	100%	100%	100%	100%	100%	100%	100%	100%
Very favourable	(4) 207	190	5	12	207	-	-	45	161	2	108	82	18	1
	21%	29%	3%	7%	29%	-	-	11%	30%	5%	31%	24%	7%	1%
		bc		b	ef				gi		klm	lm		
Fairly favourable	(3) 498	395	34	70	498	-	-	191	298	9	183	174	107	33
	50%	61%	17%	44%	71%	-	-	45%	55%	25%	53%	52%	41%	57%
		bc		b	ef			i	gi		l	l		l
Fairly unfavourable	(2) 107	29	61	18	-	107	-	76	29	1	19	30	51	6
	11%	4%	31%	11%	-	50%	-	18%	5%	4%	6%	9%	20%	11%
		ac		a	df			hi					jk	
Very unfavourable	(1) 109	15	88	6	-	109	-	91	17	1	18	23	66	1
	11%	2%	45%	4%	-	50%	-	21%	3%	4%	5%	7%	26%	2%
		ac		ac	df			hi					jkm	
Don't know	79	19	7	54	-	-	79	21	35	23	17	29	17	16
	8%	3%	3%	34%	-	-	100%	5%	6%	63%	5%	9%	7%	28%
				ab			de			gh		j		kl
NETS														
Net: Favourable	706	585	39	82	706	-	-	236	459	11	291	256	125	34
	70%	90%	20%	51%	100%	-	-	56%	85%	30%	84%	76%	48%	58%
		bc		b	ef			i	gi		klm	lm		
Net: Unfavourable	216	43	149	24	-	216	-	167	46	3	37	53	118	8
	22%	7%	77%	15%	-	100%	-	39%	9%	8%	11%	16%	45%	13%
			ac	a		df		hi					jkm	
Mean score	2.9	3.2	1.8	2.8	3.3	1.5	-	2.5	3.2	2.8	3.2	3.0	2.3	2.8
		bc		b	e				g		klm	l		l
Standard deviation	.89	.63	.84	.70	.46	.50	-	.96	.69	.81	.76	.81	.95	.52
Standard error	.03	.03	.06	.07	.02	.03	-	.05	.03	.21	.04	.05	.06	.08

Columns Tested: a,b,c - d,e,f - g,h,i - j,k,l,m

West Suffolk: Creation of a Single Council Public Survey

Q9. Based on everything we have discussed so far today and having heard the various benefits and concerns, to what extent are you favourable or unfavourable towards the proposed creation of a single District-level Council for West Suffolk?

by Forest Heath District Council and St Edmundsbury Borough Council are currently considering proposals to replace the two councils with a single District-level Council covering both areas.

Both councils have been working in partnership for over 10 years, and all of their services are run together on behalf of both councils.

Q4. In general, to what extent are you favourable or unfavourable towards the proposed creation of a single District-level Council for West Suffolk?

Base: All respondents

		FAVOURABILITY TOWARDS PROPOSALS Q4							
		Total	Very favourable	Fairly favourable	Fairly unfavourable	Very unfavourable	Don't know	Net: Favourable	Net: Unfavourable
			a	b	c	d	e	f	g
Significance Level: 95%									
Unweighted Total		1001	180	463	102	97	159	643	199
Weighted Total		1001	180	467	105	90	159	647	195
		100%	100%	100%	100%	100%	100%	100%	100%
Very favourable	(4)	207	111	79	2	3	12	190	5
		21%	62%	17%	2%	3%	7%	29%	3%
			bcdefg	cdeg			g	bcdeg	
Fairly favourable	(3)	498	51	344	24	9	70	395	34
		50%	28%	74%	23%	10%	44%	61%	17%
			dg	acdefg	d		acd	acdeg	
Fairly unfavourable	(2)	107	5	24	47	14	18	29	61
		11%	3%	5%	45%	15%	11%	4%	31%
					abdefg	abf	abf		abdef
Very unfavourable	(1)	109	8	7	26	63	6	15	88
		11%	4%	1%	24%	70%	4%	2%	45%
			b		abef	abcefg			abcef
Don't know		79	5	14	5	1	54	19	7
		8%	3%	3%	5%	2%	34%	3%	3%
							abcdg		
NETS									
Net: Favourable		706	162	423	27	12	82	585	39
		70%	90%	91%	25%	14%	51%	90%	20%
			cdeg	cdeg	d		cdg	cdeg	
Net: Unfavourable		216	13	30	73	76	24	43	149
		22%	7%	7%	69%	85%	15%	7%	77%
					abef	abcef	abf		abef
Mean score		2.9	3.5	3.1	2.0	1.5	2.8	3.2	1.8
			bcdefg	cdeg	dg		cdg	bcdeg	d
Standard deviation		.89	.76	.53	.78	.81	.70	.63	.84
Standard error		.03	.06	.02	.08	.08	.07	.03	.06

Columns Tested: a,b,c,d,e,f,g

West Suffolk: Creation of a Single Council Public Survey

Q10. To what extent, if at all, are you concerned about the proposals to create a single District-level Council for West Suffolk?

Base: All respondents

	Total	COUNCIL AREA		GENDER		AGE									
		Forest Heath District	St Edmundsbury Borough	Male	Female	18-24	25-34	35-44	45-54	55-64	65+	18-34	35-54	55+	
		a	b	c	d	e	f	g	h	i	j	k	l	m	
Significance Level: 95%															
Unweighted Total	1001	401	600	504	497	82	184	189	165	155	226	266	354	381	
Weighted Total	1001	376	625	504	497	104	164	187	165	155	226	268	352	381	
	100%	100%	100%	100%	100%	100%	100%	100%	100%	100%	100%	100%	100%	100%	
Very concerned	(4)	115	39	75	72	43	8	17	26	9	22	32	25	35	54
		11%	10%	12%	14%	9%	8%	11%	14%	6%	14%	14%	10%	10%	14%
					d				h		h	h			h
Fairly concerned	(3)	310	129	180	147	162	26	54	50	50	48	81	80	100	130
		31%	34%	29%	29%	33%	25%	33%	27%	30%	31%	36%	30%	28%	34%
											g				
Not very concerned	(2)	308	108	201	149	160	41	59	48	64	43	53	100	112	96
		31%	29%	32%	30%	32%	39%	36%	26%	39%	27%	24%	37%	32%	25%
							gjm	gjm		gjm		gjm	gjm	jm	
Not at all concerned	(1)	232	82	150	123	109	24	28	55	39	37	49	52	93	86
		23%	22%	24%	24%	22%	23%	17%	29%	23%	24%	22%	19%	26%	23%
									fk					fk	
Don't know		37	17	19	13	24	4	5	8	3	5	10	10	11	15
		4%	5%	3%	3%	5%	4%	3%	4%	2%	3%	4%	4%	3%	4%
NETS															
Net: Concerned		424	169	256	219	205	34	71	76	59	70	113	106	135	183
		42%	45%	41%	44%	41%	33%	43%	41%	36%	45%	50%	39%	38%	48%
												ehkl			ehkl
Net: Not concerned		540	190	350	271	269	65	87	103	103	80	103	152	205	182
		54%	51%	56%	54%	54%	63%	53%	55%	62%	51%	45%	57%	58%	48%
							jm			jm			jm	jm	
Mean score		2.3	2.4	2.3	2.3	2.3	2.2	2.4	2.3	2.2	2.4	2.4	2.3	2.2	2.4
								h				ehl			hl
Standard deviation		.97	.95	.98	1.01	.92	.90	.90	1.05	.86	1.01	1.00	.90	.97	1.01
Standard error		.03	.05	.04	.05	.04	.10	.07	.08	.07	.08	.07	.06	.05	.05

Columns Tested: a,b - c,d - e,f,g,h,i,j,k,l,m

West Suffolk: Creation of a Single Council Public Survey

Q10. To what extent, if at all, are you concerned about the proposals to create a single District-level Council for West Suffolk?

Base: All respondents

	Total	SEG						ETHNICITY		WORKING STATUS		AWARENESS OF PROPOSED CREATION OF NEW COUNCIL			
		AB	C1	C2	DE	ABC1	C2DE	White	BAME	Working	Not working	Knowledge of	Heard of	Never heard of	
		a	b	c	d	e	f	g	h	i	j	k	l	m	
Significance Level: 95%															
Unweighted Total	1001	205	252	244	300	457	544	957	33	569	404	402	493	508	
Weighted Total	1001	194	332	238	238	526	475	937	54	587	388	413	501	500	
	100%	100%	100%	100%	100%	100%	100%	100%	100%	100%	100%	100%	100%	100%	
Very concerned	(4)	115	19	40	25	31	59	56	100	13	58	55	59	69	46
		11%	10%	12%	10%	13%	11%	12%	11%	23%	10%	14%	14%	14%	9%
									g		i	m	m		
Fairly concerned	(3)	310	62	104	73	71	166	144	291	16	182	122	132	159	151
		31%	32%	31%	31%	30%	32%	30%	31%	30%	31%	32%	32%	32%	30%
Not very concerned	(2)	308	62	104	67	76	166	142	296	10	195	106	121	151	157
		31%	32%	31%	28%	32%	32%	30%	32%	18%	33%	27%	29%	30%	31%
Not at all concerned	(1)	232	47	70	70	45	117	115	218	12	138	90	95	114	118
		23%	24%	21%	29%	19%	22%	24%	23%	22%	23%	23%	23%	23%	24%
				bde											
Don't know		37	4	14	3	15	18	19	32	3	14	15	6	8	29
		4%	2%	4%	1%	6%	3%	4%	3%	6%	2%	4%	1%	2%	6%
					ac									kl	
NETS															
Net: Concerned	424	81	144	98	102	225	200	391	29	240	177	190	228	197	
	42%	42%	43%	41%	43%	43%	42%	42%	54%	41%	46%	46%	45%	39%	
												m	m		
Net: Not concerned	540	109	174	136	120	283	257	514	22	333	196	216	265	275	
	54%	56%	53%	57%	51%	54%	54%	55%	40%	57%	51%	52%	53%	55%	
Mean score	2.3	2.3	2.4	2.2	2.4	2.3	2.3	2.3	2.6	2.3	2.4	2.4	2.4	2.3	
					c										
Standard deviation	.97	.95	.96	.99	.96	.96	.98	.96	1.11	.94	1.01	1.00	.99	.94	
Standard error	.03	.07	.06	.06	.06	.05	.04	.03	.20	.04	.05	.05	.04	.04	

Columns Tested: a,b,c,d,e,f - g,h - i,j - k,l,m

West Suffolk: Creation of a Single Council Public Survey

Q10. To what extent, if at all, are you concerned about the proposals to create a single District-level Council for West Suffolk?

Base: All respondents

	Total	FAVOURABILITY TOWARDS NEW SINGLE COUNCIL: FIRST Q			FAVOURABILITY TOWARDS NEW SINGLE COUNCIL: SECOND Q			CONCERN ABOUT PROPOSAL OF NEW SINGLE COUNCIL			IMPACT OF REDUCTION IN NUMBER OF CLLRS				
		Favourable	Unfavourable	Don't know	Favourable	Unfavourable	Don't know	Concerned	Not concerned	Don't know	Positive	No difference	Negative	Don't know	
		a	b	c	d	e	f	g	h	i	j	k	l	m	
Significance Level: 95%															
Unweighted Total	1001	643	199	159	705	214	82	420	544	37	357	339	250	55	
Weighted Total	1001	647	195	159	706	216	79	424	540	37	345	338	260	58	
	100%	100%	100%	100%	100%	100%	100%	100%	100%	100%	100%	100%	100%	100%	
Very concerned	(4)	115	33	63	18	37	71	7	115	-	-	22	25	61	7
		11%	5%	33%	11%	5%	33%	9%	27%	-	-	6%	7%	24%	12%
				ac	a		df		hi					jk	
Fairly concerned	(3)	310	187	82	41	199	96	15	310	-	-	93	92	112	13
		31%	29%	42%	25%	28%	45%	18%	73%	-	-	27%	27%	43%	23%
				ac			df		hi					jkm	
Not very concerned	(2)	308	242	29	37	263	29	16	-	308	-	124	112	56	17
		31%	37%	15%	23%	37%	13%	20%	-	57%	-	36%	33%	21%	29%
			bc			ef				gi		l	l		
Not at all concerned	(1)	232	175	16	41	196	17	19	-	232	-	98	95	29	9
		23%	27%	8%	26%	28%	8%	24%	-	43%	-	28%	28%	11%	16%
			b		b	e		e		gi		l	l		
Don't know		37	9	4	23	11	3	23	-	-	37	9	13	2	12
		4%	1%	2%	15%	2%	1%	29%	-	-	100%	3%	4%	1%	20%
				ab		de				gh		l		lkl	
NETS															
Net: Concerned		424	220	146	58	236	167	21	424	-	-	114	117	173	20
		42%	34%	75%	37%	33%	77%	27%	100%	-	-	33%	35%	67%	35%
				ac			df		hi					jkm	
Net: Not concerned		540	418	45	77	459	46	35	-	540	-	221	208	85	26
		54%	65%	23%	49%	65%	21%	44%	-	100%	-	64%	61%	33%	45%
			bc		b	ef		e		gi		lm	lm		
Mean score		2.3	2.1	3.0	2.3	2.1	3.0	2.2	3.3	1.6	-	2.1	2.1	2.8	2.4
			ac			df			h					jkm	
Standard deviation		.97	.87	.91	1.03	.88	.89	1.03	.44	.50	-	.90	.93	.93	.98
Standard error		.03	.03	.06	.09	.03	.06	.13	.02	.02	-	.05	.05	.06	.15

Columns Tested: a,b,c - d,e,f - g,h,i - j,k,l,m

West Suffolk: Creation of a Single Council Public Survey

Q11. What concerns, if any, do you have regarding the proposed creation of a single District-level Council for West Suffolk?

Base: All those who have concerns about the proposals to create a single District-level Council for West Suffolk

Significance Level: 95%

	COUNCIL AREA		GENDER		AGE									
	Forest Heath District	St Edmundsbury Borough	Male	Female	18-24	25-34	35-44	45-54	55-64	65+	18-34	35-54	55+	
Total	a	b	c	d	e	f	g	h	i	j	k	l	m	
Unweighted Total	731	296	435	365	366	61	147	126	122	111	164	208	248	275
Weighted Total	733	276	457	368	365	76	131	124	123	113	166	206	247	279
	100%	100%	100%	100%	100%	100%	100%	100%	100%	100%	100%	100%	100%	100%

Columns Tested: a,b - c,d - e,f,g,h,i,j,k,l,m

West Suffolk: Creation of a Single Council Public Survey

Q11. What concerns, if any, do you have regarding the proposed creation of a single District-level Council for West Suffolk?

Base: All those who have concerns about the proposals to create a single District-level Council for West Suffolk

Significance Level: 95%

Unweighted Total

Weighted Total

Columns Tested: a,b,c,d,e,f - g,h - i,j - k,l,m

Total	SEG						ETHNICITY		WORKING STATUS		AWARENESS OF PROPOSED CREATION OF NEW COUNCIL		
	AB	C1	C2	DE	ABC1	C2DE	White	BAME	Working	Not working	Knowledge of	Heard of	Never heard of
	a	b	c	d	e	f	g	*h	i	j	k	l	m
731	151	188	169	223	339	392	699	24	423	292	298	369	362
733	143	248	164	178	391	342	687	39	435	283	311	379	354
100%	100%	100%	100%	100%	100%	100%	100%	100%	100%	100%	100%	100%	100%

West Suffolk: Creation of a Single Council Public Survey

Q11. What concerns, if any, do you have regarding the proposed creation of a single District-level Council for West Suffolk?

Base: All those who have concerns about the proposals to create a single District-level Council for West Suffolk

	FAVOURABILITY TOWARDS NEW SINGLE COUNCIL: FIRST Q			FAVOURABILITY TOWARDS NEW SINGLE COUNCIL: SECOND Q			CONCERN ABOUT PROPOSAL OF NEW SINGLE COUNCIL			IMPACT OF REDUCTION IN NUMBER OF CLLRS				
	Total	Favourable	Unfavourable	Don't know	Favourable	Unfavourable	Don't know	Concerned	Not concerned	Don't know	Positive	No difference	Negative	Don't know
	a	b	c	d	e	f	g	h	i	j	k	l	m	
Significance Level: 95%														
Unweighted Total	731	459	179	93	497	195	39	420	311	-	247	228	219	37
Weighted Total	733	462	175	95	499	196	38	424	308	-	238	229	229	37
	100%	100%	100%	100%	100%	100%	100%	100%	100%	-	100%	100%	100%	100%

Columns Tested: a,b,c - d,e,f - g,h,i - j,k,l,m

West Suffolk: Creation of a Single Council Public Survey

Q12. What further information, if anything, would you like to see from the two councils about the proposed changes going forward?

Base: All respondents

Significance Level: 95%

	COUNCIL AREA		GENDER		AGE									
	Forest Heath District	St Edmundsbury Borough	Male	Female	18-24	25-34	35-44	45-54	55-64	65+	18-34	35-54	55+	
Total	a	b	c	d	e	f	g	h	i	j	k	l	m	
Unweighted Total	1001	401	600	504	497	82	184	189	165	155	226	266	354	381
Weighted Total	1001	376	625	504	497	104	164	187	165	155	226	268	352	381
	100%	100%	100%	100%	100%	100%	100%	100%	100%	100%	100%	100%	100%	100%

Columns Tested: a,b - c,d - e,f,g,h,i,j,k,l,m

West Suffolk: Creation of a Single Council Public Survey

Q12. What further information, if anything, would you like to see from the two councils about the proposed changes going forward?

Base: All respondents

Significance Level: 95%

Unweighted Total

Weighted Total

Columns Tested: a,b,c,d,e,f - g,h - i,j - k,l,m

Total	SEG						ETHNICITY		WORKING STATUS		AWARENESS OF PROPOSED CREATION OF NEW COUNCIL		
	AB	C1	C2	DE	ABC1	C2DE	White	BAME	Working	Not working	Knowledge of	Heard of	Never heard of
	a	b	c	d	e	f	g	h	i	j	k	l	m
1001	205	252	244	300	457	544	957	33	569	404	402	493	508
1001	194	332	238	238	526	475	937	54	587	388	413	501	500
100%	100%	100%	100%	100%	100%	100%	100%	100%	100%	100%	100%	100%	100%

West Suffolk: Creation of a Single Council Public Survey

Q12. What further information, if anything, would you like to see from the two councils about the proposed changes going forward?

Base: All respondents

Significance Level: 95%

Unweighted Total

Weighted Total

Columns Tested: a,b,c - d,e,f - g,h,i - j,k,l,m

Total	FAVOURABILITY TOWARDS NEW SINGLE COUNCIL: FIRST Q			FAVOURABILITY TOWARDS NEW SINGLE COUNCIL: SECOND Q			CONCERN ABOUT PROPOSAL OF NEW SINGLE COUNCIL			IMPACT OF REDUCTION IN NUMBER OF CLLRS			
	Favourable	Unfavourable	Don't know	Favourable	Unfavourable	Don't know	Concerned	Not concerned	Don't know	Positive	No difference	Negative	Don't know
	a	b	c	d	e	f	g	h	i	j	k	l	m
1001	643	199	159	705	214	82	420	544	37	357	339	250	55
1001	647	195	159	706	216	79	424	540	37	345	338	260	58
100%	100%	100%	100%	100%	100%	100%	100%	100%	100%	100%	100%	100%	100%

West Suffolk: Creation of a Single Council Public Survey

Q13. How, if at all, would you like to hear from Forest Heath and St Edmundsbury Councils about the proposal to create a single District-level Council for West Suffolk?

Base: All respondents

	COUNCIL AREA		GENDER		AGE									
	Total	Forest Heath District	St Edmundsbury Borough	Male	Female	18-24	25-34	35-44	45-54	55-64	65+	18-34	35-54	55+
	a	b	c	d	e	f	g	h	i	j	k	l	m	
Significance Level: 95%														
Unweighted Total	1001	401	600	504	497	82	184	189	165	155	226	266	354	381
Weighted Total	1001	376	625	504	497	104	164	187	165	155	226	268	352	381
	100%	100%	100%	100%	100%	100%	100%	100%	100%	100%	100%	100%	100%	100%
Leaflet or flyer	569	213	356	273	296	60	93	117	92	94	113	153	209	207
	57%	57%	57%	54%	60%	58%	57%	63%	56%	60%	50%	57%	59%	54%
								j		j			j	
Local newspaper	512	191	321	268	244	65	73	93	73	73	135	138	166	209
	51%	51%	51%	53%	49%	62%	45%	50%	44%	47%	60%	51%	47%	55%
						fhil					fghil			fhl
Email	290	104	186	156	134	38	45	56	53	47	52	82	109	99
	29%	28%	30%	31%	27%	36%	27%	30%	32%	30%	23%	31%	31%	26%
						j			j				j	
Social media	266	111	155	120	146	45	47	57	47	43	27	93	104	69
	27%	30%	25%	24%	29%	44%	29%	30%	28%	28%	12%	35%	29%	18%
					c	fghijlm	jm	jm	jm	jm		jm	jm	j
Public event	260	107	154	129	131	27	42	49	49	41	53	70	97	94
	26%	28%	25%	26%	26%	26%	26%	26%	29%	26%	23%	26%	28%	25%
Telephone	80	28	53	40	41	12	15	15	6	12	20	27	22	31
	8%	7%	8%	8%	8%	12%	9%	8%	4%	7%	9%	10%	6%	8%
						h	h					h		
Don't know	7	3	5	3	4	-	2	2	-	1	2	2	2	3
	1%	1%	1%	1%	1%	-	1%	1%	-	1%	1%	1%	1%	1%
None of the above	43	15	28	21	22	3	10	5	11	4	9	13	16	14
	4%	4%	4%	4%	4%	3%	6%	3%	7%	3%	4%	5%	5%	4%

Columns Tested: a,b - c,d - e,f,g,h,i,j,k,l,m

West Suffolk: Creation of a Single Council Public Survey

Q13. How, if at all, would you like to hear from Forest Heath and St Edmundsbury Councils about the proposal to create a single District-level Council for West Suffolk?

Base: All respondents

	Total	SEG						ETHNICITY		WORKING STATUS		AWARENESS OF PROPOSED CREATION OF NEW COUNCIL		
		AB	C1	C2	DE	ABC1	C2DE	White	BAME	Working	Not working	Knowledge of	Heard of	Never heard of
		a	b	c	d	e	f	g	h	i	j	k	l	m
Significance Level: 95%														
Unweighted Total	1001	205	252	244	300	457	544	957	33	569	404	402	493	508
Weighted Total	1001	194	332	238	238	526	475	937	54	587	388	413	501	500
	100%	100%	100%	100%	100%	100%	100%	100%	100%	100%	100%	100%	100%	100%
Leaflet or flyer	569	104	215	129	121	319	250	538	27	351	208	227	280	290
	57%	54%	65% acdf	54%	51%	61% df	53%	57%	50%	60%	54%	55%	56%	58%
Local newspaper	512	90	172	121	130	262	250	483	23	288	212	227	281	231
	51%	46%	52%	51%	55%	50%	53%	52%	42%	49%	55%	55% m	56% m	46%
Email	290	72	105	65	47	177	112	272	14	184	103	136	155	135
	29%	37% cdf	32% df	27% d	20%	34% df	24%	29%	25%	31%	26%	33% m	31%	27%
Social media	266	42	108	64	51	151	115	250	12	192	72	114	133	133
	27%	22%	33% adf	27%	22%	29% d	24%	27%	23%	33% j	19%	28%	27%	27%
Public event	260	54	102	44	61	155	105	251	8	158	100	113	136	124
	26%	28% c	31% cf	19%	26%	30% cf	22%	27%	15%	27%	26%	27%	27%	25%
Telephone	80	10	30	17	23	40	40	77	3	44	34	32	38	43
	8%	5%	9%	7%	10%	8%	8%	8%	6%	7%	9%	8%	8%	9%
Don't know	7	-	1	3	4	1	6	6	2	4	2	2	3	5
	1%	-	* e	1% e	2% e	* e	1%	1%	3%	1%	1%	* e	1% e	1% e
None of the above	43	4	9	15	16	13	30	36	7	24	13	10	14	29
	4%	2%	3% ae	6% ae	7% abe	2% abe	6% abe	4% g	14% g	4% g	3% g	2% g	3% g	6% kl

Columns Tested: a,b,c,d,e,f - g,h - i,j - k,l,m

West Suffolk: Creation of a Single Council Public Survey

Q13. How, if at all, would you like to hear from Forest Heath and St Edmundsbury Councils about the proposal to create a single District-level Council for West Suffolk?

Base: All respondents

	Total	FAVOURABILITY TOWARDS NEW SINGLE COUNCIL: FIRST Q			FAVOURABILITY TOWARDS NEW SINGLE COUNCIL: SECOND Q			CONCERN ABOUT PROPOSAL OF NEW SINGLE COUNCIL			IMPACT OF REDUCTION IN NUMBER OF CLLRS			
		Favourable	Unfavourable	Don't know	Favourable	Unfavourable	Don't know	Concerned	Not concerned	Don't know	Positive	No difference	Negative	Don't know
		a	b	c	d	e	f	g	h	i	j	k	l	m
Significance Level: 95%														
Unweighted Total	1001	643	199	159	705	214	82	420	544	37	357	339	250	55
Weighted Total	1001	647	195	159	706	216	79	424	540	37	345	338	260	58
	100%	100%	100%	100%	100%	100%	100%	100%	100%	100%	100%	100%	100%	100%
Leaflet or flyer	569	366	115	88	404	123	42	253	303	13	183	193	159	34
	57%	57%	59%	55%	57%	57%	53%	60%	56%	36%	53%	57%	61%	59%
								i	i				j	
Local newspaper	512	351	85	76	379	100	33	216	280	16	183	176	130	23
	51%	54%	44%	48%	54%	46%	42%	51%	52%	42%	53%	52%	50%	40%
		b			f									
Email	290	204	45	40	224	52	14	123	162	4	113	95	73	9
	29%	32%	23%	25%	32%	24%	18%	29%	30%	12%	33%	28%	28%	16%
		b			ef			i	i		m			
Social media	266	186	49	31	193	54	19	112	146	7	86	100	66	14
	27%	29%	25%	20%	27%	25%	24%	26%	27%	20%	25%	30%	25%	25%
		c												
Public event	260	170	55	35	178	69	13	137	119	4	84	84	81	12
	26%	26%	28%	22%	25%	32%	16%	32%	22%	11%	24%	25%	31%	21%
					df			hi						
Telephone	80	57	14	9	58	19	4	38	39	3	27	34	15	4
	8%	9%	7%	6%	8%	9%	5%	9%	7%	9%	8%	10%	6%	7%
Don't know	7	3	3	2	4	2	2	1	4	2	1	4	3	-
	1%	*	1%	1%	1%	1%	2%	*	1%	5%	*	1%	1%	-
										gh				
None of the above	43	14	18	11	16	18	9	12	24	7	7	17	10	9
	4%	2%	9%	7%	2%	8%	12%	3%	4%	19%	2%	5%	4%	15%
		a		a	d		d			gh		j		kl

Columns Tested: a,b,c - d,e,f - g,h,i - j,k,l,m

West Suffolk: Creation of a Single Council Public Survey

Ward

Base: All respondents

	COUNCIL AREA		GENDER		AGE									
	Forest Heath District	St Edmundsbury Borough	Male	Female	18-24	25-34	35-44	45-54	55-64	65+	18-34	35-54	55+	
Total	a	b	c	d	e	f	g	h	i	j	k	l	m	
Significance Level: 95%														
Unweighted Total	1001	401	600	504	497	82	184	189	165	155	226	266	354	381
Weighted Total	1001	376	625	504	497	104	164	187	165	155	226	268	352	381
	100%	100%	100%	100%	100%	100%	100%	100%	100%	100%	100%	100%	100%	100%
All Saints	24 2%	24 6% b	- -	12 2%	11 2%	- -	6 3%	2 1%	5 3%	4 2%	7 3%	6 2%	7 2%	11 3%
Brandon East	39 4%	39 10% b	- -	16 3%	23 5%	5 4%	5 3%	6 3%	7 4%	6 4%	10 4%	9 3%	14 4%	16 4%
Brandon West	26 3%	26 7% b	- -	17 3%	9 2%	1 1%	3 2%	5 3%	2 1%	5 3%	10 5% h	4 2%	6 2%	15 4%
Eriswell and The Rows	34 3%	34 9% b	- -	20 4%	14 3%	1 1%	4 3%	7 3%	6 4%	10 7% jk	5 2%	6 2%	13 4%	15 4%
Exning	14 1%	14 4% b	- -	8 2%	6 1%	1 1%	3 2%	3 1%	4 3%	1 1%	2 1%	5 2%	7 2%	3 1%
Great Heath	27 3%	27 7% b	- -	16 3%	11 2%	1 1%	5 3%	4 2%	3 2%	6 4%	8 3%	7 2%	7 2%	14 4%
Iceni	13 1%	13 3% b	- -	7 1%	6 1%	1 1%	1 *	3 1%	4 3%	1 1%	2 1%	2 1%	7 2%	4 1%
Lakenheath	31 3%	31 8% b	- -	11 2%	19 4%	1 1%	3 2%	7 4%	1 1%	4 3%	14 6% fhkl	5 2%	8 2%	18 5% hk
Manor	13 1%	13 3% b	- -	6 1%	7 1%	1 1%	1 *	3 2%	1 *	2 1%	5 2%	1 1%	4 1%	7 2%
Market	27 3%	27 7% b	- -	12 2%	15 3%	2 2%	4 2%	6 3%	7 4%	7 4% j	2 1%	6 2%	12 3%	9 2%
Red Lodge	30 3%	30 8% b	- -	17 3%	14 3%	4 4%	4 2%	8 4%	3 2%	5 3%	7 3%	7 3%	11 3%	12 3%
Severals	45 4%	45 12% b	- -	16 3%	29 6% c	2 1%	8 5%	9 5%	10 6%	5 3%	11 5%	10 4%	19 5%	16 4%

Columns Tested: a, b - c, d - e, f, g, h, i, j, k, l, m

West Suffolk: Creation of a Single Council Public Survey

Ward

Base: All respondents

	COUNCIL AREA		GENDER		AGE									
	Forest Heath District	St Edmundsbury Borough	Male	Female	18-24	25-34	35-44	45-54	55-64	65+	18-34	35-54	55+	
Total	a	b	c	d	e	f	g	h	i	j	k	l	m	
Significance Level: 95%														
Unweighted Total	1001	401	600	504	497	82	184	189	165	155	226	266	354	381
Weighted Total	1001	376	625	504	497	104	164	187	165	155	226	268	352	381
	100%	100%	100%	100%	100%	100%	100%	100%	100%	100%	100%	100%	100%	100%
South	15 1%	15 4%	- -	7 1%	7 1%	- -	1 *	2 1%	5 3%	3 2%	4 2%	1 *	6 2%	8 2%
St Mary's	38 4%	38 10%	- -	20 4%	18 4%	4 3%	6 4%	10 5%	8 5%	4 3%	5 2%	10 4%	18 5%	10 3%
Abbeygate	27 3%	- -	27 4%	15 3%	12 2%	4 4%	3 2%	1 *	7 4%	6 4%	6 3%	7 3%	8 2%	12 3%
Bardwell	16 2%	- -	16 2%	14 3%	2 *	4 4%	3 2%	5 2%	- -	1 *	3 1%	7 3%	5 1%	4 1%
Barningham	17 2%	- -	17 3%	8 2%	9 2%	6 6%	4 2%	2 1%	1 *	1 1%	3 1%	10 4%	3 1%	4 1%
Barrow	15 2%	- -	15 2%	6 1%	9 2%	1 1%	4 3%	4 2%	3 2%	- -	3 1%	5 2%	7 2%	3 1%
Cavendish	13 1%	- -	13 2%	6 1%	6 1%	- -	1 *	3 2%	4 2%	3 2%	2 1%	1 *	7 2%	5 1%
Chedburgh	13 1%	- -	13 2%	6 1%	7 1%	2 2%	2 1%	1 1%	3 2%	3 2%	3 1%	4 1%	4 1%	5 1%
Clare	13 1%	- -	13 2%	7 1%	7 1%	- -	2 1%	3 2%	4 2%	1 1%	3 1%	2 1%	7 2%	5 1%
Eastgate	14 1%	- -	14 2%	4 1%	10 2%	2 2%	3 2%	3 2%	- -	3 2%	2 1%	5 2%	3 1%	6 1%
Fornham	12 1%	- -	12 2%	7 1%	6 1%	2 2%	2 2%	1 1%	2 1%	2 1%	2 1%	5 2%	3 1%	4 1%
Great Barton	14 1%	- -	14 2%	8 2%	6 1%	- -	- -	3 2%	2 1%	1 1%	7 3%	- -	6 2%	8 2%

Columns Tested: a, b - c, d - e, f, g, h, i, j, k, l, m

West Suffolk: Creation of a Single Council Public Survey

Ward

Base: All respondents

	COUNCIL AREA		GENDER		AGE									
	Forest Heath District	St Edmundsbury Borough	Male	Female	18-24	25-34	35-44	45-54	55-64	65+	18-34	35-54	55+	
Total	a	b	c	d	e	f	g	h	i	j	k	l	m	
Significance Level: 95%														
Unweighted Total	1001	401	600	504	497	82	184	189	165	155	226	266	354	381
Weighted Total	1001	376	625	504	497	104	164	187	165	155	226	268	352	381
	100%	100%	100%	100%	100%	100%	100%	100%	100%	100%	100%	100%	100%	100%
Haverhill East	41 4%	- -	41 7% a	25 5%	17 3%	5 5%	16 9% ghijlm	5 3%	3 2%	4 2%	10 4%	20 8% ghilm	8 2%	13 3%
Haverhill North	43 4%	- -	43 7% a	22 4%	21 4%	3 2%	11 7%	7 4%	6 4%	8 5%	7 3%	13 5%	13 4%	16 4%
Haverhill South	30 3%	- -	30 5% a	15 3%	15 3%	4 4%	6 3%	6 3%	8 5% im	1 1%	5 2%	9 3%	15 4% m	6 2%
Haverhill West	30 3%	- -	30 5% a	20 4%	10 2%	2 2%	6 4%	10 5% jm	4 2%	5 3%	3 1%	8 3%	14 4%	8 2%
Horringer and Whelnetham	13 1%	- -	13 2% a	7 1%	7 1%	3 3%	2 1%	2 1%	2 1%	3 2%	2 1%	5 2%	4 1%	4 1%
Hundon	14 1%	- -	14 2% a	7 1%	7 1%	2 1%	2 1%	1 *	4 2%	2 1%	4 2%	4 1%	4 1%	5 1%
Ixworth	13 1%	- -	13 2% a	5 1%	8 2%	2 2%	2 1%	5 3%	1 1%	3 2%	1 *	4 1%	6 2%	4 1%
Kedington	13 1%	- -	13 2% a	6 1%	7 1%	3 3% h	2 1%	3 2%	- -	4 2% h	1 *	5 2%	3 1%	5 1%
Minden	27 3%	- -	27 4% a	14 3%	13 3%	2 2%	3 2%	8 4%	4 2%	5 3%	5 2%	5 2%	12 3%	10 3%
Moreton Hall	42 4%	- -	42 7% a	22 4%	20 4%	3 2%	8 5%	6 3%	3 2%	8 5%	15 7% hl	10 4%	9 3%	23 6% l
Northgate	14 1%	- -	14 2% a	3 1%	12 2% c	2 2%	3 2%	2 1%	3 2%	3 2%	2 1%	5 2%	5 1%	5 1%
Pakenham	15 1%	- -	15 2% a	9 2%	6 1%	3 3% i	4 2%	2 1%	1 1%	- -	6 3% i	6 2%	3 1%	6 2%

Columns Tested: a,b - c,d - e,f,g,h,i,j,k,l,m

West Suffolk: Creation of a Single Council Public Survey

Ward

Base: All respondents

	COUNCIL AREA		GENDER		AGE									
	Forest Heath District	St Edmundsbury Borough	Male	Female	18-24	25-34	35-44	45-54	55-64	65+	18-34	35-54	55+	
Total	a	b	c	d	e	f	g	h	i	j	k	l	m	
Significance Level: 95%														
Unweighted Total	1001	401	600	504	497	82	184	189	165	155	226	266	354	381
Weighted Total	1001	376	625	504	497	104	164	187	165	155	226	268	352	381
	100%	100%	100%	100%	100%	100%	100%	100%	100%	100%	100%	100%	100%	100%
Risby	15 1%	- -	15 2% a	10 2%	5 1%	2 2%	4 2%	2 1%	2 1%	- -	4 2%	5 2%	5 1%	4 1%
Risbygate	26 3%	- -	26 4% a	12 2%	15 3%	7 7% fghlm	1 1%	4 2%	3 2%	4 2%	7 3%	9 3%	7 2%	10 3%
Rougham	14 1%	- -	14 2% a	8 2%	6 1%	4 3%	1 1%	3 2%	1 *	2 2%	4 2%	5 2%	4 1%	6 2%
Southgate	26 3%	- -	26 4% a	14 3%	12 2%	3 3%	3 2%	2 1%	5 3%	7 5%	5 2%	7 2%	7 2%	12 3%
St Olaves	26 3%	- -	26 4% a	6 1%	19 4% c	4 4%	4 2%	2 1%	4 3%	4 3%	7 3%	8 3%	7 2%	11 3%
Stanton	17 2%	- -	17 3% a	10 2%	7 1%	- -	1 *	6 3% fjkm	7 5% fjkm	2 1%	- -	1 *	14 4% fjkm	2 1%
Westgate	26 3%	- -	26 4% a	10 2%	15 3%	1 1%	4 2%	6 3%	4 3%	2 1%	8 4%	5 2%	10 3%	10 3%
Wichambrook	14 1%	- -	14 2% a	7 1%	7 1%	2 2%	3 2%	3 2%	4 2%	- -	2 1%	5 2%	7 2%	2 *
Withersfield	14 1%	- -	14 2% a	7 1%	7 1%	3 3% gl	2 1%	- -	2 1%	2 1%	5 2%	5 2%	2 *	7 2%

Columns Tested: a,b - c,d - e,f,g,h,i,j,k,l,m

West Suffolk: Creation of a Single Council Public Survey

Ward

Base: All respondents

	SEG						ETHNICITY		WORKING STATUS		AWARENESS OF PROPOSED CREATION OF NEW COUNCIL			
	Total	AB	C1	C2	DE	ABC1	C2DE	White	BAME	Working	Not working	Knowledge of	Heard of	Never heard of
	a	b	c	d	e	f	g	h	i	j	k	l	m	
Significance Level: 95%														
Unweighted Total	1001	205	252	244	300	457	544	957	33	569	404	402	493	508
Weighted Total	1001	194	332	238	238	526	475	937	54	587	388	413	501	500
	100%	100%	100%	100%	100%	100%	100%	100%	100%	100%	100%	100%	100%	100%
All Saints	24 2%	4 2%	10 3%	4 2%	6 3%	13 3%	10 2%	19 2%	5 8% 9	16 3%	7 2%	11 3%	12 2%	12 2%
Brandon East	39 4%	6 3%	13 4%	5 2%	16 7% ce	18 3%	21 4%	35 4%	5 9%	24 4%	13 3%	13 3%	14 3%	25 5%
Brandon West	26 3%	1 1%	10 3%	6 2%	9 4% a	11 2%	15 3% a	25 3%	- -	12 2%	14 3%	13 3%	16 3%	10 2%
Eriswell and The Rows	34 3%	8 4%	10 3%	8 3%	8 3%	18 3%	16 3%	34 4%	- -	25 4% j	7 2%	18 4%	21 4%	13 3%
Exning	14 1%	3 2%	5 1%	3 1%	4 1%	8 2%	6 1%	13 1%	2 3%	10 2%	3 1%	6 1%	6 1%	8 2%
Great Heath	27 3%	4 2%	6 2%	7 3%	10 4%	10 2%	17 4%	23 2%	4 7%	14 2%	12 3%	12 3%	17 3%	11 2%
Iceni	13 1%	3 2%	5 1%	3 1%	2 1%	8 1%	5 1%	13 1%	- -	9 2%	4 1%	5 1%	8 2%	5 1%
Lakenheath	31 3%	4 2%	12 4%	7 3%	8 3%	16 3%	15 3%	29 3%	2 4%	10 2%	20 5% i	14 3%	15 3%	15 3%
Manor	13 1%	3 2%	3 1%	5 2%	2 1%	6 1%	7 2%	13 1%	- -	6 1%	7 2%	6 1%	7 1%	6 1%
Market	27 3%	5 2%	10 3%	6 2%	7 3%	15 3%	13 3%	23 2%	3 5%	18 3%	8 2%	9 2%	14 3%	13 3%
Red Lodge	30 3%	2 1%	11 3%	8 4%	9 4%	13 3%	17 4%	28 3%	2 3%	20 3%	9 2%	7 2%	9 2%	21 4% kl
Severals	45 4%	4 2%	15 4%	9 4%	17 7% ae	19 4%	26 5%	43 5%	2 3%	28 5%	17 4%	8 2%	12 2%	33 7% kl
South	15 1%	6 3% cf	5 1%	- -	3 1%	11 2% c	3 1%	15 2%	- -	9 2%	6 1%	8 2%	8 2%	7 1%

Columns Tested: a,b,c,d,e,f - g,h - i,j - k,l,m

West Suffolk: Creation of a Single Council Public Survey

Ward

Base: All respondents

	SEG						ETHNICITY		WORKING STATUS		AWARENESS OF PROPOSED CREATION OF NEW COUNCIL			
	Total	AB	C1	C2	DE	ABC1	C2DE	White	BAME	Working	Not working	Knowledge of	Heard of	Never heard of
	a	b	c	d	e	f	g	h	i	j	k	l	m	
Significance Level: 95%														
Unweighted Total	1001	205	252	244	300	457	544	957	33	569	404	402	493	508
Weighted Total	1001	194	332	238	238	526	475	937	54	587	388	413	501	500
	100%	100%	100%	100%	100%	100%	100%	100%	100%	100%	100%	100%	100%	100%
St Mary's	38 4%	7 4%	13 4%	7 3%	10 4%	20 4%	17 4%	33 3%	5 9%	26 4%	12 3%	14 3%	20 4%	18 4%
Abbeygate	27 3%	5 3%	7 2%	8 3%	6 3%	13 2%	14 3%	27 3%	- -	17 3%	10 3%	13 3%	14 3%	13 3%
Bardwell	16 2%	5 3%	5 2%	4 1%	1 1%	11 2%	5 1%	15 2%	- -	10 2%	4 1%	7 2%	8 2%	8 2%
Barningham	17 2%	4 2%	4 1%	4 2%	4 2%	9 2%	8 2%	13 1%	2 3%	10 2%	7 2%	6 1%	6 1%	11 2%
Barrow	15 2%	3 1%	10 3% df	2 1%	1 *	13 2% df	3 1%	15 2%	- -	10 2%	5 1%	4 1%	6 1%	9 2%
Cavendish	13 1%	5 3% f	4 1%	2 1%	2 1%	9 2%	3 1%	13 1%	- -	6 1%	6 1%	5 1%	6 1%	7 1%
Chedburgh	13 1%	1 *	5 1%	7 3% ade	1 *	5 1%	8 2%	13 1%	- -	7 1%	5 1%	5 1%	5 1%	8 2%
Clare	13 1%	2 1%	5 2%	3 1%	4 2%	7 1%	6 1%	12 1%	2 3%	7 1%	6 2%	10 2% m	12 2% m	1 *
Eastgate	14 1%	4 2%	3 1%	5 2%	2 1%	7 1%	7 2%	12 1%	2 3%	9 2%	5 1%	4 1%	5 1%	9 2%
Fornham	12 1%	2 1%	- -	8 3% be	3 1%	2 *	10 2% be	12 1%	- -	5 1%	7 2%	2 *	2 *	10 2% kl
Great Barton	14 1%	4 2%	3 1%	2 1%	5 2%	7 1%	7 1%	12 1%	2 3%	4 1%	9 2% i	6 2%	8 2%	5 1%
Haverhill East	41 4%	5 3%	9 3%	19 8% abde	8 4%	14 3%	27 6% e	36 4%	4 7%	24 4%	17 4%	17 4%	21 4%	20 4%
Haverhill North	43 4%	8 4%	19 6%	9 4%	7 3%	27 5%	16 3%	39 4%	3 6%	22 4%	20 5%	17 4%	21 4%	22 4%
Haverhill South	30 3%	3 2%	10 3%	9 4%	8 3%	13 3%	17 3%	27 3%	3 5%	19 3%	11 3%	8 2%	12 2%	18 4%

Columns Tested: a,b,c,d,e,f - g,h - i,j - k,l,m

West Suffolk: Creation of a Single Council Public Survey

Ward

Base: All respondents

	SEG						ETHNICITY		WORKING STATUS		AWARENESS OF PROPOSED CREATION OF NEW COUNCIL			
	Total	AB	C1	C2	DE	ABC1	C2DE	White	BAME	Working	Not working	Knowledge of	Heard of	Never heard of
		a	b	c	d	e	f	g	h	i	j	k	l	m
Significance Level: 95%														
Unweighted Total	1001	205	252	244	300	457	544	957	33	569	404	402	493	508
Weighted Total	1001	194	332	238	238	526	475	937	54	587	388	413	501	500
	100%	100%	100%	100%	100%	100%	100%	100%	100%	100%	100%	100%	100%	100%
Haverhill West	30 3%	4 2%	10 3%	12 5% d	3 1%	14 3%	15 3%	26 3%	3 6%	24 4%	6 2%	15 4%	16 3%	14 3%
Horringer and Wheletham	13 1%	2 1%	8 2% cf	1 *	2 1%	10 2%	3 1%	13 1%	- -	9 2%	4 1%	7 2%	8 2%	5 1%
Hundon	14 1%	4 2% d	6 2% d	4 1% d	- -	10 2% d	4 1%	14 1%	- -	9 2%	5 1%	4 1%	6 1%	8 2%
Ixworth	13 1%	2 1%	7 2%	1 *	2 1%	10 2%	4 1%	13 1%	- -	7 1%	5 1%	1 *	2 *	12 2% kl
Kedington	13 1%	1 *	6 2%	5 2%	2 1%	7 1%	6 1%	13 1%	- -	7 1%	5 1%	6 1%	6 1%	7 1%
Minden	27 3%	5 2%	12 4%	4 1%	6 3%	17 3%	10 2%	24 3%	1 3%	18 3%	9 2%	13 3%	14 3%	13 3%
Moreton Hall	42 4%	21 11% bcdef	11 3%	7 3%	3 1%	33 6% cdf	9 2%	42 4%	- -	24 4%	18 5%	28 7% m	31 6% m	11 2%
Northgate	14 1%	- -	- -	5 2% abe	9 4% abe	- -	14 3% abe	14 2%	- -	8 1%	6 2%	3 1%	5 1%	10 2%
Pakenham	15 1%	6 3%	3 1%	4 2%	2 1%	9 2%	6 1%	15 2%	- -	7 1%	7 2%	6 2%	7 1%	8 2%
Risby	15 1%	3 2%	2 1%	6 2%	4 2%	5 1%	10 2%	15 2%	- -	6 1%	9 2%	9 2%	10 2%	5 1%
Risbygate	26 3%	9 5%	6 2%	4 2%	8 3%	15 3%	11 2%	26 3%	- -	12 2%	13 3%	12 3%	14 3%	13 3%
Rougham	14 1%	4 2%	4 1%	3 1%	4 2%	7 1%	7 1%	13 1%	- -	7 1%	7 2%	6 1%	6 1%	8 2%
Southgate	26 3%	5 2%	5 2%	9 4%	8 3%	10 2%	16 3%	25 3%	1 3%	16 3%	9 2%	11 3%	16 3%	10 2%
St Olaves	26 3%	1 1%	10 3%	6 3%	8 3%	11 2%	15 3%	24 3%	2 3%	14 2%	11 3%	8 2%	12 2%	14 3%

Columns Tested: a,b,c,d,e,f - g,h - i,j - k,l,m

West Suffolk: Creation of a Single Council Public Survey

Ward

Base: All respondents

	Total	SEG					ETHNICITY		WORKING STATUS		AWARENESS OF PROPOSED CREATION OF NEW COUNCIL			
		AB	C1	C2	DE	ABC1	C2DE	White	BAME	Working	Not working	Knowledge of	Heard of	Never heard of
		a	b	c	d	e	f	g	h	i	j	k	l	m
Significance Level: 95%														
Unweighted Total	1001	205	252	244	300	457	544	957	33	569	404	402	493	508
Weighted Total	1001	194	332	238	238	526	475	937	54	587	388	413	501	500
	100%	100%	100%	100%	100%	100%	100%	100%	100%	100%	100%	100%	100%	100%
Stanton	17	1	12	1	3	12	4	15	2	13	2	11	12	5
	2%	*	4%	*	1%	2%	1%	2%	3%	2%	1%	3%	2%	1%
			acf							j				
Westgate	26	6	11	4	5	17	9	26	-	15	11	16	21	5
	3%	3%	3%	2%	2%	3%	2%	3%	-	3%	3%	4%	4%	1%
												m	m	
Wichambrook	14	5	2	3	3	7	7	14	-	7	5	5	7	7
	1%	3%	1%	1%	1%	1%	1%	1%	-	1%	1%	1%	1%	1%
Withersfield	14	4	5	2	2	10	4	14	-	7	7	5	7	7
	1%	2%	2%	1%	1%	2%	1%	1%	-	1%	2%	1%	1%	1%

Columns Tested: a,b,c,d,e,f - g,h - i,j - k,l,m

West Suffolk: Creation of a Single Council Public Survey

Ward

Base: All respondents

	FAVOURABILITY TOWARDS NEW SINGLE COUNCIL: FIRST Q			FAVOURABILITY TOWARDS NEW SINGLE COUNCIL: SECOND Q			CONCERN ABOUT PROPOSAL OF NEW SINGLE COUNCIL			IMPACT OF REDUCTION IN NUMBER OF CLLRS				
	Total	Favourable	Unfavourable	Don't know	Favourable	Unfavourable	Don't know	Concerned	Not concerned	Don't know	Positive	No difference	Negative	Don't know
	a	b	c	d	e	f	g	h	i	j	k	l	m	
Significance Level: 95%														
Unweighted Total	1001	643	199	159	705	214	82	420	544	37	357	339	250	55
Weighted Total	1001	647	195	159	706	216	79	424	540	37	345	338	260	58
	100%	100%	100%	100%	100%	100%	100%	100%	100%	100%	100%	100%	100%	100%
All Saints	24 2%	16 3%	3 2%	4 2%	19 3%	4 2%	1 1%	12 3%	11 2%	1 2%	13 4% k	5 1%	6 2%	- -
Brandon East	39 4%	23 4%	9 5%	7 5%	24 3%	11 5%	4 5%	15 3%	23 4%	2 5%	10 3%	17 5%	8 3%	5 8%
Brandon West	26 3%	15 2%	7 3%	5 3%	15 2%	8 4%	2 3%	15 4%	10 2%	1 2%	8 2%	7 2%	9 3%	2 3%
Eriswell and The Rows	34 3%	18 3%	11 5%	5 3%	18 3%	12 6% d	3 4%	19 5%	13 2%	2 4%	12 3%	12 4%	10 4%	- -
Exning	14 1%	8 1%	2 1%	4 3%	12 2%	2 1%	1 1%	6 1%	8 1%	1 2%	4 1%	5 2%	4 2%	1 1%
Great Heath	27 3%	14 2%	9 5%	4 3%	14 2%	8 4%	5 6% d	11 3%	16 3%	1 2%	12 3%	9 3%	5 2%	2 3%
Iceni	13 1%	9 1%	3 1%	1 1%	10 1%	2 1%	1 1%	4 1%	9 2%	- -	5 1%	5 1%	3 1%	1 1%
Lakenheath	31 3%	17 3%	7 4%	7 4%	22 3%	6 3%	3 4%	13 3%	17 3%	2 4%	14 4%	11 3%	5 2%	- -
Manor	13 1%	9 1%	4 2%	- -	8 1%	5 2%	- -	8 2%	5 1%	- -	5 1%	2 1%	6 2%	- -
Market	27 3%	12 2%	8 4%	7 4%	17 2%	9 4%	1 1%	13 3%	15 3%	- -	11 3%	5 1%	7 3%	4 8% k
Red Lodge	30 3%	22 3%	6 3%	3 2%	21 3%	6 3%	3 3%	12 3%	16 3%	3 7%	11 3%	8 2%	8 3%	3 4%
Severals	45 4%	30 5%	7 4%	8 5%	35 5%	4 2%	5 7% e	15 4%	26 5%	4 11% g	9 3%	20 6% j	11 4%	5 8% j
South	15 1%	8 1%	4 2%	3 2%	7 1%	4 2%	3 4% d	5 1%	8 1%	2 4%	10 3% k	1 *	2 1%	2 3% k
St Mary's	38 4%	23 4%	12 6% c	3 2%	21 3%	15 7% d	3 3%	21 5%	16 3%	1 2%	13 4%	12 4%	10 4%	2 4%

Columns Tested: a,b,c - d,e,f - g,h,i - j,k,l,m

Prepared by ComRes

West Suffolk: Creation of a Single Council Public Survey

Ward

Base: All respondents

	FAVOURABILITY TOWARDS NEW SINGLE COUNCIL: FIRST Q			FAVOURABILITY TOWARDS NEW SINGLE COUNCIL: SECOND Q			CONCERN ABOUT PROPOSAL OF NEW SINGLE COUNCIL			IMPACT OF REDUCTION IN NUMBER OF CLLRS				
	Total	Favourable	Unfavourable	Don't know	Favourable	Unfavourable	Don't know	Concerned	Not concerned	Don't know	Positive	No difference	Negative	Don't know
		a	b	c	d	e	f	g	h	i	j	k	l	m
Significance Level: 95%														
Unweighted Total	1001	643	199	159	705	214	82	420	544	37	357	339	250	55
Weighted Total	1001	647	195	159	706	216	79	424	540	37	345	338	260	58
	100%	100%	100%	100%	100%	100%	100%	100%	100%	100%	100%	100%	100%	100%
Abbeygate	27	12	9	6	14	12	2	15	9	2	5	9	9	4
	3%	2%	4%	4%	2%	5%	2%	4%	2%	7%	2%	3%	3%	7%
			a			d				h				j
Bardwell	16	11	1	3	14	2	-	5	11	-	6	7	2	-
	2%	2%	1%	2%	2%	1%	-	1%	2%	-	2%	2%	1%	-
Barningham	17	13	1	3	12	5	-	8	8	-	5	6	3	2
	2%	2%	*	2%	2%	2%	-	2%	2%	-	2%	2%	1%	4%
Barrow	15	11	4	1	13	2	-	5	10	-	6	6	2	1
	2%	2%	2%	*	2%	1%	-	1%	2%	-	2%	2%	1%	2%
Cavendish	13	7	3	2	8	2	2	4	8	-	6	2	4	1
	1%	1%	2%	1%	1%	1%	3%	1%	2%	-	2%	1%	2%	2%
Chedburgh	13	13	-	-	13	1	-	3	9	1	4	7	3	-
	1%	2%	-	-	2%	*	-	1%	2%	4%	1%	2%	1%	-
		b												
Clare	13	8	1	5	10	2	2	6	6	1	3	1	8	1
	1%	1%	*	3%	1%	1%	3%	2%	1%	2%	1%	*	3%	1%
													jk	
Eastgate	14	9	2	3	11	3	1	8	6	-	5	3	7	-
	1%	1%	1%	2%	1%	1%	1%	2%	1%	-	1%	1%	3%	-
Fornham	12	6	4	2	6	5	1	5	7	-	6	3	3	-
	1%	1%	2%	1%	1%	2%	1%	1%	1%	-	2%	1%	1%	-
Great Barton	14	10	1	3	11	1	2	3	10	1	7	1	4	2
	1%	2%	*	2%	2%	*	3%	1%	2%	2%	2%	*	2%	3%
											k			k
Haverhill East	41	19	13	8	23	15	3	23	15	3	10	17	13	1
	4%	3%	7%	5%	3%	7%	4%	5%	3%	8%	3%	5%	5%	2%
			a			d		h						
Haverhill North	43	23	12	8	30	10	3	21	22	-	12	12	17	1
	4%	4%	6%	5%	4%	5%	4%	5%	4%	-	4%	4%	6%	2%
Haverhill South	30	18	4	8	22	4	4	11	17	1	14	10	6	-
	3%	3%	2%	5%	3%	2%	4%	3%	3%	3%	4%	3%	2%	-
Haverhill West	30	16	8	5	18	9	3	15	14	-	5	13	9	2
	3%	3%	4%	3%	3%	4%	4%	4%	3%	-	1%	4%	4%	4%
												j		

Columns Tested: a,b,c - d,e,f - g,h,i - j,k,l,m

Prepared by ComRes

West Suffolk: Creation of a Single Council Public Survey

Ward

Base: All respondents

	FAVOURABILITY TOWARDS NEW SINGLE COUNCIL: FIRST Q			FAVOURABILITY TOWARDS NEW SINGLE COUNCIL: SECOND Q			CONCERN ABOUT PROPOSAL OF NEW SINGLE COUNCIL			IMPACT OF REDUCTION IN NUMBER OF CLLRS				
	Total	Favourable	Unfavourable	Don't know	Favourable	Unfavourable	Don't know	Concerned	Not concerned	Don't know	Positive	No difference	Negative	Don't know
	a	b	c	d	e	f	g	h	i	j	k	l	m	
Significance Level: 95%														
Unweighted Total	1001	643	199	159	705	214	82	420	544	37	357	339	250	55
Weighted Total	1001	647	195	159	706	216	79	424	540	37	345	338	260	58
	100%	100%	100%	100%	100%	100%	100%	100%	100%	100%	100%	100%	100%	100%
Horringer and Whelnetham	13 1%	11 2%	- -	2 1%	10 1%	2 1%	1 2%	4 1%	8 2%	1 4%	4 1%	5 1%	4 2%	- -
Hundon	14 1%	10 2%	3 2%	- -	11 2%	1 1%	2 2%	9 2%	5 1%	- -	4 1%	8 2%	2 1%	- -
Ixworth	13 1%	11 2%	1 1%	1 1%	12 2%	- -	1 2% e	4 1%	7 1%	2 6% gh	5 1%	2 *	3 1%	4 7% jkl
Kedington	13 1%	11 2%	1 1%	1 1%	9 1%	4 2%	1 1%	4 1%	8 1%	1 2%	3 1%	4 1%	5 2%	1 1%
Minden	27 3%	19 3%	3 2%	4 3%	23 3%	3 1%	1 1%	14 3%	13 2%	- -	9 3%	7 2%	8 3%	2 4%
Moreton Hall	42 4%	31 5%	5 3%	5 3%	32 5%	8 3%	2 3%	25 6% h	17 3%	- -	16 5%	14 4%	11 4%	2 3%
Northgate	14 1%	13 2%	2 1%	- -	11 2%	3 1%	- -	5 1%	10 2%	- -	1 *	7 2% j	5 2%	2 3%
Pakenham	15 1%	11 2%	3 2%	1 1%	8 1%	4 2%	2 3%	4 1%	11 2%	- -	3 1%	7 2%	5 2%	- -
Risby	15 1%	9 1%	4 2%	2 2%	12 2%	2 1%	1 1%	3 1%	12 2%	- -	2 1%	9 3% j	2 1%	1 2%
Risbygate	26 3%	23 4% b	1 *	2 2%	24 3% e	1 *	2 2%	5 1%	20 4% g	1 2%	14 4%	9 3%	3 1%	- -
Rougham	14 1%	11 2%	2 1%	1 *	11 2%	- -	3 4% e	6 2%	7 1%	1 4%	7 2%	4 1%	2 1%	2 4%
Southgate	26 3%	16 2%	7 3%	3 2%	19 3%	7 3%	- -	12 3%	14 3%	- -	9 3%	8 2%	7 3%	1 2%
St Olaves	26 3%	20 3%	1 1%	5 3%	21 3%	2 1%	2 3%	9 2%	15 3%	2 4%	12 3%	10 3%	3 1%	- -
Stanton	17 2%	13 2%	3 2%	1 *	15 2%	1 1%	1 1%	4 1%	12 2%	- -	6 2%	8 2%	3 1%	- -

Columns Tested: a,b,c - d,e,f - g,h,i - j,k,l,m

Prepared by ComRes

West Suffolk: Creation of a Single Council Public Survey

Ward

Base: All respondents

Significance Level: 95%

	FAVOURABILITY TOWARDS NEW SINGLE COUNCIL: FIRST Q			FAVOURABILITY TOWARDS NEW SINGLE COUNCIL: SECOND Q			CONCERN ABOUT PROPOSAL OF NEW SINGLE COUNCIL			IMPACT OF REDUCTION IN NUMBER OF CLLRS				
	Total	Favourable	Unfavourable	Don't know	Favourable	Unfavourable	Don't know	Concerned	Not concerned	Don't know	Positive	No difference	Negative	Don't know
	a	b	c	d	e	f	g	h	i	j	k	l	m	
Unweighted Total	1001	643	199	159	705	214	82	420	544	37	357	339	250	55
Weighted Total	1001	647	195	159	706	216	79	424	540	37	345	338	260	58
	100%	100%	100%	100%	100%	100%	100%	100%	100%	100%	100%	100%	100%	100%
Westgate	26	20	2	3	22	2	1	3	21	2	13	7	5	1
	3%	3%	1%	2%	3%	1%	2%	1%	4%	4%	4%	2%	2%	1%
Wichambrook	14	7	2	5	10	2	2	2	12	-	2	9	3	-
	1%	1%	1%	3%	1%	1%	2%	*	2%	-	*	3%	1%	-
Withersfield	14	10	1	3	9	4	1	8	6	-	3	5	5	1
	1%	2%	1%	2%	1%	2%	1%	2%	1%	-	1%	2%	2%	1%

Columns Tested: a,b,c - d,e,f - g,h,i - j,k,l,m

West Suffolk: Creation of a Single Council Public Survey

S0. In order to speak to a representative cross-section of the local population, could I please speak to the youngest male or female aged 18 or above in the household?

Base: All respondents

Significance Level: 95%

	COUNCIL AREA		GENDER		AGE									
	Total	Forest Heath District	St Edmundsbury Borough	Male	Female	18-24	25-34	35-44	45-54	55-64	65+	18-34	35-54	55+
	a	b	c	d	e	f	g	h	i	j	k	l	m	
Unweighted Total	1001	401	600	504	497	82	184	189	165	155	226	266	354	381
Weighted Total	1001	376	625	504	497	104	164	187	165	155	226	268	352	381
	100%	100%	100%	100%	100%	100%	100%	100%	100%	100%	100%	100%	100%	100%
Yes - speaking	1001	376	625	504	497	104	164	187	165	155	226	268	352	381
	100%	100%	100%	100%	100%	100%	100%	100%	100%	100%	100%	100%	100%	100%
Not on phone at present (PLEASE ASK TO BE TRANSFERRED/MAKE A CALLBACK)	-	-	-	-	-	-	-	-	-	-	-	-	-	-
	-	-	-	-	-	-	-	-	-	-	-	-	-	-

Columns Tested: a,b - c,d - e,f,g,h,i,j,k,l,m

West Suffolk: Creation of a Single Council Public Survey

S0. In order to speak to a representative cross-section of the local population, could I please speak to the youngest male or female aged 18 or above in the household?

Base: All respondents

Significance Level: 95%

	Total	SEG						ETHNICITY		WORKING STATUS		AWARENESS OF PROPOSED CREATION OF NEW COUNCIL		
		AB	C1	C2	DE	ABC1	C2DE	White	BAME	Working	Not working	Knowledge of	Heard of	Never heard of
		a	b	c	d	e	f	g	h	i	j	k	l	m
Unweighted Total	1001	205	252	244	300	457	544	957	33	569	404	402	493	508
Weighted Total	1001	194	332	238	238	526	475	937	54	587	388	413	501	500
	100%	100%	100%	100%	100%	100%	100%	100%	100%	100%	100%	100%	100%	100%
Yes - speaking	1001	194	332	238	238	526	475	937	54	587	388	413	501	500
	100%	100%	100%	100%	100%	100%	100%	100%	100%	100%	100%	100%	100%	100%
Not on phone at present (PLEASE ASK TO BE TRANSFERRED/MAKE A CALLBACK)	-	-	-	-	-	-	-	-	-	-	-	-	-	-
	-	-	-	-	-	-	-	-	-	-	-	-	-	-

Columns Tested: a,b,c,d,e,f - g,h - i,j - k,l,m

West Suffolk: Creation of a Single Council Public Survey

S0. In order to speak to a representative cross-section of the local population, could I please speak to the youngest male or female aged 18 or above in the household?

Base: All respondents

Significance Level: 95%

	FAVOURABILITY TOWARDS NEW SINGLE COUNCIL: FIRST Q			FAVOURABILITY TOWARDS NEW SINGLE COUNCIL: SECOND Q			CONCERN ABOUT PROPOSAL OF NEW SINGLE COUNCIL			IMPACT OF REDUCTION IN NUMBER OF CLLRS				
	Total	Favourable	Unfavourable	Don't know	Favourable	Unfavourable	Don't know	Concerned	Not concerned	Don't know	Positive	No difference	Negative	Don't know
		a	b	c	d	e	f	g	h	i	j	k	l	m
Unweighted Total	1001	643	199	159	705	214	82	420	544	37	357	339	250	55
Weighted Total	1001	647	195	159	706	216	79	424	540	37	345	338	260	58
	100%	100%	100%	100%	100%	100%	100%	100%	100%	100%	100%	100%	100%	100%
Yes - speaking	1001	647	195	159	706	216	79	424	540	37	345	338	260	58
	100%	100%	100%	100%	100%	100%	100%	100%	100%	100%	100%	100%	100%	100%
Not on phone at present (PLEASE ASK TO BE TRANSFERRED/MAKE A CALLBACK)	-	-	-	-	-	-	-	-	-	-	-	-	-	-
	-	-	-	-	-	-	-	-	-	-	-	-	-	-

Columns Tested: a,b,c - d,e,f - g,h,i - j,k,l,m

West Suffolk: Creation of a Single Council Public Survey

S1. Can I start by checking whether your main residence is in the Forest Heath District Council area, the St Edmundsbury Borough Council area, or somewhere else?

Base: All respondents

Significance Level: 95%

	COUNCIL AREA		GENDER		AGE									
	Total	Forest Heath District	St Edmundsbury Borough	Male	Female	18-24	25-34	35-44	45-54	55-64	65+	18-34	35-54	55+
	a	b	c	d	e	f	g	h	i	j	k	l	m	
Unweighted Total	1001	401	600	504	497	82	184	189	165	155	226	266	354	381
Weighted Total	1001	376	625	504	497	104	164	187	165	155	226	268	352	381
	100%	100%	100%	100%	100%	100%	100%	100%	100%	100%	100%	100%	100%	100%
Forest Heath District council area	376	376	-	185	190	24	53	74	67	65	92	78	141	157
	38%	100%	-	37%	38%	23%	33%	40%	41%	42%	41%	29%	40%	41%
		b					ek	ek	ek	ek			ek	ek
St Edmundsbury Borough council area	625	-	625	318	307	80	110	113	98	91	134	190	211	224
	62%	-	100%	63%	62%	77%	67%	60%	59%	58%	59%	71%	60%	59%
		a				ghijlm						ghijlm		
Somewhere else	-	-	-	-	-	-	-	-	-	-	-	-	-	-
	-	-	-	-	-	-	-	-	-	-	-	-	-	-

Columns Tested: a,b - c,d - e,f,g,h,i,j,k,l,m

West Suffolk: Creation of a Single Council Public Survey

S1. Can I start by checking whether your main residence is in the Forest Heath District Council area, the St Edmundsbury Borough Council area, or somewhere else?

Base: All respondents

	Total	SEG					ETHNICITY		WORKING STATUS		AWARENESS OF PROPOSED CREATION OF NEW COUNCIL			
		AB	C1	C2	DE	ABC1	C2DE	White	BAME	Working	Not working	Knowledge of	Heard of	Never heard of
		a	b	c	d	e	f	g	h	i	j	k	l	m
Significance Level: 95%														
Unweighted Total	1001	205	252	244	300	457	544	957	33	569	404	402	493	508
Weighted Total	1001	194	332	238	238	526	475	937	54	587	388	413	501	500
	100%	100%	100%	100%	100%	100%	100%	100%	100%	100%	100%	100%	100%	100%
Forest Heath District council area	376	60	126	78	111	186	190	345	28	227	137	144	178	198
	38%	31%	38%	33%	47%	35%	40%	37%	51%	39%	35%	35%	36%	40%
					abce		a							
St Edmundsbury Borough council area	625	134	206	159	126	340	286	592	26	360	252	269	323	303
	62%	69%	62%	67%	53%	65%	60%	63%	49%	61%	65%	65%	64%	60%
		df	d	d	d	d	d							
Somewhere else	-	-	-	-	-	-	-	-	-	-	-	-	-	-
	-	-	-	-	-	-	-	-	-	-	-	-	-	-

Columns Tested: a,b,c,d,e,f - g,h - i,j - k,l,m

West Suffolk: Creation of a Single Council Public Survey

S1. Can I start by checking whether your main residence is in the Forest Heath District Council area, the St Edmundsbury Borough Council area, or somewhere else?

Base: All respondents

	FAVOURABILITY TOWARDS NEW SINGLE COUNCIL: FIRST Q			FAVOURABILITY TOWARDS NEW SINGLE COUNCIL: SECOND Q			CONCERN ABOUT PROPOSAL OF NEW SINGLE COUNCIL			IMPACT OF REDUCTION IN NUMBER OF CLLRS				
	Total	Favourable	Unfavourable	Don't know	Favourable	Unfavourable	Don't know	Concerned	Not concerned	Don't know	Positive	No difference	Negative	Don't know
		a	b	c	d	e	f	g	h	i	j	k	l	m
Significance Level: 95%														
Unweighted Total	1001	643	199	159	705	214	82	420	544	37	357	339	250	55
Weighted Total	1001	647	195	159	706	216	79	424	540	37	345	338	260	58
	100%	100%	100%	100%	100%	100%	100%	100%	100%	100%	100%	100%	100%	100%
Forest Heath District council area	376	224	91	61	243	99	34	169	190	17	137	119	94	25
	38%	35%	47%	38%	34%	46%	43%	40%	35%	47%	40%	35%	36%	43%
		a			d									
St Edmundsbury Borough council area	625	423	103	99	463	117	46	256	350	19	208	218	166	33
	62%	65%	53%	62%	66%	54%	57%	60%	65%	53%	60%	65%	64%	57%
		b			e									
Somewhere else	-	-	-	-	-	-	-	-	-	-	-	-	-	-
	-	-	-	-	-	-	-	-	-	-	-	-	-	-

Columns Tested: a,b,c - d,e,f - g,h,i - j,k,l,m

West Suffolk: Creation of a Single Council Public Survey

S2. Are you eligible to vote in Local Government elections in Forest Heath or St Edmundsbury?

You are eligible if you are 18+ and either..

A British citizen living in the UK

A Commonwealth citizen living in the UK

AN EU or Irish citizen living in the UK

Registered to vote as a service voter or crown servant

A British citizen living abroad but registered to vote in Britain

Base: All respondents

Significance Level: 95%

	COUNCIL AREA		GENDER		AGE									
	Total	Forest Heath District	St Edmundsbury Borough	Male	Female	18-24	25-34	35-44	45-54	55-64	65+	18-34	35-54	55+
	a	b	c	d	e	f	g	h	i	j	k	l	m	
Unweighted Total	1001	401	600	504	497	82	184	189	165	155	226	266	354	381
Weighted Total	1001	376	625	504	497	104	164	187	165	155	226	268	352	381
	100%	100%	100%	100%	100%	100%	100%	100%	100%	100%	100%	100%	100%	100%
Yes	1001	376	625	504	497	104	164	187	165	155	226	268	352	381
	100%	100%	100%	100%	100%	100%	100%	100%	100%	100%	100%	100%	100%	100%
No	-	-	-	-	-	-	-	-	-	-	-	-	-	-
	-	-	-	-	-	-	-	-	-	-	-	-	-	-
Don't know	-	-	-	-	-	-	-	-	-	-	-	-	-	-
	-	-	-	-	-	-	-	-	-	-	-	-	-	-

Columns Tested: a,b - c,d - e,f,g,h,i,j,k,l,m

West Suffolk: Creation of a Single Council Public Survey

S2. Are you eligible to vote in Local Government elections in Forest Heath or St Edmundsbury?

You are eligible if you are 18+ and either..

A British citizen living in the UK

A Commonwealth citizen living in the UK

AN EU or Irish citizen living in the UK

Registered to vote as a service voter or crown servant

A British citizen living abroad but registered to vote in Britain

Base: All respondents

	Total	SEG					ETHNICITY		WORKING STATUS		AWARENESS OF PROPOSED CREATION OF NEW COUNCIL			
		AB	C1	C2	DE	ABC1	C2DE	White	BAME	Working	Not working	Knowledge of	Heard of	Never heard of
		a	b	c	d	e	f	g	h	i	j	k	l	m
Significance Level: 95%														
Unweighted Total	1001	205	252	244	300	457	544	957	33	569	404	402	493	508
Weighted Total	1001	194	332	238	238	526	475	937	54	587	388	413	501	500
	100%	100%	100%	100%	100%	100%	100%	100%	100%	100%	100%	100%	100%	100%
Yes	1001	194	332	238	238	526	475	937	54	587	388	413	501	500
	100%	100%	100%	100%	100%	100%	100%	100%	100%	100%	100%	100%	100%	100%
No	-	-	-	-	-	-	-	-	-	-	-	-	-	-
	-	-	-	-	-	-	-	-	-	-	-	-	-	-
Don't know	-	-	-	-	-	-	-	-	-	-	-	-	-	-
	-	-	-	-	-	-	-	-	-	-	-	-	-	-

Columns Tested: a,b,c,d,e,f - g,h - i,j - k,l,m

West Suffolk: Creation of a Single Council Public Survey

S2. Are you eligible to vote in Local Government elections in Forest Heath or St Edmundsbury?

You are eligible if you are 18+ and either..

A British citizen living in the UK

A Commonwealth citizen living in the UK

AN EU or Irish citizen living in the UK

Registered to vote as a service voter or crown servant

A British citizen living abroad but registered to vote in Britain

Base: All respondents

	FAVOURABILITY TOWARDS NEW SINGLE COUNCIL: FIRST Q			FAVOURABILITY TOWARDS NEW SINGLE COUNCIL: SECOND Q			CONCERN ABOUT PROPOSAL OF NEW SINGLE COUNCIL			IMPACT OF REDUCTION IN NUMBER OF CLLRS				
	Total	Favourable	Unfavourable	Don't know	Favourable	Unfavourable	Don't know	Concerned	Not concerned	Don't know	Positive	No difference	Negative	Don't know
	a	b	c	d	e	f	g	h	i	j	k	l	m	
Significance Level: 95%														
Unweighted Total	1001	643	199	159	705	214	82	420	544	37	357	339	250	55
Weighted Total	1001	647	195	159	706	216	79	424	540	37	345	338	260	58
	100%	100%	100%	100%	100%	100%	100%	100%	100%	100%	100%	100%	100%	100%
Yes	1001	647	195	159	706	216	79	424	540	37	345	338	260	58
	100%	100%	100%	100%	100%	100%	100%	100%	100%	100%	100%	100%	100%	100%
No	-	-	-	-	-	-	-	-	-	-	-	-	-	-
	-	-	-	-	-	-	-	-	-	-	-	-	-	-
Don't know	-	-	-	-	-	-	-	-	-	-	-	-	-	-
	-	-	-	-	-	-	-	-	-	-	-	-	-	-

Columns Tested: a,b,c - d,e,f - g,h,i - j,k,l,m

West Suffolk: Creation of a Single Council Public Survey

S3. Are you currently a District Councillor serving in West Suffolk?

Base: All respondents

Significance Level: 95%

	COUNCIL AREA		GENDER		AGE									
	Forest Heath District	St Edmundsbury Borough	Male	Female	18-24	25-34	35-44	45-54	55-64	65+	18-34	35-54	55+	
Total	a	b	c	d	e	f	g	h	i	j	k	l	m	
Unweighted Total	1001	401	600	504	497	82	184	189	165	155	226	266	354	381
Weighted Total	1001	376	625	504	497	104	164	187	165	155	226	268	352	381
	100%	100%	100%	100%	100%	100%	100%	100%	100%	100%	100%	100%	100%	100%
Yes	-	-	-	-	-	-	-	-	-	-	-	-	-	-
No	1001	376	625	504	497	104	164	187	165	155	226	268	352	381
	100%	100%	100%	100%	100%	100%	100%	100%	100%	100%	100%	100%	100%	100%

Columns Tested: a,b - c,d - e,f,g,h,i,j,k,l,m

West Suffolk: Creation of a Single Council Public Survey

S3. Are you currently a District Councillor serving in West Suffolk?

Base: All respondents

	Total	SEG						ETHNICITY		WORKING STATUS		AWARENESS OF PROPOSED CREATION OF NEW COUNCIL		
		AB	C1	C2	DE	ABC1	C2DE	White	BAME	Working	Not working	Knowledge of	Heard of	Never heard of
		a	b	c	d	e	f	g	h	i	j	k	l	m
Significance Level: 95%														
Unweighted Total	1001	205	252	244	300	457	544	957	33	569	404	402	493	508
Weighted Total	1001	194	332	238	238	526	475	937	54	587	388	413	501	500
	100%	100%	100%	100%	100%	100%	100%	100%	100%	100%	100%	100%	100%	100%
Yes	-	-	-	-	-	-	-	-	-	-	-	-	-	-
No	1001	194	332	238	238	526	475	937	54	587	388	413	501	500
	100%	100%	100%	100%	100%	100%	100%	100%	100%	100%	100%	100%	100%	100%

Columns Tested: a,b,c,d,e,f - g,h - i,j - k,l,m

West Suffolk: Creation of a Single Council Public Survey

S3. Are you currently a District Councillor serving in West Suffolk?

Base: All respondents

Significance Level: 95%

	FAVOURABILITY TOWARDS NEW SINGLE COUNCIL: FIRST Q			FAVOURABILITY TOWARDS NEW SINGLE COUNCIL: SECOND Q			CONCERN ABOUT PROPOSAL OF NEW SINGLE COUNCIL			IMPACT OF REDUCTION IN NUMBER OF CLLRS				
	Total	Favourable	Unfavourable	Don't know	Favourable	Unfavourable	Don't know	Concerned	Not concerned	Don't know	Positive	No difference	Negative	Don't know
	a	b	c	d	e	f	g	h	i	j	k	l	m	
Unweighted Total	1001	643	199	159	705	214	82	420	544	37	357	339	250	55
Weighted Total	1001	647	195	159	706	216	79	424	540	37	345	338	260	58
	100%	100%	100%	100%	100%	100%	100%	100%	100%	100%	100%	100%	100%	100%
Yes	-	-	-	-	-	-	-	-	-	-	-	-	-	-
No	1001	647	195	159	706	216	79	424	540	37	345	338	260	58
	100%	100%	100%	100%	100%	100%	100%	100%	100%	100%	100%	100%	100%	100%

Columns Tested: a,b,c - d,e,f - g,h,i - j,k,l,m

West Suffolk: Creation of a Single Council Public Survey

D1. Which of the following age groups do you fall into?

Base: All respondents

	COUNCIL AREA			GENDER		AGE								
	Total	Forest Heath District	St Edmundsbury Borough	Male	Female	18-24	25-34	35-44	45-54	55-64	65+	18-34	35-54	55+
	a	b	c	d	e	f	g	h	i	j	k	l	m	
Significance Level: 95%														
Unweighted Total	1001	401	600	504	497	82	184	189	165	155	226	266	354	381
Weighted Total	1001	376	625	504	497	104	164	187	165	155	226	268	352	381
	100%	100%	100%	100%	100%	100%	100%	100%	100%	100%	100%	100%	100%	100%
Under 18	-	-	-	-	-	-	-	-	-	-	-	-	-	-
18 - 24	104	24	80	55	49	104	-	-	-	-	-	104	-	-
	10%	6%	13%	11%	10%	100%	-	-	-	-	-	39%	-	-
		a			fghijklm						fghijlm			
25 - 34	164	53	110	89	74	-	164	-	-	-	-	164	-	-
	16%	14%	18%	18%	15%	-	100%	-	-	-	-	61%	-	-
					eghijklm						eghijlm			
35 - 44	187	74	113	108	79	-	-	187	-	-	-	-	187	-
	19%	20%	18%	21%	16%	-	-	100%	-	-	-	-	53%	-
				d				efhijklm					efhijklm	
45 - 54	164	67	97	63	101	-	-	-	164	-	-	-	164	-
	16%	18%	16%	12%	20%	-	-	-	99%	-	-	-	47%	-
				c				efgijklm					efgijklm	
55 - 64	155	65	91	73	82	-	-	-	-	155	-	-	-	155
	16%	17%	14%	14%	17%	-	-	-	-	100%	-	-	-	41%
										efghijklm				efghjkl
65+	226	92	134	114	111	-	-	-	-	-	226	-	-	226
	23%	25%	21%	23%	22%	-	-	-	-	-	100%	-	-	59%
											efghiklm			efghikl
Refused	1	-	1	1	-	-	-	-	1	-	-	-	1	-
	*	-	*	*	-	-	-	-	1%	-	-	-	*	-

Columns Tested: a,b - c,d - e,f,g,h,i,j,k,l,m

West Suffolk: Creation of a Single Council Public Survey

D1. Which of the following age groups do you fall into?

Base: All respondents

	Total	SEG						ETHNICITY		WORKING STATUS		AWARENESS OF PROPOSED CREATION OF NEW COUNCIL		
		AB	C1	C2	DE	ABC1	C2DE	White	BAME	Working	Not working	Knowledge of	Heard of	Never heard of
		a	b	c	d	e	f	g	h	i	j	k	l	m
Significance Level: 95%														
Unweighted Total	1001	205	252	244	300	457	544	957	33	569	404	402	493	508
Weighted Total	1001	194	332	238	238	526	475	937	54	587	388	413	501	500
	100%	100%	100%	100%	100%	100%	100%	100%	100%	100%	100%	100%	100%	100%
Under 18	-	-	-	-	-	-	-	-	-	-	-	-	-	-
18 - 24	104	17	43	28	15	60	44	97	5	72	29	38	40	64
	10%	9%	13%	12%	7%	12%	9%	10%	10%	12%	7%	9%	8%	13%
			d	d		d				j				l
25 - 34	164	26	61	42	35	87	77	148	14	112	45	47	59	105
	16%	14%	18%	18%	15%	17%	16%	16%	26%	19%	12%	11%	12%	21%
										j				kl
35 - 44	187	44	70	36	37	115	72	170	15	139	41	74	88	99
	19%	23%	21%	15%	15%	22%	15%	18%	27%	24%	11%	18%	18%	20%
		cdf	f			cdf				j				
45 - 54	164	37	66	35	27	103	61	154	8	144	17	60	82	82
	16%	19%	20%	15%	11%	20%	13%	16%	15%	24%	4%	15%	16%	16%
		df	df			df				j				
55 - 64	155	28	49	42	37	77	79	147	7	105	50	69	84	71
	16%	14%	15%	18%	16%	15%	17%	16%	13%	18%	13%	17%	17%	14%
										j				
65+	226	42	42	55	87	84	142	220	5	16	205	124	148	78
	23%	21%	13%	23%	37%	16%	30%	24%	10%	3%	53%	30%	29%	16%
		b		be	abcef		abce			i		m	m	
Refused	1	-	-	1	-	-	1	1	-	-	1	-	-	1
	*	-	-	*	-	-	*	*	-	-	*	-	-	*

Columns Tested: a,b,c,d,e,f - g,h - i,j - k,l,m

West Suffolk: Creation of a Single Council Public Survey

D1. Which of the following age groups do you fall into?

Base: All respondents

	FAVOURABILITY TOWARDS NEW SINGLE COUNCIL: FIRST Q			FAVOURABILITY TOWARDS NEW SINGLE COUNCIL: SECOND Q			CONCERN ABOUT PROPOSAL OF NEW SINGLE COUNCIL			IMPACT OF REDUCTION IN NUMBER OF CLLRS				
	Total	Favourable	Unfavourable	Don't know	Favourable	Unfavourable	Don't know	Concerned	Not concerned	Don't know	Positive	No difference	Negative	Don't know
	a	b	c	d	e	f	g	h	i	j	k	l	m	
Significance Level: 95%														
Unweighted Total	1001	643	199	159	705	214	82	420	544	37	357	339	250	55
Weighted Total	1001	647	195	159	706	216	79	424	540	37	345	338	260	58
	100%	100%	100%	100%	100%	100%	100%	100%	100%	100%	100%	100%	100%	100%
Under 18	-	-	-	-	-	-	-	-	-	-	-	-	-	-
18 - 24	104	82	13	9	80	17	7	34	65	4	29	42	25	7
	10%	13%	7%	6%	11%	8%	8%	8%	12%	12%	8%	12%	10%	13%
25 - 34	164	101	40	23	110	46	8	71	87	5	60	56	40	8
	16%	16%	21%	14%	16%	21%	11%	17%	16%	15%	17%	17%	15%	14%
35 - 44	187	116	26	44	137	37	13	76	103	8	65	56	48	18
	19%	18%	13%	28%	19%	17%	16%	18%	19%	23%	19%	17%	19%	31%
45 - 54	164	98	33	33	116	29	20	59	102	3	49	61	43	11
	16%	15%	17%	21%	16%	13%	25%	14%	19%	8%	14%	18%	17%	20%
55 - 64	155	108	29	18	110	36	10	70	80	5	55	55	41	5
	16%	17%	15%	11%	16%	16%	12%	17%	15%	14%	16%	16%	16%	8%
65+	226	140	54	32	152	52	22	113	103	10	87	68	62	9
	23%	22%	28%	20%	21%	24%	28%	27%	19%	28%	25%	20%	24%	15%
Refused	1	1	-	-	1	-	-	-	1	-	1	-	-	-
	*	*	-	-	*	-	-	-	*	-	*	-	-	-

Columns Tested: a,b,c - d,e,f - g,h,i - j,k,l,m

West Suffolk: Creation of a Single Council Public Survey

D2. Gender

Base: All respondents

Significance Level: 95%

	COUNCIL AREA		GENDER		AGE									
	Forest Heath District	St Edmundsbury Borough	Male	Female	18-24	25-34	35-44	45-54	55-64	65+	18-34	35-54	55+	
Total	a	b	c	d	e	f	g	h	i	j	k	l	m	
Unweighted Total	1001	401	600	504	497	82	184	189	165	155	226	266	354	381
Weighted Total	1001	376	625	504	497	104	164	187	165	155	226	268	352	381
	100%	100%	100%	100%	100%	100%	100%	100%	100%	100%	100%	100%	100%	100%
Male	504	185	318	504	-	55	89	108	64	73	114	145	171	187
	50%	49%	51%	100%	-	53%	55%	58%	39%	47%	51%	54%	49%	49%
				d		h	h	hil		h	h	h	h	h
Female	497	190	307	-	497	49	74	79	101	82	111	123	181	194
	50%	51%	49%	-	100%	47%	45%	42%	61%	53%	49%	46%	51%	51%
				c				efgijklm	g				g	

Columns Tested: a,b - c,d - e,f,g,h,i,j,k,l,m

West Suffolk: Creation of a Single Council Public Survey

D2. Gender

Base: All respondents

Significance Level: 95%

	SEG						ETHNICITY		WORKING STATUS		AWARENESS OF PROPOSED CREATION OF NEW COUNCIL			
	Total	AB	C1	C2	DE	ABC1	C2DE	White	BAME	Working	Not working	Knowledge of	Heard of	Never heard of
	a	b	c	d	e	f	g	h	i	j	k	l	m	
Unweighted Total	1001	205	252	244	300	457	544	957	33	569	404	402	493	508
Weighted Total	1001	194	332	238	238	526	475	937	54	587	388	413	501	500
	100%	100%	100%	100%	100%	100%	100%	100%	100%	100%	100%	100%	100%	100%
Male	504	118	167	122	97	285	218	482	17	294	192	250	291	213
	50%	61%	50%	51%	41%	54%	46%	51%	31%	50%	49%	61%	58%	43%
		bcd	d	d		df		h				m	m	
Female	497	76	164	116	141	241	257	455	37	293	196	162	210	287
	50%	39%	50%	49%	59%	46%	54%	49%	69%	50%	51%	39%	42%	57%
		a	a	abce		ae		g						kl

Columns Tested: a,b,c,d,e,f - g,h - i,j - k,l,m

West Suffolk: Creation of a Single Council Public Survey

D2. Gender

Base: All respondents

Significance Level: 95%

Unweighted Total

Weighted Total

Male

Female

Columns Tested: a,b,c - d,e,f - g,h,i - j,k,l,m

	FAVOURABILITY TOWARDS NEW SINGLE COUNCIL: FIRST Q			FAVOURABILITY TOWARDS NEW SINGLE COUNCIL: SECOND Q			CONCERN ABOUT PROPOSAL OF NEW SINGLE COUNCIL			IMPACT OF REDUCTION IN NUMBER OF CLLRS				
	Total	Favourable	Unfavourable	Don't know	Favourable	Unfavourable	Don't know	Concerned	Not concerned	Don't know	Positive	No difference	Negative	Don't know
	a	b	c	d	e	f	g	h	i	j	k	l	m	
Unweighted Total	1001	643	199	159	705	214	82	420	544	37	357	339	250	55
Weighted Total	1001	647	195	159	706	216	79	424	540	37	345	338	260	58
	100%	100%	100%	100%	100%	100%	100%	100%	100%	100%	100%	100%	100%	100%
Male	504	318	111	74	350	121	33	219	271	13	192	162	129	20
	50%	49%	57%	47%	50%	56%	41%	52%	50%	35%	56%	48%	50%	34%
					f						km		m	
Female	497	329	84	85	356	95	47	205	269	24	153	176	131	38
	50%	51%	43%	53%	50%	44%	59%	48%	50%	65%	44%	52%	50%	66%
					e						j		jl	

West Suffolk: Creation of a Single Council Public Survey

D3. Which of the following best describes the employment status of the Chief Income Earner in your household?

Base: All respondents

	COUNCIL AREA		GENDER		AGE									
	Total	Forest Heath District	St Edmundsbury Borough	Male	Female	18-24	25-34	35-44	45-54	55-64	65+	18-34	35-54	55+
	a	b	c	d	e	f	g	h	i	j	k	l	m	
Significance Level: 95%														
Unweighted Total	1001	401	600	504	497	82	184	189	165	155	226	266	354	381
Weighted Total	1001	376	625	504	497	104	164	187	165	155	226	268	352	381
	100%	100%	100%	100%	100%	100%	100%	100%	100%	100%	100%	100%	100%	100%
Working full time	567 57%	204 54%	363 58%	295 59%	272 55%	83 80%	113 69%	132 71%	134 81%	91 59%	13 6%	197 73%	266 76%	104 27%
						ijm	ijm	ijm	fgijm	jm		ijm	ijm	j
Working part time	94 9%	41 11%	53 8%	30 6%	64 13%	11 10%	14 8%	17 9%	20 12%	17 11%	15 7%	24 9%	37 10%	32 8%
					c									
Retired	271 27%	101 27%	169 27%	150 30%	121 24%	- -	10 6%	28 15%	2 1%	37 24%	192 85%	10 4%	31 9%	230 60%
							eh	efhkl		efghkl	efghiklm		ehk	efghikl
Student	7 1%	2 1%	4 1%	3 1%	4 1%	3 3%	1 1%	1 1%	1 1%	- -	- -	4 2%	3 1%	- -
						ijm						m		
Not working/Sick/Disabled/Working less than eight hours a week	33 3%	16 4%	17 3%	9 2%	24 5%	3 3%	9 5%	7 4%	6 4%	8 5%	1 *	12 4%	13 4%	9 2%
					c	j	j	j	j	j	*	j	j	
None of these	8 1%	3 1%	5 1%	4 1%	3 1%	3 3%	2 1%	1 1%	- -	1 *	1 *	5 2%	1 *	1 *
						hlm								
Refused	21 2%	8 2%	14 2%	13 3%	9 2%	1 1%	15 9%	- -	1 1%	1 1%	3 2%	16 6%	1 *	4 1%
							eghijlm					ghijlm		

Columns Tested: a,b - c,d - e,f,g,h,i,j,k,l,m

West Suffolk: Creation of a Single Council Public Survey

D3. Which of the following best describes the employment status of the Chief Income Earner in your household?

Base: All respondents

	Total	SEG						ETHNICITY		WORKING STATUS		AWARENESS OF PROPOSED CREATION OF NEW COUNCIL		
		AB	C1	C2	DE	ABC1	C2DE	White	BAME	Working	Not working	Knowledge of	Heard of	Never heard of
		a	b	c	d	e	f	g	h	i	j	k	l	m
Significance Level: 95%														
Unweighted Total	1001	205	252	244	300	457	544	957	33	569	404	402	493	508
Weighted Total	1001	194	332	238	238	526	475	937	54	587	388	413	501	500
	100%	100%	100%	100%	100%	100%	100%	100%	100%	100%	100%	100%	100%	100%
Working full time	567	125	233	154	55	358	209	523	37	503	56	214	260	308
	57%	65%	70%	65%	23%	68%	44%	56%	68%	86%	14%	52%	52%	62%
		df	df	df		df	d			j				kl
Working part time	94	12	42	15	25	54	40	89	5	72	19	35	45	48
	9%	6%	13%	6%	10%	10%	8%	9%	9%	12%	5%	9%	9%	10%
			ac							j				
Retired	271	55	44	60	111	99	171	264	5	9	258	141	169	102
	27%	28%	13%	25%	47%	19%	36%	28%	10%	1%	66%	34%	34%	20%
		be		be	abcef		abce	h		i		m	m	
Student	7	-	7	-	-	7	-	5	-	-	7	2	2	4
	1%	-	2%	-	-	1%	-	1%	-	-	2%	1%	*	1%
			acdf			df				i				
Not working/Sick/Disabled/Working less than eight hours a week	33	-	-	-	33	-	33	28	6	1	29	4	7	26
	3%	-	-	-	14%	-	7%	3%	10%	*	8%	1%	1%	5%
					abcef		abce		g		i			kl
None of these	8	-	-	-	8	-	8	8	-	1	6	3	4	3
	1%	-	-	-	3%	-	2%	1%	-	*	1%	1%	1%	1%
					abce		bce			i				
Refused	21	2	6	9	5	8	14	19	2	2	14	13	13	8
	2%	1%	2%	4%	2%	2%	3%	2%	3%	*	4%	3%	3%	2%
										i				

Columns Tested: a,b,c,d,e,f - g,h - i,j - k,l,m

West Suffolk: Creation of a Single Council Public Survey

D3. Which of the following best describes the employment status of the Chief Income Earner in your household?

Base: All respondents

	FAVOURABILITY TOWARDS NEW SINGLE COUNCIL: FIRST Q			FAVOURABILITY TOWARDS NEW SINGLE COUNCIL: SECOND Q			CONCERN ABOUT PROPOSAL OF NEW SINGLE COUNCIL			IMPACT OF REDUCTION IN NUMBER OF CLLRS				
	Total	Favourable	Unfavourable	Don't know	Favourable	Unfavourable	Don't know	Concerned	Not concerned	Don't know	Positive	No difference	Negative	Don't know
		a	b	c	d	e	f	g	h	i	j	k	l	m
Significance Level: 95%														
Unweighted Total	1001	643	199	159	705	214	82	420	544	37	357	339	250	55
Weighted Total	1001	647	195	159	706	216	79	424	540	37	345	338	260	58
	100%	100%	100%	100%	100%	100%	100%	100%	100%	100%	100%	100%	100%	100%
Working full time	567	371	102	94	409	126	32	220	331	17	187	209	146	25
	57%	57%	53%	59%	58%	58%	41%	52%	61%	46%	54%	62%	56%	43%
					f	f			g			jm		
Working part time	94	62	17	14	65	18	11	46	46	2	33	25	25	10
	9%	10%	9%	9%	9%	8%	14%	11%	8%	6%	10%	7%	10%	18%
														k
Retired	271	171	63	37	185	57	28	127	132	12	100	84	72	14
	27%	26%	32%	23%	26%	26%	36%	30%	24%	33%	29%	25%	28%	25%
Student	7	3	2	2	3	2	1	2	3	1	1	4	-	1
	1%	*	1%	1%	*	1%	2%	1%	1%	4%	*	1%	-	2%
										gh				l
Not working/Sick/Disabled/Working less than eight hours a week	33	23	4	7	23	8	2	19	14	1	11	8	8	6
	3%	4%	2%	4%	3%	4%	3%	5%	3%	2%	3%	2%	3%	10%
														ijkl
None of these	8	1	3	3	4	2	1	3	4	1	4	1	2	-
	1%	*	2%	2%	1%	1%	2%	1%	1%	2%	1%	*	1%	-
			a	a										
Refused	21	15	4	3	15	4	2	8	12	2	8	6	7	1
	2%	2%	2%	2%	2%	2%	3%	2%	2%	6%	2%	2%	3%	2%

Columns Tested: a,b,c - d,e,f - g,h,i - j,k,l,m

West Suffolk: Creation of a Single Council Public Survey

D4. Does the Chief Income Earner have a private pension or allowance?

Base: All retired

	COUNCIL AREA		GENDER		AGE									
	Total	Forest Heath District	St Edmundsbury Borough	Male	Female	18-24	25-34	35-44	45-54	55-64	65+	18-34	35-54	55+
	a	b	c	d	*e	*f	g	*h	i	j	*k	l	m	
Significance Level: 95%														
Unweighted Total	285	115	170	157	128	-	12	35	3	40	195	12	38	235
Weighted Total	271	101	169	150	121	-	10	28	2	37	192	10	31	230
	100%	100%	100%	100%	100%	-	100%	100%	100%	100%	100%	100%	100%	100%
Yes	189	63	126	113	76	-	7	22	2	25	134	7	23	159
	70%	62%	74%	75%	63%	-	66%	76%	71%	66%	70%	66%	76%	69%
		a	d											
No	64	30	34	25	39	-	3	4	1	11	45	3	5	56
	24%	30%	20%	17%	32%	-	27%	14%	29%	29%	24%	27%	15%	25%
				c										
Prefer not to say	18	8	10	12	6	-	1	3	-	2	13	1	3	15
	7%	8%	6%	8%	5%	-	6%	9%	-	4%	7%	6%	9%	6%

Columns Tested: a,b - c,d - e,f,g,h,i,j,k,l,m

West Suffolk: Creation of a Single Council Public Survey

D4. Does the Chief Income Earner have a private pension or allowance?

Base: All retired

	Total	SEG						ETHNICITY		WORKING STATUS		AWARENESS OF PROPOSED CREATION OF NEW COUNCIL		
		AB	C1	C2	DE	ABC1	C2DE	White	BAME	Working	Not working	Knowledge of	Heard of	Never heard of
		a	b	c	d	e	f	g	*h	*i	j	k	l	m
Significance Level: 95%														
Unweighted Total	285	56	31	59	139	87	198	281	3	9	271	146	176	109
Weighted Total	271	55	44	60	111	99	171	264	5	9	258	141	169	102
	100%	100%	100%	100%	100%	100%	100%	100%	100%	100%	100%	100%	100%	100%
Yes	189	53	38	59	38	91	98	186	2	5	181	104	122	67
	70%	97%	86%	99%	34%	92%	57%	70%	34%	58%	70%	74%	72%	66%
		df	df	bdf		df	d							
No	64	-	2	-	62	2	62	60	4	4	58	28	35	28
	24%	-	4%	-	56%	2%	36%	23%	66%	42%	23%	20%	21%	28%
					abcef		abce							
Prefer not to say	18	2	4	1	11	6	12	18	-	-	18	9	11	6
	7%	3%	10%	1%	10%	6%	7%	7%	-	-	7%	6%	7%	6%
					c									

Columns Tested: a,b,c,d,e,f - g,h - ij - k,l,m

West Suffolk: Creation of a Single Council Public Survey

D4. Does the Chief Income Earner have a private pension or allowance?

Base: All retired

	FAVOURABILITY TOWARDS NEW SINGLE COUNCIL: FIRST Q			FAVOURABILITY TOWARDS NEW SINGLE COUNCIL: SECOND Q			CONCERN ABOUT PROPOSAL OF NEW SINGLE COUNCIL			IMPACT OF REDUCTION IN NUMBER OF CLLRS				
	Total	Favourable	Unfavourable	Don't know	Favourable	Unfavourable	Don't know	Concerned	Not concerned	Don't know	Positive	No difference	Negative	Don't know
	a	b	c	d	e	f	g	h	i	j	k	l	m	
Significance Level: 95%														
Unweighted Total	285	180	66	39	197	58	30	128	144	13	107	90	74	14
Weighted Total	271	171	63	37	185	57	28	127	132	12	100	84	72	14
	100%	100%	100%	100%	100%	100%	100%	100%	100%	100%	100%	100%	100%	100%
Yes	189	120	41	27	128	40	21	89	93	7	74	54	50	11
	70%	70%	66%	74%	69%	71%	73%	70%	70%	60%	74%	65%	69%	75%
No	64	43	12	9	47	9	8	28	33	3	20	25	18	2
	24%	25%	19%	24%	25%	16%	27%	22%	25%	27%	20%	29%	24%	11%
Prefer not to say	18	8	9	1	10	7	-	9	7	2	6	5	5	2
	7%	4%	15%	2%	6%	13%	-	7%	5%	13%	6%	6%	7%	14%
			ac			f								

Columns Tested: a,b,c - d,e,f - g,h,i - j,k,l,m

West Suffolk: Creation of a Single Council Public Survey

D5. What is / was the profession of the Chief Income Earner in your household before they retired?

Base: All in employment or retired with a private pension

	COUNCIL AREA		GENDER		AGE									
	Total	Forest Heath District	St Edmundsbury Borough	Male	Female	18-24	25-34	35-44	45-54	55-64	65+	18-34	35-54	55+
	a	b	c	d	e	f	g	h	i	j	k	l	m	
Significance Level: 95%														
Unweighted Total	827	319	508	428	399	73	149	170	152	128	155	222	322	283
Weighted Total	850	308	542	437	412	94	134	171	155	133	163	228	326	296
	100%	100%	100%	100%	100%	100%	100%	100%	100%	100%	100%	100%	100%	100%
Higher managerial / professional / administrative	46 5%	11 4%	35 6%	34 8% d	12 3%	2 3%	6 5%	13 8%	8 5%	8 6%	8 5%	9 4%	21 6%	16 6%
Intermediate managerial / professional / administrative	140 16%	48 15%	92 17%	76 17%	64 15%	15 16%	18 13%	29 17%	29 19%	19 14%	31 19%	32 14%	58 18%	49 17%
Supervisory or clerical / junior managerial / professional / administrative	306 36%	113 37%	193 36%	155 35%	151 37%	40 43% jm	54 40% jm	65 38% jm	65 42% jm	49 37% j	33 20%	94 41% jm	130 40% jm	82 28%
Student	-	-	-	-	-	-	-	-	-	-	-	-	-	-
Skilled manual worker	223 26%	72 23%	151 28%	111 25%	112 27%	28 30%	36 27%	36 21%	34 22%	38 28%	52 32% gl	64 28%	69 21%	89 30% gl
Semi or unskilled manual work	91 11%	44 14% b	47 9%	43 10%	47 12%	5 6%	15 11%	17 10%	15 10%	14 11%	25 15% e	20 9%	32 10%	39 13%
Casual worker – not in permanent employment	14 2%	6 2%	8 1%	3 1%	11 3% c	-	1 1%	6 3% k	1 1%	1 1%	5 3% k	1 *	7 2%	7 2%
Housewife / Homemaker	2 *	1 *	1 *	- -	2 1%	-	1 1%	-	-	-	1 *	1 1%	-	1 *
Retired and living on state pension	-	-	-	-	-	-	-	-	-	-	-	-	-	-
Unemployed or not working due to long-term sickness	1 *	-	1 *	1 *	-	-	-	-	-	-	1 1%	-	-	1 *

Columns Tested: a,b - c,d - e,f,g,h,i,j,k,l,m

West Suffolk: Creation of a Single Council Public Survey

D5. What is / was the profession of the Chief Income Earner in your household before they retired?

Base: All in employment or retired with a private pension

	COUNCIL AREA		GENDER		AGE									
	Total	Forest Heath District	St Edmundsbury Borough	Male	Female	18-24	25-34	35-44	45-54	55-64	65+	18-34	35-54	55+
	a	b	c	d	e	f	g	h	i	j	k	l	m	
Significance Level: 95%														
Unweighted Total	827	319	508	428	399	73	149	170	152	128	155	222	322	283
Weighted Total	850	308	542	437	412	94	134	171	155	133	163	228	326	296
	100%	100%	100%	100%	100%	100%	100%	100%	100%	100%	100%	100%	100%	100%
Full-time carer or other household member	6	3	3	1	5	2	1	1	1	2	-	3	1	2
	1%	1%	1%	*	1%	2%	1%	*	*	1%	-	1%	*	1%
Refused	20	9	11	12	8	2	1	5	3	2	7	3	8	10
	2%	3%	2%	3%	2%	2%	1%	3%	2%	2%	5%	1%	2%	3%

Columns Tested: a,b - c,d - e,f,g,h,i,j,k,l,m

West Suffolk: Creation of a Single Council Public Survey

D5. What is / was the profession of the Chief Income Earner in your household before they retired?

Base: All in employment or retired with a private pension

	Total	SEG						ETHNICITY		WORKING STATUS		AWARENESS OF PROPOSED CREATION OF NEW COUNCIL		
		AB	C1	C2	DE	ABC1	C2DE	White	BAME	Working	Not working	Knowledge of	Heard of	Never heard of
		a	b	c	d	e	f	g	*h	i	j	k	l	m
Significance Level: 95%														
Unweighted Total	827	200	238	235	154	438	389	792	26	560	254	336	408	419
Weighted Total	850	190	313	228	119	503	347	799	43	580	257	353	427	423
	100%	100%	100%	100%	100%	100%	100%	100%	100%	100%	100%	100%	100%	100%
Higher managerial / professional / administrative	46 5%	46 24%	-	-	-	46 9%	-	44 6%	2 4%	34 6%	12 5%	23 6%	29 7%	17 4%
		bcdef				bcdf								
Intermediate managerial / professional / administrative	140 16%	140 74%	-	-	-	140 28%	-	130 16%	8 19%	84 14%	55 21%	70 20%	76 18%	64 15%
		bcdef				bcdf					i			
Supervisory or clerical / junior managerial / professional / administrative	306 36%	-	306 98%	-	-	306 61%	-	295 37%	9 22%	244 42%	56 22%	129 37%	157 37%	149 35%
			acdef			acdf				j				
Student	-	-	-	-	-	-	-	-	-	-	-	-	-	-
Skilled manual worker	223 26%	-	-	223 98%	-	-	223 64%	210 26%	10 24%	145 25%	76 30%	87 25%	113 27%	110 26%
				abdef			abde							
Semi or unskilled manual work	91 11%	-	-	-	91 77%	-	91 26%	82 10%	9 21%	53 9%	35 13%	26 7%	32 7%	59 14%
					abcef		abce							kl
Casual worker – not in permanent employment	14 2%	-	-	-	14 12%	-	14 4%	13 2%	1 3%	7 1%	8 3%	3 1%	4 1%	10 2%
					abcef		abce							
Housewife / Homemaker	2 *	-	-	-	2 2%	-	2 1%	1 *	1 3%	-	2 1%	1 *	2 *	-
					bce						i			
Retired and living on state pension	-	-	-	-	-	-	-	-	-	-	-	-	-	-
Unemployed or not working due to long-term sickness	1 *	-	-	-	1 1%	-	1 *	1 *	-	-	1 *	1 *	1 *	-

Columns Tested: a,b,c,d,e,f - g,h - i,j - k,l,m

West Suffolk: Creation of a Single Council Public Survey

D5. What is / was the profession of the Chief Income Earner in your household before they retired?

Base: All in employment or retired with a private pension

	SEG						ETHNICITY		WORKING STATUS		AWARENESS OF PROPOSED CREATION OF NEW COUNCIL			
	Total	AB	C1	C2	DE	ABC1	C2DE	White	BAME	Working	Not working	Knowledge of	Heard of	Never heard of
	a	b	c	d	e	f	g	*h	i	j	k	l	m	
Significance Level: 95%														
Unweighted Total	827	200	238	235	154	438	389	792	26	560	254	336	408	419
Weighted Total	850	190	313	228	119	503	347	799	43	580	257	353	427	423
	100%	100%	100%	100%	100%	100%	100%	100%	100%	100%	100%	100%	100%	100%
Full-time carer or other household member	6	-	-	-	6	-	6	6	-	6	-	1	1	5
	1%	-	-	-	5%	-	2%	1%	-	1%	-	*	*	1%
				abcef		bce								
Refused	20	4	7	5	4	11	9	17	2	8	12	12	12	9
	2%	2%	2%	2%	4%	2%	3%	2%	4%	1%	5%	3%	3%	2%

Columns Tested: a,b,c,d,e,f - g,h - i,j - k,l,m

West Suffolk: Creation of a Single Council Public Survey

D5. What is / was the profession of the Chief Income Earner in your household before they retired?

Base: All in employment or retired with a private pension

	FAVOURABILITY TOWARDS NEW SINGLE COUNCIL: FIRST Q			FAVOURABILITY TOWARDS NEW SINGLE COUNCIL: SECOND Q			CONCERN ABOUT PROPOSAL OF NEW SINGLE COUNCIL			IMPACT OF REDUCTION IN NUMBER OF CLLRS				
	Total	Favourable	Unfavourable	Don't know	Favourable	Unfavourable	Don't know	Concerned	Not concerned	Don't know	Positive	No difference	Negative	Don't know
	a	b	c	d	e	f	g	h	i	j	k	l	m	
Significance Level: 95%														
Unweighted Total	827	535	161	131	584	179	64	342	460	25	294	281	209	43
Weighted Total	850	554	161	135	602	184	64	354	469	26	295	288	220	46
	100%	100%	100%	100%	100%	100%	100%	100%	100%	100%	100%	100%	100%	100%
Higher managerial / professional / administrative	46 5%	34 6%	9 5%	4 3%	30 5%	14 7%	2 3%	14 4%	32 7%	1 3%	22 7%	13 5%	9 4%	2 4%
Intermediate managerial / professional / administrative	140 16%	93 17%	25 15%	22 16%	100 17%	31 17%	9 15%	65 18%	72 15%	3 10%	57 19%	38 13%	38 17%	6 14%
Supervisory or clerical / junior managerial / professional / administrative	306 36%	199 36%	50 31%	57 42%	218 36%	64 35%	24 37%	130 37%	165 35%	11 41%	99 34%	107 37%	85 38%	15 33%
Student	- -	- -	- -	- -	- -	- -	- -	- -	- -	- -	- -	- -	- -	- -
Skilled manual worker	223 26%	145 26%	49 30%	29 22%	161 27%	51 28%	11 17%	92 26%	129 27%	3 10%	74 25%	78 27%	60 27%	10 21%
Semi or unskilled manual work	91 11%	53 10%	23 14%	15 11%	60 10%	19 10%	12 18% d	40 11%	45 10%	6 22%	25 9%	38 13%	21 10%	6 14%
Casual worker – not in permanent employment	14 2%	9 2%	2 1%	3 2%	12 2%	1 *	2 3%	4 1%	9 2%	2 6%	6 2%	5 2%	3 1%	1 2%
Housewife / Homemaker	2 *	2 *	- -	- -	2 *	- -	- -	1 *	1 *	- -	1 *	- -	1 *	- -
Retired and living on state pension	- -	- -	- -	- -	- -	- -	- -	- -	- -	- -	- -	- -	- -	- -
Unemployed or not working due to long-term sickness	1 *	- -	- -	1 1%	- -	- -	1 1% d	- -	1 *	- -	- -	1 *	- -	- -
Full-time carer or other household member	6 1%	5 1%	1 *	1 *	4 1%	1 *	1 1%	1 *	4 1%	1 4%	2 1%	3 1%	- -	1 1%

Columns Tested: a,b,c - d,e,f - g,h,i - j,k,l,m

West Suffolk: Creation of a Single Council Public Survey

D5. What is / was the profession of the Chief Income Earner in your household before they retired?

Base: All in employment or retired with a private pension

	FAVOURABILITY TOWARDS NEW SINGLE COUNCIL: FIRST Q			FAVOURABILITY TOWARDS NEW SINGLE COUNCIL: SECOND Q			CONCERN ABOUT PROPOSAL OF NEW SINGLE COUNCIL			IMPACT OF REDUCTION IN NUMBER OF CLLRS				
	Total	Favourable	Unfavourable	Don't know	Favourable	Unfavourable	Don't know	Concerned	Not concerned	Don't know	Positive	No difference	Negative	Don't know
	a	b	c	d	e	f	g	h	i	j	k	l	m	
Significance Level: 95%														
Unweighted Total	827	535	161	131	584	179	64	342	460	25	294	281	209	43
Weighted Total	850	554	161	135	602	184	64	354	469	26	295	288	220	46
	100%	100%	100%	100%	100%	100%	100%	100%	100%	100%	100%	100%	100%	100%
Refused	20	14	3	4	14	4	3	7	12	1	7	5	4	5
	2%	2%	2%	3%	2%	2%	5%	2%	3%	5%	2%	2%	2%	11%
														jkl

Columns Tested: a,b,c - d,e,f - g,h,i - j,k,l,m

West Suffolk: Creation of a Single Council Public Survey

DSEG

Base: All respondents

Significance Level: 95%

	COUNCIL AREA		GENDER		AGE									
	Forest Heath District	St Edmundsbury Borough	Male	Female	18-24	25-34	35-44	45-54	55-64	65+	18-34	35-54	55+	
Total	a	b	c	d	e	f	g	h	i	j	k	l	m	
Unweighted Total	1001	401	600	504	497	82	184	189	165	155	226	266	354	381
Weighted Total	1001	376	625	504	497	104	164	187	165	155	226	268	352	381
	100%	100%	100%	100%	100%	100%	100%	100%	100%	100%	100%	100%	100%	100%
AB	194	60	134	118	76	17	26	44	37	28	42	43	81	69
	19%	16%	21%	23%	15%	16%	16%	24%	22%	18%	18%	16%	23%	18%
		a	d				k						k	
C1	332	126	206	167	164	43	61	70	66	49	42	104	136	91
	33%	34%	33%	33%	33%	42%	37%	38%	40%	31%	19%	39%	39%	24%
				jm	jm	jm	jm	jm	j		jm	jm		
C2	238	78	159	122	116	28	42	36	36	42	55	70	71	96
	24%	21%	25%	24%	23%	27%	26%	19%	22%	27%	24%	26%	20%	25%
DE	238	111	126	97	141	15	35	37	27	37	87	50	63	124
	24%	30%	20%	19%	28%	15%	21%	20%	16%	24%	39%	19%	18%	33%
		b	c								efghikl			efghikl
NETS														
Net: ABC1	526	186	340	285	241	60	87	115	103	77	84	148	218	161
	53%	50%	54%	57%	48%	58%	53%	61%	62%	49%	37%	55%	62%	42%
				d		jm	jm	ijm	ijm	j		jm	ijm	
Net: C2DE	475	190	286	218	257	44	77	72	62	79	142	120	134	220
	47%	50%	46%	43%	52%	42%	47%	39%	38%	51%	63%	45%	38%	58%
				c						ghl	efghikl			efghikl

Columns Tested: a,b - c,d - e,f,g,h,i,j,k,l,m

West Suffolk: Creation of a Single Council Public Survey

DSEG

Base: All respondents

	Total	SEG						ETHNICITY		WORKING STATUS		AWARENESS OF PROPOSED CREATION OF NEW COUNCIL		
		AB	C1	C2	DE	ABC1	C2DE	White	BAME	Working	Not working	Knowledge of	Heard of	Never heard of
		a	b	c	d	e	f	g	h	i	j	k	l	m
Significance Level: 95%														
Unweighted Total	1001	205	252	244	300	457	544	957	33	569	404	402	493	508
Weighted Total	1001	194	332	238	238	526	475	937	54	587	388	413	501	500
	100%	100%	100%	100%	100%	100%	100%	100%	100%	100%	100%	100%	100%	100%
AB	194	194	-	-	-	194	-	180	12	117	74	98	111	83
	19%	100%	-	-	-	37%	-	19%	22%	20%	19%	24%	22%	17%
		bcdef				bcdf						m	m	
C1	332	-	332	-	-	332	-	317	11	247	78	142	170	162
	33%	-	100%	-	-	63%	-	34%	21%	42%	20%	34%	34%	32%
			acdef			acdf				j				
C2	238	-	-	238	-	-	238	223	12	149	84	94	121	117
	24%	-	-	100%	-	-	50%	24%	22%	25%	22%	23%	24%	23%
				abdef			abde							
DE	238	-	-	-	238	-	238	217	19	74	151	79	99	139
	24%	-	-	-	100%	-	50%	23%	35%	13%	39%	19%	20%	28%
					abcef		abce				i			kl
NETS														
Net: ABC1	526	194	332	-	-	526	-	496	23	364	153	241	282	244
	53%	100%	100%	-	-	100%	-	53%	43%	62%	39%	58%	56%	49%
		cdf	cdf			cdf				j		m	m	
Net: C2DE	475	-	-	238	238	-	475	440	31	223	236	172	219	256
	47%	-	-	100%	100%	-	100%	47%	57%	38%	61%	42%	44%	51%
				abe	abe		abe				i			kl

Columns Tested: a,b,c,d,e,f - g,h - i,j - k,l,m

West Suffolk: Creation of a Single Council Public Survey

DSEG

Base: All respondents

Significance Level: 95%

	FAVOURABILITY TOWARDS NEW SINGLE COUNCIL: FIRST Q			FAVOURABILITY TOWARDS NEW SINGLE COUNCIL: SECOND Q			CONCERN ABOUT PROPOSAL OF NEW SINGLE COUNCIL			IMPACT OF REDUCTION IN NUMBER OF CLLRS				
	Total	Favourable	Unfavourable	Don't know	Favourable	Unfavourable	Don't know	Concerned	Not concerned	Don't know	Positive	No difference	Negative	Don't know
	a	b	c	d	e	f	g	h	i	j	k	l	m	
Unweighted Total	1001	643	199	159	705	214	82	420	544	37	357	339	250	55
Weighted Total	1001	647	195	159	706	216	79	424	540	37	345	338	260	58
	100%	100%	100%	100%	100%	100%	100%	100%	100%	100%	100%	100%	100%	100%
AB	194	133	34	27	138	45	11	81	109	4	84	53	49	8
	19%	21%	18%	17%	20%	21%	14%	19%	20%	12%	24%	16%	19%	14%
C1	332	212	60	60	232	74	26	144	174	14	104	116	89	23
	33%	33%	31%	37%	33%	34%	33%	34%	32%	37%	30%	34%	34%	40%
C2	238	155	51	31	171	54	13	98	136	3	79	81	67	11
	24%	24%	26%	20%	24%	25%	16%	23%	25%	10%	23%	24%	26%	18%
DE	238	146	50	41	165	43	29	102	120	15	79	87	56	16
	24%	23%	26%	26%	23%	20%	37%	24%	22%	41%	23%	26%	21%	28%
							de			gh				
NETS														
Net: ABC1	526	345	94	87	370	119	38	225	283	18	188	169	138	31
	53%	53%	48%	55%	52%	55%	47%	53%	52%	49%	54%	50%	53%	54%
Net: C2DE	475	302	101	72	336	97	42	200	257	19	157	168	123	27
	47%	47%	52%	45%	48%	45%	53%	47%	48%	51%	46%	50%	47%	46%

Columns Tested: a,b,c - d,e,f - g,h,i - j,k,l,m

West Suffolk: Creation of a Single Council Public Survey

D6. And to which of the following ethnic groups do you consider you belong?

Base: All respondents

	COUNCIL AREA		GENDER		AGE									
	Total	Forest Heath District	St Edmundsbury Borough	Male	Female	18-24	25-34	35-44	45-54	55-64	65+	18-34	35-54	55+
	a	b	c	d	e	f	g	h	i	j	k	l	m	
Significance Level: 95%														
Unweighted Total	1001	401	600	504	497	82	184	189	165	155	226	266	354	381
Weighted Total	1001	376	625	504	497	104	164	187	165	155	226	268	352	381
	100%	100%	100%	100%	100%	100%	100%	100%	100%	100%	100%	100%	100%	100%
White	937	345	592	482	455	97	148	170	155	147	220	245	325	368
	94%	92%	95%	96%	91%	93%	90%	91%	94%	95%	98%	91%	92%	96%
				d						efgkl				fgkl
Mixed	25	12	13	7	19	3	6	8	5	2	2	9	13	3
	3%	3%	2%	1%	4%	3%	3%	4%	3%	1%	1%	3%	4%	1%
				c			m	jm				m	jm	
Asian	13	7	7	5	8	2	5	5	-	2	-	7	5	2
	1%	2%	1%	1%	2%	2%	3%	3%	-	1%	-	3%	1%	1%
						j	hjm	hjm				hjm		
Black	8	3	5	2	7	-	2	-	1	3	2	2	1	5
	1%	1%	1%	*	1%	-	1%	-	1%	2%	1%	1%	*	1%
										g				
Chinese	2	-	2	2	-	-	2	-	-	-	-	2	-	-
	*	-	*	*	-	-	1%	-	-	-	-	1%	-	-
Other ethnic group	5	5	-	2	4	-	-	2	2	-	2	-	3	2
	1%	1%	-	*	1%	-	-	1%	1%	-	1%	-	1%	1%
		b												
Refused	10	4	7	4	6	2	2	2	2	1	-	4	5	1
	1%	1%	1%	1%	1%	2%	1%	1%	1%	1%	-	1%	1%	*
						j								
NETS														
Net: Non white	54	28	26	17	37	5	14	15	8	7	5	19	23	12
	5%	7%	4%	3%	7%	5%	9%	8%	5%	4%	2%	7%	6%	3%
		b		c			jm	jm				jm	jm	

Columns Tested: a,b - c,d - e,f,g,h,i,j,k,l,m

West Suffolk: Creation of a Single Council Public Survey

D6. And to which of the following ethnic groups do you consider you belong?

Base: All respondents

	Total	SEG						ETHNICITY		WORKING STATUS		AWARENESS OF PROPOSED CREATION OF NEW COUNCIL		
		AB	C1	C2	DE	ABC1	C2DE	White	BAME	Working	Not working	Knowledge of	Heard of	Never heard of
		a	b	c	d	e	f	g	h	i	j	k	l	m
Significance Level: 95%														
Unweighted Total	1001	205	252	244	300	457	544	957	33	569	404	402	493	508
Weighted Total	1001	194	332	238	238	526	475	937	54	587	388	413	501	500
	100%	100%	100%	100%	100%	100%	100%	100%	100%	100%	100%	100%	100%	100%
White	937	180	317	223	217	496	440	937	-	544	369	389	476	461
	94%	93%	95%	94%	91%	94%	93%	100%	-	93%	95%	94%	95%	92%
								h						
Mixed	25	7	4	3	11	11	15	-	25	18	6	7	8	17
	3%	4%	1%	1%	5%	2%	3%	-	47%	3%	2%	2%	2%	3%
					bce				g					
Asian	13	2	4	3	5	5	8	-	13	9	5	3	3	10
	1%	1%	1%	1%	2%	1%	2%	-	25%	2%	1%	1%	1%	2%
									g					
Black	8	2	2	2	3	4	5	-	8	5	3	5	5	3
	1%	1%	1%	1%	1%	1%	1%	-	16%	1%	1%	1%	1%	1%
									g					
Chinese	2	-	-	2	-	-	2	-	2	2	-	-	-	2
	*	-	-	1%	-	-	*	-	3%	*	-	-	-	*
									g					
Other ethnic group	5	2	2	2	-	4	2	-	5	3	2	4	4	2
	1%	1%	1%	1%	-	1%	*	-	10%	1%	1%	1%	1%	*
									g					
Refused	10	3	4	2	1	6	4	-	-	6	4	4	4	6
	1%	1%	1%	1%	1%	1%	1%	-	-	1%	1%	1%	1%	1%
NETS														
Net: Non white	54	12	11	12	19	23	31	-	54	37	16	19	21	33
	5%	6%	3%	5%	8%	4%	6%	-	100%	6%	4%	5%	4%	7%
					be				g					

Columns Tested: a,b,c,d,e,f - g,h - i,j - k,l,m

West Suffolk: Creation of a Single Council Public Survey

D6. And to which of the following ethnic groups do you consider you belong?

Base: All respondents

	FAVOURABILITY TOWARDS NEW SINGLE COUNCIL: FIRST Q			FAVOURABILITY TOWARDS NEW SINGLE COUNCIL: SECOND Q			CONCERN ABOUT PROPOSAL OF NEW SINGLE COUNCIL			IMPACT OF REDUCTION IN NUMBER OF CLLRS				
	Total	Favourable	Unfavourable	Don't know	Favourable	Unfavourable	Don't know	Concerned	Not concerned	Don't know	Positive	No difference	Negative	Don't know
	a	b	c	d	e	f	g	h	i	j	k	l	m	
Significance Level: 95%														
Unweighted Total	1001	643	199	159	705	214	82	420	544	37	357	339	250	55
Weighted Total	1001	647	195	159	706	216	79	424	540	37	345	338	260	58
	100%	100%	100%	100%	100%	100%	100%	100%	100%	100%	100%	100%	100%	100%
White	937	601	186	150	660	203	75	391	514	32	326	323	238	50
	94%	93%	96%	94%	93%	94%	94%	92%	95%	87%	95%	96%	91%	86%
									gi		m	lm		
Mixed	25	15	4	6	20	3	2	14	8	3	13	5	6	2
	3%	2%	2%	4%	3%	2%	2%	3%	2%	9%	4%	1%	2%	3%
									h					
Asian	13	12	1	-	10	3	-	8	5	-	2	3	5	3
	1%	2%	1%	-	1%	2%	-	2%	1%	-	1%	1%	2%	6%
													j	jk
Black	8	7	-	2	5	2	2	5	3	-	-	3	5	-
	1%	1%	-	1%	1%	1%	2%	1%	1%	-	-	1%	2%	-
													j	
Chinese	2	2	-	-	2	-	-	-	2	-	-	-	-	2
	*	*	-	-	*	-	-	-	*	-	-	-	-	3%
													-	ijkl
Other ethnic group	5	3	2	-	3	2	-	2	3	-	2	-	4	-
	1%	1%	1%	-	*	1%	-	*	1%	-	1%	-	1%	-
													k	
Refused	10	7	1	1	5	3	1	4	4	1	3	3	2	1
	1%	1%	1%	1%	1%	1%	2%	1%	1%	4%	1%	1%	1%	2%
NETS														
Net: Non white	54	39	7	8	41	10	3	29	22	3	16	11	20	6
	5%	6%	4%	5%	6%	5%	4%	7%	4%	9%	5%	3%	8%	11%
													k	k

Columns Tested: a,b,c - d,e,f - g,h,i - j,k,l,m

West Suffolk: Creation of a Single Council Public Survey

D6. And to which of the following ethnic groups do you consider you belong?

Base: All excluding refused

	COUNCIL AREA			GENDER		AGE								
	Total	Forest Heath District	St Edmundsbury Borough	Male	Female	18-24	25-34	35-44	45-54	55-64	65+	18-34	35-54	55+
	a	b	c	d	e	f	g	h	i	j	k	l	m	
Significance Level: 95%														
Unweighted Total	990	397	593	499	491	80	182	186	162	154	226	262	348	380
Weighted Total	991	372	619	499	492	102	162	184	163	154	226	264	347	380
	100%	100%	100%	100%	100%	100%	100%	100%	100%	100%	100%	100%	100%	100%
White	937	345	592	482	455	97	148	170	155	147	220	245	325	368
	95%	93%	96%	97%	92%	95%	91%	92%	95%	96%	98%	93%	93%	97%
			a	d						fgkl				fgkl
Mixed	25	12	13	7	19	3	6	8	5	2	2	9	13	3
	3%	3%	2%	1%	4%	3%	3%	4%	3%	1%	1%	3%	4%	1%
				c			m	jm				m	jm	
Asian	13	7	7	5	8	2	5	5	-	2	-	7	5	2
	1%	2%	1%	1%	2%	2%	3%	3%	-	1%	-	3%	1%	1%
						j	hjm	hjm				hjm		
Black	8	3	5	2	7	-	2	-	1	3	2	2	1	5
	1%	1%	1%	*	1%	-	1%	-	1%	2%	1%	1%	*	1%
										g				
Chinese	2	-	2	2	-	-	2	-	-	-	-	2	-	-
	*	-	*	*	-	-	1%	-	-	-	-	1%	-	-
Other ethnic group	5	5	-	2	4	-	-	2	2	-	2	-	3	2
	1%	1%	-	*	1%	-	-	1%	1%	-	1%	-	1%	1%
		b												
Refused	-	-	-	-	-	-	-	-	-	-	-	-	-	-
	-	-	-	-	-	-	-	-	-	-	-	-	-	-
NETS														
Net: Non white	54	28	26	17	37	5	14	15	8	7	5	19	23	12
	5%	7%	4%	3%	8%	5%	9%	8%	5%	4%	2%	7%	7%	3%
		b		c			jm	jm				jm	jm	

Columns Tested: a,b - c,d - e,f,g,h,i,j,k,l,m

West Suffolk: Creation of a Single Council Public Survey

D6. And to which of the following ethnic groups do you consider you belong?

Base: All excluding refused

	Total	SEG						ETHNICITY		WORKING STATUS		AWARENESS OF PROPOSED CREATION OF NEW COUNCIL		
		AB	C1	C2	DE	ABC1	C2DE	White	BAME	Working	Not working	Knowledge of	Heard of	Never heard of
		a	b	c	d	e	f	g	h	i	j	k	l	m
Significance Level: 95%														
Unweighted Total	990	202	249	241	298	451	539	957	33	562	401	397	488	502
Weighted Total	991	192	328	235	236	520	471	937	54	581	385	408	496	495
	100%	100%	100%	100%	100%	100%	100%	100%	100%	100%	100%	100%	100%	100%
White	937	180	317	223	217	496	440	937	-	544	369	389	476	461
	95%	94%	97%	95%	92%	96%	93%	100%	-	94%	96%	95%	96%	93%
			d			d		h						
Mixed	25	7	4	3	11	11	15	-	25	18	6	7	8	17
	3%	4%	1%	1%	5%	2%	3%	-	47%	3%	2%	2%	2%	3%
					bce				g					
Asian	13	2	4	3	5	5	8	-	13	9	5	3	3	10
	1%	1%	1%	1%	2%	1%	2%	-	25%	2%	1%	1%	1%	2%
									g					
Black	8	2	2	2	3	4	5	-	8	5	3	5	5	3
	1%	1%	1%	1%	1%	1%	1%	-	16%	1%	1%	1%	1%	1%
									g					
Chinese	2	-	-	2	-	-	2	-	2	2	-	-	-	2
	*	-	-	1%	-	-	*	-	3%	*	-	-	-	*
									g					
Other ethnic group	5	2	2	2	-	4	2	-	5	3	2	4	4	2
	1%	1%	1%	1%	-	1%	*	-	10%	1%	1%	1%	1%	*
									g					
Refused	-	-	-	-	-	-	-	-	-	-	-	-	-	-
	-	-	-	-	-	-	-	-	-	-	-	-	-	-
NETS														
Net: Non white	54	12	11	12	19	23	31	-	54	37	16	19	21	33
	5%	6%	3%	5%	8%	4%	7%	-	100%	6%	4%	5%	4%	7%
					be				g					

Columns Tested: a,b,c,d,e,f - g,h - i,j - k,l,m

West Suffolk: Creation of a Single Council Public Survey

D6. And to which of the following ethnic groups do you consider you belong?

Base: All excluding refused

	FAVOURABILITY TOWARDS NEW SINGLE COUNCIL: FIRST Q			FAVOURABILITY TOWARDS NEW SINGLE COUNCIL: SECOND Q			CONCERN ABOUT PROPOSAL OF NEW SINGLE COUNCIL			IMPACT OF REDUCTION IN NUMBER OF CLLRS				
	Total	Favourable	Unfavourable	Don't know	Favourable	Unfavourable	Don't know	Concerned	Not concerned	Don't know	Positive	No difference	Negative	Don't know
	a	b	c	d	e	f	g	h	i	j	k	l	m	
Significance Level: 95%														
Unweighted Total	990	636	197	157	699	210	81	415	539	36	354	335	247	54
Weighted Total	991	640	193	158	700	213	78	420	536	35	343	334	258	57
	100%	100%	100%	100%	100%	100%	100%	100%	100%	100%	100%	100%	100%	100%
White	937	601	186	150	660	203	75	391	514	32	326	323	238	50
	95%	94%	96%	95%	94%	95%	96%	93%	96%	90%	95%	97%	92%	89%
											m	lm		
Mixed	25	15	4	6	20	3	2	14	8	3	13	5	6	2
	3%	2%	2%	4%	3%	2%	2%	3%	2%	10%	4%	1%	2%	3%
										h				
Asian	13	12	1	-	10	3	-	8	5	-	2	3	5	3
	1%	2%	1%	-	1%	2%	-	2%	1%	-	1%	1%	2%	6%
														jk
Black	8	7	-	2	5	2	2	5	3	-	-	3	5	-
	1%	1%	-	1%	1%	1%	2%	1%	1%	-	-	1%	2%	-
														j
Chinese	2	2	-	-	2	-	-	-	2	-	-	-	-	2
	*	*	-	-	*	-	-	-	*	-	-	-	-	3%
														jkl
Other ethnic group	5	3	2	-	3	2	-	2	3	-	2	-	4	-
	1%	1%	1%	-	*	1%	-	*	1%	-	1%	-	1%	-
														k
Refused	-	-	-	-	-	-	-	-	-	-	-	-	-	-
	-	-	-	-	-	-	-	-	-	-	-	-	-	-
NETS														
Net: Non white	54	39	7	8	41	10	3	29	22	3	16	11	20	6
	5%	6%	4%	5%	6%	5%	4%	7%	4%	10%	5%	3%	8%	11%
														k
														jk

Columns Tested: a,b,c - d,e,f - g,h,i - j,k,l,m

West Suffolk: Creation of a Single Council Public Survey

D7. Which of the following best describes your working status?

Base: All respondents

	COUNCIL AREA		GENDER		AGE									
	Total	Forest Heath District	St Edmundsbury Borough	Male	Female	18-24	25-34	35-44	45-54	55-64	65+	18-34	35-54	55+
	a	b	c	d	e	f	g	h	i	j	k	l	m	
Significance Level: 95%														
Unweighted Total	1001	401	600	504	497	82	184	189	165	155	226	266	354	381
Weighted Total	1001	376	625	504	497	104	164	187	165	155	226	268	352	381
	100%	100%	100%	100%	100%	100%	100%	100%	100%	100%	100%	100%	100%	100%
Working full time (30+ hrs a week)	427 43%	160 43%	267 43%	244 49%	183 37%	47 45%	89 54%	102 54%	107 65%	76 49%	7 3%	136 51%	208 59%	83 22%
				d		jm	jm	jm	efijkm	jm		jm	eijkm	j
Working part time (8-29 hrs a week)	160 16%	67 18%	93 15%	50 10%	110 22%	25 24%	23 14%	38 20%	37 22%	28 18%	9 4%	48 18%	75 21%	37 10%
				c		fjm	j	jm	fjm	jm		jm	fjm	j
Not working but seeking work or temporarily unemployed/sick	28 3%	12 3%	16 3%	10 2%	18 4%	3 3%	7 4%	8 4%	4 3%	6 4%	-	10 4%	12 3%	6 2%
						j	jm	j	j	j		j	j	
Not working / not seeking work	41 4%	12 3%	29 5%	16 3%	25 5%	12 12%	10 6%	4 2%	7 4%	6 4%	2 1%	22 8%	11 3%	8 2%
						ghijlm	gjm		j	j		gilm		
Retired	247 25%	92 25%	155 25%	121 24%	126 25%	-	-	-	6 4%	38 24%	203 90%	-	6 2%	241 63%
						-	-	-	fgk	efghkl	efghiklm	-	k	efghikl
Student	72 7%	20 5%	52 8%	45 9%	27 5%	13 13%	28 17%	30 16%	1 1%	-	-	41 15%	31 9%	-
				d		hijm	hijm	hijlm				hijlm	hijm	
None of these	11 1%	6 2%	5 1%	8 2%	4 1%	1 1%	1 1%	5 3%	1 1%	1 *	2 1%	3 1%	6 2%	2 1%
								m						
Refused	14 1%	5 1%	9 1%	9 2%	5 1%	2 1%	6 4%	1 1%	1 1%	-	3 2%	7 3%	3 1%	3 1%
							ilm					i		

Columns Tested: a,b - c,d - e,f,g,h,i,j,k,l,m

West Suffolk: Creation of a Single Council Public Survey

D7. Which of the following best describes your working status?

Base: All respondents

	Total	SEG						ETHNICITY		WORKING STATUS		AWARENESS OF PROPOSED CREATION OF NEW COUNCIL		
		AB	C1	C2	DE	ABC1	C2DE	White	BAME	Working	Not working	Knowledge of	Heard of	Never heard of
		a	b	c	d	e	f	g	h	i	j	k	l	m
Significance Level: 95%														
Unweighted Total	1001	205	252	244	300	457	544	957	33	569	404	402	493	508
Weighted Total	1001	194	332	238	238	526	475	937	54	587	388	413	501	500
	100%	100%	100%	100%	100%	100%	100%	100%	100%	100%	100%	100%	100%	100%
Working full time (30+ hrs a week)	427	90	189	107	41	279	148	396	27	427	-	171	206	222
	43%	46%	57%	45%	17%	53%	31%	42%	51%	73%	-	42%	41%	44%
		df	acdf	df		cdf	d			j				
Working part time (8-29 hrs a week)	160	27	58	42	33	85	75	149	10	160	-	57	74	86
	16%	14%	17%	18%	14%	16%	16%	16%	18%	27%	-	14%	15%	17%
										j				
Not working but seeking work or temporarily unemployed/sick	28	3	5	7	13	8	20	25	3	-	28	3	5	23
	3%	2%	1%	3%	5%	2%	4%	3%	6%	-	7%	1%	1%	5%
				abe		be					i			kl
Not working / not seeking work	41	3	4	10	24	7	34	38	3	-	41	10	16	26
	4%	2%	1%	4%	10%	1%	7%	4%	5%	-	11%	2%	3%	5%
			be	abce		abe					i			k
Retired	247	50	46	59	92	96	151	238	7	-	247	130	155	92
	25%	26%	14%	25%	39%	18%	32%	25%	13%	-	64%	31%	31%	18%
		be		be	abcef		bce				i	m	m	
Student	72	18	24	9	22	42	31	67	3	-	72	31	35	37
	7%	9%	7%	4%	9%	8%	6%	7%	5%	-	19%	8%	7%	7%
		c		c	c	c					i			
None of these	11	2	3	1	6	4	7	10	1	-	-	3	4	7
	1%	1%	1%	*	3%	1%	2%	1%	2%	-	-	1%	1%	1%
				ce										
Refused	14	1	4	3	6	5	9	13	-	-	-	7	7	7
	1%	*	1%	1%	2%	1%	2%	1%	-	-	-	2%	1%	1%

Columns Tested: a,b,c,d,e,f - g,h - i,j - k,l,m

West Suffolk: Creation of a Single Council Public Survey

D7. Which of the following best describes your working status?

Base: All respondents

	FAVOURABILITY TOWARDS NEW SINGLE COUNCIL: FIRST Q			FAVOURABILITY TOWARDS NEW SINGLE COUNCIL: SECOND Q			CONCERN ABOUT PROPOSAL OF NEW SINGLE COUNCIL			IMPACT OF REDUCTION IN NUMBER OF CLLRS				
	Total	Favourable	Unfavourable	Don't know	Favourable	Unfavourable	Don't know	Concerned	Not concerned	Don't know	Positive	No difference	Negative	Don't know
		a	b	c	d	e	f	g	h	i	j	k	l	m
Significance Level: 95%														
Unweighted Total	1001	643	199	159	705	214	82	420	544	37	357	339	250	55
Weighted Total	1001	647	195	159	706	216	79	424	540	37	345	338	260	58
	100%	100%	100%	100%	100%	100%	100%	100%	100%	100%	100%	100%	100%	100%
Working full time (30+ hrs a week)	427	280	77	71	306	96	25	168	246	13	150	156	100	21
	43%	43%	39%	45%	43%	45%	32%	40%	46%	35%	43%	46%	39%	36%
					f	f								
Working part time (8-29 hrs a week)	160	105	30	25	114	31	16	72	87	2	47	54	46	13
	16%	16%	16%	16%	16%	14%	20%	17%	16%	4%	14%	16%	18%	22%
								i						
Not working but seeking work or temporarily unemployed/sick	28	14	6	8	21	7	-	18	10	-	6	10	10	2
	3%	2%	3%	5%	3%	3%	-	4%	2%	-	2%	3%	4%	3%
								h						
Not working / not seeking work	41	26	9	7	29	10	2	14	26	1	15	9	13	5
	4%	4%	4%	4%	4%	4%	3%	3%	5%	2%	4%	3%	5%	9%
														k
Retired	247	162	52	33	174	49	24	116	121	10	98	76	65	7
	25%	25%	27%	21%	25%	23%	30%	27%	22%	26%	29%	23%	25%	13%
											m			
Student	72	48	15	9	48	18	6	28	39	5	24	22	20	7
	7%	7%	8%	6%	7%	8%	8%	7%	7%	13%	7%	7%	8%	12%
None of these	11	8	3	1	9	3	-	6	5	1	3	5	3	-
	1%	1%	1%	1%	1%	1%	-	1%	1%	2%	1%	2%	1%	-
Refused	14	4	4	6	5	3	6	2	6	6	2	4	4	3
	1%	1%	2%	4%	1%	1%	8%	*	1%	17%	1%	1%	2%	6%
				a			de			gh				jk

Columns Tested: a,b,c - d,e,f - g,h,i - j,k,l,m

West Suffolk: Creation of a Single Council Public Survey

DAGE

Base: All respondents

Significance Level: 95%

	COUNCIL AREA		GENDER		AGE									
	Forest Heath District	St Edmundsbury Borough	Male	Female	18-24	25-34	35-44	45-54	55-64	65+	18-34	35-54	55+	
Total	a	b	c	d	e	f	g	h	i	j	k	l	m	
Unweighted Total	1001	401	600	504	497	82	184	189	165	155	226	266	354	381
Weighted Total	1001	376	625	504	497	104	164	187	165	155	226	268	352	381
	100%	100%	100%	100%	100%	100%	100%	100%	100%	100%	100%	100%	100%	100%
18 - 24	104	24	80	55	49	104	-	-	-	-	-	104	-	-
	10%	6%	13%	11%	10%	100%	-	-	-	-	-	39%	-	-
			a			efghijklm						efghijm		
25 - 34	164	53	110	89	74	-	164	-	-	-	-	164	-	-
	16%	14%	18%	18%	15%	-	100%	-	-	-	-	61%	-	-
							efghijklm					efghijm		
35 - 44	187	74	113	108	79	-	-	187	-	-	-	-	187	-
	19%	20%	18%	21%	16%	-	-	100%	-	-	-	-	53%	-
				d				efhijklm					efhijklm	
45 - 54	165	67	98	64	101	-	-	-	165	-	-	-	165	-
	16%	18%	16%	13%	20%	-	-	-	100%	-	-	-	47%	-
					c				efgijklm				efgijklm	
55 - 64	155	65	91	73	82	-	-	-	-	155	-	-	-	155
	16%	17%	14%	14%	17%	-	-	-	-	100%	-	-	-	41%
										efghijklm				efghijkl
65+	226	92	134	114	111	-	-	-	-	-	226	-	-	226
	23%	25%	21%	23%	22%	-	-	-	-	-	100%	-	-	59%
											efghiklm			efghikl
NETS														
Net: 18-34	268	78	190	145	123	104	164	-	-	-	-	268	-	-
	27%	21%	30%	29%	25%	100%	100%	-	-	-	-	100%	-	-
			a			ghijlm	ghijlm					ghijlm		
Net: 35-54	352	141	211	171	181	-	-	187	165	-	-	-	352	-
	35%	38%	34%	34%	36%	-	-	100%	100%	-	-	-	100%	-
								efijkm	efijkm				efijkm	
Net: 55+	381	157	224	187	194	-	-	-	-	155	226	-	-	381
	38%	42%	36%	37%	39%	-	-	-	-	100%	100%	-	-	100%
										efghkl	efghkl			efghkl

Columns Tested: a,b - c,d - e,f,g,h,i,j,k,l,m

West Suffolk: Creation of a Single Council Public Survey

DAGE

Base: All respondents

Significance Level: 95%

	SEG						ETHNICITY		WORKING STATUS		AWARENESS OF PROPOSED CREATION OF NEW COUNCIL			
	Total	AB	C1	C2	DE	ABC1	C2DE	White	BAME	Working	Not working	Knowledge of	Heard of	Never heard of
	a	b	c	d	e	f	g	h	i	j	k	l	m	
Unweighted Total	1001	205	252	244	300	457	544	957	33	569	404	402	493	508
Weighted Total	1001	194	332	238	238	526	475	937	54	587	388	413	501	500
	100%	100%	100%	100%	100%	100%	100%	100%	100%	100%	100%	100%	100%	100%
18 - 24	104 10%	17 9%	43 13% d	28 12% d	15 7%	60 12% d	44 9%	97 10%	5 10%	72 12% j	29 7%	38 9%	40 8%	64 13% l
25 - 34	164 16%	26 14%	61 18%	42 18%	35 15%	87 17%	77 16%	148 16%	14 26%	112 19% j	45 12%	47 11%	59 12%	105 21% kl
35 - 44	187 19%	44 23% cdf	70 21% f	36 15%	37 15%	115 22% cdf	72 15%	170 18%	15 27%	139 24% j	41 11%	74 18%	88 18%	99 20%
45 - 54	165 16%	37 19% df	66 20% df	36 15%	27 11%	103 20% df	62 13%	155 17%	8 15%	144 24% j	19 5%	60 15%	82 16%	83 17%
55 - 64	155 16%	28 14%	49 15%	42 18%	37 16%	77 15%	79 17%	147 16%	7 13%	105 18% j	50 13%	69 17%	84 17%	71 14%
65+	226 23%	42 21% b	42 13%	55 23% be	87 37% abcef	84 16%	142 30% abce	220 24%	5 10%	16 3% i	205 53%	124 30% m	148 29% m	78 16%
NETS														
Net: 18-34	268 27%	43 22%	104 31% ad	70 30% d	50 21%	148 28% d	120 25%	245 26%	19 35%	184 31% j	74 19%	85 21%	99 20%	169 34% kl
Net: 35-54	352 35%	81 42% cdf	136 41% cdf	71 30%	63 27%	218 41% cdf	134 28%	325 35%	23 42%	283 48% j	60 15%	134 33%	170 34%	182 36%
Net: 55+	381 38%	69 36%	91 28%	96 40% be	124 52% abce	161 31%	220 46% abe	368 39%	12 23%	120 21% i	255 66%	193 47% m	232 46% m	149 30%

Columns Tested: a,b,c,d,e,f - g,h - i,j - k,l,m

West Suffolk: Creation of a Single Council Public Survey

DAGE

Base: All respondents

Significance Level: 95%

	FAVOURABILITY TOWARDS NEW SINGLE COUNCIL: FIRST Q			FAVOURABILITY TOWARDS NEW SINGLE COUNCIL: SECOND Q			CONCERN ABOUT PROPOSAL OF NEW SINGLE COUNCIL			IMPACT OF REDUCTION IN NUMBER OF CLLRS				
	Total	Favourable	Unfavourable	Don't know	Favourable	Unfavourable	Don't know	Concerned	Not concerned	Don't know	Positive	No difference	Negative	Don't know
		a	b	c	d	e	f	g	h	i	j	k	l	m
Unweighted Total	1001	643	199	159	705	214	82	420	544	37	357	339	250	55
Weighted Total	1001	647	195	159	706	216	79	424	540	37	345	338	260	58
	100%	100%	100%	100%	100%	100%	100%	100%	100%	100%	100%	100%	100%	100%
18 - 24	104	82	13	9	80	17	7	34	65	4	29	42	25	7
	10%	13%	7%	6%	11%	8%	8%	8%	12%	12%	8%	12%	10%	13%
		bc							g					
25 - 34	164	101	40	23	110	46	8	71	87	5	60	56	40	8
	16%	16%	21%	14%	16%	21%	11%	17%	16%	15%	17%	17%	15%	14%
						f								
35 - 44	187	116	26	44	137	37	13	76	103	8	65	56	48	18
	19%	18%	13%	28%	19%	17%	16%	18%	19%	23%	19%	17%	19%	31%
				ab										jkl
45 - 54	165	99	33	33	117	29	20	59	103	3	50	61	43	11
	16%	15%	17%	21%	17%	13%	25%	14%	19%	8%	14%	18%	17%	20%
							e		g					
55 - 64	155	108	29	18	110	36	10	70	80	5	55	55	41	5
	16%	17%	15%	11%	16%	16%	12%	17%	15%	14%	16%	16%	16%	8%
65+	226	140	54	32	152	52	22	113	103	10	87	68	62	9
	23%	22%	28%	20%	21%	24%	28%	27%	19%	28%	25%	20%	24%	15%
								h						
NETS														
Net: 18-34	268	183	53	32	190	63	15	106	152	10	89	98	65	16
	27%	28%	27%	20%	27%	29%	19%	25%	28%	27%	26%	29%	25%	27%
		c												
Net: 35-54	352	216	59	77	254	66	32	135	205	11	114	117	91	29
	35%	33%	30%	49%	36%	30%	41%	32%	38%	31%	33%	35%	35%	50%
				ab					g					jkl
Net: 55+	381	248	83	50	262	87	32	183	182	15	142	123	103	13
	38%	38%	42%	32%	37%	40%	40%	43%	34%	42%	41%	36%	40%	23%
			c					h			m		m	

Columns Tested: a,b,c - d,e,f - g,h,i - j,k,l,m

West Suffolk: Creation of a Single Council Public Survey

DETH

Base: All respondents

Significance Level: 95%

	COUNCIL AREA		GENDER		AGE									
	Forest Heath District	St Edmundsbury Borough	Male	Female	18-24	25-34	35-44	45-54	55-64	65+	18-34	35-54	55+	
Total	a	b	c	d	e	f	g	h	i	j	k	l	m	
Unweighted Total	1001	401	600	504	497	82	184	189	165	155	226	266	354	381
Weighted Total	1001	376	625	504	497	104	164	187	165	155	226	268	352	381
	100%	100%	100%	100%	100%	100%	100%	100%	100%	100%	100%	100%	100%	100%
White	937	345	592	482	455	97	148	170	155	147	220	245	325	368
	94%	92%	95%	96%	91%	93%	90%	91%	94%	95%	98%	91%	92%	96%
				d						efgkl				fgkl
Non-white	54	28	26	17	37	5	14	15	8	7	5	19	23	12
	5%	7%	4%	3%	7%	5%	9%	8%	5%	4%	2%	7%	6%	3%
		b		c			jm	jm				jm	jm	
No response	10	4	7	4	6	2	2	2	2	1	-	4	5	1
	1%	1%	1%	1%	1%	2%	1%	1%	1%	1%	-	1%	1%	*
						j								

Columns Tested: a,b - c,d - e,f,g,h,i,j,k,l,m

West Suffolk: Creation of a Single Council Public Survey

DETH

Base: All respondents

	SEG						ETHNICITY		WORKING STATUS		AWARENESS OF PROPOSED CREATION OF NEW COUNCIL			
	Total	AB	C1	C2	DE	ABC1	C2DE	White	BAME	Working	Not working	Knowledge of	Heard of	Never heard of
	a	b	c	d	e	f	g	h	i	j	k	l	m	
Significance Level: 95%														
Unweighted Total	1001	205	252	244	300	457	544	957	33	569	404	402	493	508
Weighted Total	1001	194	332	238	238	526	475	937	54	587	388	413	501	500
	100%	100%	100%	100%	100%	100%	100%	100%	100%	100%	100%	100%	100%	100%
White	937	180	317	223	217	496	440	937	-	544	369	389	476	461
	94%	93%	95%	94%	91%	94%	93%	100%	-	93%	95%	94%	95%	92%
								h						
Non-white	54	12	11	12	19	23	31	-	54	37	16	19	21	33
	5%	6%	3%	5%	8%	4%	6%	-	100%	6%	4%	5%	4%	7%
				be										
No response	10	3	4	2	1	6	4	-	-	6	4	4	4	6
	1%	1%	1%	1%	1%	1%	1%	-	-	1%	1%	1%	1%	1%

Columns Tested: a,b,c,d,e,f - g,h - i,j - k,l,m

West Suffolk: Creation of a Single Council Public Survey

DETH

Base: All respondents

Significance Level: 95%

	FAVOURABILITY TOWARDS NEW SINGLE COUNCIL: FIRST Q			FAVOURABILITY TOWARDS NEW SINGLE COUNCIL: SECOND Q			CONCERN ABOUT PROPOSAL OF NEW SINGLE COUNCIL			IMPACT OF REDUCTION IN NUMBER OF CLLRS				
	Total	Favourable	Unfavourable	Don't know	Favourable	Unfavourable	Don't know	Concerned	Not concerned	Don't know	Positive	No difference	Negative	Don't know
	a	b	c	d	e	f	g	h	i	j	k	l	m	
Unweighted Total	1001	643	199	159	705	214	82	420	544	37	357	339	250	55
Weighted Total	1001	647	195	159	706	216	79	424	540	37	345	338	260	58
	100%	100%	100%	100%	100%	100%	100%	100%	100%	100%	100%	100%	100%	100%
White	937	601	186	150	660	203	75	391	514	32	326	323	238	50
	94%	93%	96%	94%	93%	94%	94%	92%	95%	87%	95%	96%	91%	86%
									gi		m	lm		
Non-white	54	39	7	8	41	10	3	29	22	3	16	11	20	6
	5%	6%	4%	5%	6%	5%	4%	7%	4%	9%	5%	3%	8%	11%
													k	k
No response	10	7	1	1	5	3	1	4	4	1	3	3	2	1
	1%	1%	1%	1%	1%	1%	2%	1%	1%	4%	1%	1%	1%	2%

Columns Tested: a,b,c - d,e,f - g,h,i - j,k,l,m

West Suffolk: Creation of a Single Council Public Survey

Working status

Base: All respondents

Significance Level: 95%

	COUNCIL AREA		GENDER		AGE									
	Forest Heath District	St Edmundsbury Borough	Male	Female	18-24	25-34	35-44	45-54	55-64	65+	18-34	35-54	55+	
Total	a	b	c	d	e	f	g	h	i	j	k	l	m	
Unweighted Total	1001	401	600	504	497	82	184	189	165	155	226	266	354	381
Weighted Total	1001	376	625	504	497	104	164	187	165	155	226	268	352	381
	100%	100%	100%	100%	100%	100%	100%	100%	100%	100%	100%	100%	100%	100%
Economically active	587	227	360	294	293	72	112	139	144	105	16	184	283	120
	59%	60%	58%	58%	59%	69%	68%	75%	87%	67%	7%	69%	80%	32%
						jm	jm	jm	efgijkm	jm		jm	efijkm	j
Economically inactive	414	149	265	209	205	32	52	47	21	51	210	84	69	261
	41%	40%	42%	42%	41%	31%	32%	25%	13%	33%	93%	31%	20%	68%
						hl	hl	h		hl	efghiklm	hl		efghikl

Columns Tested: a,b - c,d - e,f,g,h,i,j,k,l,m

West Suffolk: Creation of a Single Council Public Survey

Working status

Base: All respondents

	SEG						ETHNICITY		WORKING STATUS		AWARENESS OF PROPOSED CREATION OF NEW COUNCIL			
	Total	AB	C1	C2	DE	ABC1	C2DE	White	BAME	Working	Not working	Knowledge of	Heard of	Never heard of
	a	b	c	d	e	f	g	h	i	j	k	l	m	
Significance Level: 95%														
Unweighted Total	1001	205	252	244	300	457	544	957	33	569	404	402	493	508
Weighted Total	1001	194	332	238	238	526	475	937	54	587	388	413	501	500
	100%	100%	100%	100%	100%	100%	100%	100%	100%	100%	100%	100%	100%	100%
Economically active	587	117	247	149	74	364	223	544	37	587	-	228	279	308
	59%	60%	74%	63%	31%	69%	47%	58%	68%	100%	-	55%	56%	62%
		df	acdf	df		adf	d			j				
Economically inactive	414	77	85	88	164	162	252	393	17	-	388	184	222	192
	41%	40%	26%	37%	69%	31%	53%	42%	32%	-	100%	45%	44%	38%
		be		b	abcef		abce			-	i			

Columns Tested: a,b,c,d,e,f - g,h - i,j - k,l,m

West Suffolk: Creation of a Single Council Public Survey

Working status

Base: All respondents

Significance Level: 95%

	FAVOURABILITY TOWARDS NEW SINGLE COUNCIL: FIRST Q			FAVOURABILITY TOWARDS NEW SINGLE COUNCIL: SECOND Q			CONCERN ABOUT PROPOSAL OF NEW SINGLE COUNCIL			IMPACT OF REDUCTION IN NUMBER OF CLLRS				
	Total	Favourable	Unfavourable	Don't know	Favourable	Unfavourable	Don't know	Concerned	Not concerned	Don't know	Positive	No difference	Negative	Don't know
	a	b	c	d	e	f	g	h	i	j	k	l	m	
Unweighted Total	1001	643	199	159	705	214	82	420	544	37	357	339	250	55
Weighted Total	1001	647	195	159	706	216	79	424	540	37	345	338	260	58
	100%	100%	100%	100%	100%	100%	100%	100%	100%	100%	100%	100%	100%	100%
Economically active	587	385	107	96	419	127	41	240	333	14	197	210	146	34
	59%	59%	55%	60%	59%	59%	51%	i	i	39%	57%	62%	56%	58%
Economically inactive	414	262	88	64	286	89	39	184	207	22	148	127	114	24
	41%	41%	45%	40%	41%	41%	49%	43%	38%	61%	43%	38%	44%	42%
									gh					

Columns Tested: a,b,c - d,e,f - g,h,i - j,k,l,m

A single council for West Suffolk - letters and emails received

New Anglia Local Enterprise Partnership
Greater Cambridge Greater Peterborough Enterprise Partnership
Suffolk Chamber
Newmarket Business Improvement District
Bury St Edmunds Business Improvement District
Police and Crime Commissioner
Members of Parliament – James Cartlidge, Jo Churchill, Matthew Hancock
Cambridgeshire and Peterborough Combined Authority
Suffolk County Council
Babergh District Council
Mid Suffolk District Council
Breckland Council
Braintree District Council
Borough Council of Kings Lynn and West Norfolk
Norfolk County Council
Lakenheath Parish Council
Troston Parish Council
Horringer–cum-Ickworth Parish Council
Kedington Parish Council
Haverhill Town Council
Brandon Town Council – responded via online engagement
Mildenhall Parish Council
Havebury Homes
Flagship Group
West Suffolk Hospital NHS Foundation Trust
West Suffolk Clinical Commissioning Group
The Theatre Royal
The Bury Society
Right Honourable Lord Tebbit

From: Chris Starkie <Chris.Starkie@newanglia.co.uk>

Date: 7 September 2017 at 19:36:41 BST

To: "Baird, Julie" <julie.baird@westsuffolk.gov.uk>

Subject: RE: Single Council

Julie,

I am writing to confirm New Anglia LEP's support for the proposal outlined in your draft business case to create a single council for West Suffolk, replacing Forest Heath and St Edmundsbury.

Whilst two councils have served their residents well for many years, the business case is compelling in a number of ways.

We agree that combining the two authorities will improve the effectiveness and resilience of service delivery as well as putting the authority on a sounder long term financial footing.

We also agree the proposals will enable the area to have a clearer voice in dealing with partners such as ourselves and be of the scale to maximise investment opportunities for the benefit of the area and its residents.

Thank you for the opportunity to share our views on the proposals.

Kind regards

Chris

Chris Starkie | Managing Director

Tel: 01603 510070 | Mobile: 07827 309669

Website: www.newanglia.co.uk

To: Cllr John Griffiths, Leader, St Edmundsbury Borough Council Cllr James Waters, Leader,
Forest Heath District Council

Via Email

31st August 2017

Dear James and John,

I am writing to support plans for your two Local Authorities to formally merge to create a single local authority for the West Suffolk area.

We fully appreciate the significant challenges facing local government, and we welcome the proactive approach from St Edmundsbury Borough Council and Forest Heath District Council to tackling these issues in a positive manner.

By bringing together all of the voices of businesses from West Suffolk into one organisation, we believe that it will create a stronger voice for business needs locally, particularly when it comes to upgrades to infrastructure and around major project, such as the future of RAF Mildenhall.

It also means you will still be of a scale that will enable you to work with, and listen to, businesses of all sizes – from micro businesses through to large corporations. Something that is vital for the continued growth and prosperity of the local area.

As one of your Local Enterprise Partnerships, we look forward to working in partnership with you through this process, and hope that our letter of support is of assistance.

With best wishes,

Your sincerely



Mark Reeve

Chairman Greater Cambridge Greater Peterborough LEP

GCGP.CO.UK  @YourLEP  Your Local Enterprise Partnership

T: 01480 277180 E: info@gcgp.co.uk Company Registration No. 07553554
Unit 3, The Incubator, Alconbury Weald Enterprise Campus, Alconbury Airfield, Huntingdon, Cambridgeshire PE28 4WX

Dear Julie

The future of West Suffolk Councils: new single council for West Suffolk

Thank you for the opportunity to comment on the proposal to create a new single district-level council for West Suffolk. I am responding on behalf of Suffolk Chamber of Commerce and the Suffolk Chamber of Commerce Town Chambers in Bury St Edmunds, Haverhill, and Newmarket and District.

We support the creation of a new single council for West Suffolk.

The business case claims of significant cost savings, improved accountability and improved services together make a compelling case and we are mindful that the recent services merger between St Edmundsbury BC and Forest Heath DC has already started to progress this project both on the ground and in the public's perception.

Nonetheless we wish to make some specific comments from the business perspective:


- There are several references in the documents to better engagement with other public partners, families and communities but as far as we can see only one (and none in the 1 x A4 summary) referring to improved business engagement. Given the emphasis in the documents on developing a strong and growing economy, and the fact that over one third of the new council's income will be derived from business rates, we believe that a much stronger commitment should be made to engaging closely with business;
- The business case is currently based on 60 councillors but acknowledges that 50 would better reflect "current trends"; our view is that reducing the overall number to 50 would achieve better savings and efficiencies and would, through competition, drive up the quality of member representation and decision-making;
- There is a section in the documents on how this proposal will be consulted on and we strongly suggest that representatives from the councils should attend forthcoming Town Chamber Boards to directly garner business views; if you consider it helpful we would also be pleased with appropriate support to run up to 3 local business consultation events although we acknowledge that the consultation timetable might not allow for this;

1

- We would like to see, or hear at the Town Chamber Board meetings, more detail on how a merged Council would "support businesses" (there are no specific proposals in any of the documents), especially as it is claimed that one of the greatest benefits of the merger for local businesses and communities, would include "democratic accountability" (para 5 of the Executive Summary); this will be especially important from 2020 when 100% of Business Rates will be retained; we seek reassurance that businesses will benefit from the new arrangements and that the increasing of Business Rates does not become an easy solution to future financial challenges; and
- We would also like to know more about the way that a new single council for West Suffolk would take decisions on investments intended to generate income, something that is referred to several times in the documents; the making of "bold" investments (para 77) with public finances drawn to a significant extent from businesses would merit close scrutiny from business itself.

We hope that the proposals to establish a new single council for West Suffolk are realised and we look forward to your responses to our specific comments and questions.

Yours sincerely

A handwritten signature in black ink, appearing to read 'John Dugmore', written in a cursive style.

John Dugmore
Chief Executive

From: Graham Philpot [mailto:graham.philpot@newmarketbid.com]

Sent: 15 August 2017 15:35

To: Baird, Julie <julie.baird@westsuffolk.gov.uk>

Subject: RE: Single Council

Dear Julie,

Thank you for the detailed proposal below and attached regarding the proposed merger to a single council.

I have completed the online form as requested, and Newmarket BID is in support of the proposal.

Kind Regards,

Graham

From: Mark Cordell [mailto:mark.cordell@ourburystedmunds.com]

Sent: 01 August 2017 17:53

To: Baird, Julie

Subject: RE: Single Council

Julie, it was good to meet you at the Chamber Board meeting last month.

As I think most of us indicated at the meeting I can understand the logic behind the proposal and I am fully supportive of it, and I am confident the vast majority of our members are too.

I have completed the online survey and provided a bit more detail in regards of my thoughts.

Thank you for the offer to come and talk through the proposal but to be honest that's not necessary and I wouldn't want to waste your time but happy to have a catch up about the town centre and local businesses whenever is convenient for you

Best wishes

Mark Cordell

Chief Executive Officer

Our Bury St Edmunds Business Improvement District

2nd Floor

2 Woolhall Street

Bury St Edmunds

IP33 1LA

Tel: 01284 766258

mobile: 07703 193511

web: www.ourburystedmunds.com

twitter: @MarkourbseBID

BSE BIDCO LIMITED T/A Our Bury St Edmunds BID



Councillor John Griffiths, Leader, St Edmundsbury Borough Council
Councillor James Waters, Leader, Forest Heath District Council
By email

13 September 2017

Dear John and James

Thank you for your letter concerning the creation of the West Suffolk Council. I would like to place on record I am very supportive of your proposal and sincerely hope both existing councils will agree to bring this project to fruition.

During these challenging times of financial stringency and increasing demand on services it is vital the whole public sector seizes any opportunity for improving efficiency and effectiveness. I am quite sure the merging of Forest Heath and St Edmundsbury councils will help deliver this objective.

As you know, for some years I have been a passionate advocate for much wider public sector reform which involves joint working and collaboration across sectors which could include the pooling of budgets and other resources. This will provide better value for money for the taxpayer and has the potential to enhance the quality of the services provided.

You also have a very commendable focus on economic growth and development which I wholeheartedly support. As Police and Crime Commissioner I have seen at first hand the link between economic and social deprivation and raised levels of crime, abuse, addiction and antisocial behavior. Any initiative that assists with wealth generation and greater prosperity is most welcome.

With very best wishes and good luck with your plans.

Yours sincerely

Tim Passmore
Suffolk Police and Crime Commissioner



HOUSE OF COMMONS
LONDON SW1A 0AA

Mr Ian Gallin
Chief Executive
St Edmundsbury Borough Council
West Suffolk House
Bury St Edmunds
IP33 3YU

27th July 2017

RE: WEST SUFFOLK COUNCIL


I write to express my support for the creation of a single council for West Suffolk.

By combining the existing Forest Heath District and St Edmundsbury Borough Councils, I believe that a new council for West Suffolk would be better placed to deliver vital services to our local communities.

The councils have a history of working well together through combined services, having already saved the local taxpayers £4 million per annum, and I believe that this partnership should be fully extended to provide further benefits in other areas of local council activity.

As such, I would like to endorse the proposal set out in the draft business case and would encourage the councils to further pursue this shared ambition.

Yours sincerely,



James Cartlidge MP



JO CHURCHILL MP
Member of Parliament for Bury St Edmunds



Mr Ian Gallin
Chief Executive
St Edmundsbury Borough Council
West Suffolk House
Western Way
Bury St Edmunds
IP33 3YU

July 2017

Dear Ian,

I write to express my support for the creation of a single council for West Suffolk; combining Forest Heath District and St Edmundsbury Borough Councils.

The case for a single council for West Suffolk is compelling; combining efforts to deliver services and continued investment to support local communities, drive local jobs and deliver vital savings and efficiencies.

A single council would be best placed to deliver local, bespoke solutions whilst ensuring a voice, which can champion on the national stage, the aspirations of local communities. This vibrant community is well poised economically and geographically to attract new business. Working more efficiently will further enable us, to do just that.

This is a bold new direction for West Suffolk and one which I whole heartedly lend my support to.

Yours sincerely,

Jo Churchill MP



HOUSE OF COMMONS

LONDON SW1A 0AA

Cllr James Waters & Cllr John Griffiths
Forest Heath District and St Edmundsbury Borough Councils
Suffolk House
Western Way
Bury St Edmunds
Suffolk IP33 3YU

14 August 2017

Dear James and John,

Future of Local Government in West Suffolk

Thank you for your letter of 26 July about the future of local government in West Suffolk.

I am writing to give you my warm support for the proposed creation of a single council. With strong leadership and using shared facilities, a single council will deliver efficient services for the community.

Please let me know if there is anything I can do to help move these proposals forward.

Yours ever,

A handwritten signature in black ink, appearing to read 'Matt'.

Working for West Suffolk

www.matthewhancock.co.uk
matthew@matthewhancock.co.uk
[@matthancockmp](https://twitter.com/matthancockmp)

London: 020 7219 7186

Suffolk: 01638 576 692

James.Waters@Forest-Heath.gov.uk
John.Griffiths@stedsbcc.gov.uk

14 June 2017

Dear James and John

Future of Local Government in West Suffolk

Many thanks for your letter of 6 June 2017.

Martin and I would very much like to offer our support to your process.

We would welcome the opportunity to meet with you and others to discuss strategic transport issues joining up east to west.

With kind regards.

Yours sincerely



James Palmer
Mayor of Cambridgeshire and Peterborough

Our Ref: CN/JT/WS01

Date: 14 September 2017

Enquiries to: Colin Noble

Tel: 01473 260 535

Email: Leaderspa@suffolk.gov.uk

FAO: Cllr John Griffiths and Cllr James

Waters

Via Email

Dear John and James

The Future of West Suffolk

Overall, Suffolk County Council is broadly supportive of the proposal for Forest Heath District Council and St Edmundsbury Borough Council to merge to form West Suffolk Council. The draft business case communicates clearly the rationale and this is mainly an issue for Forest Heath and St Edmundsbury councillors. The proposed public consultation and delivery timelines are noted.

The challenges and aspirations set out within the document match those of the County

Council as described within "Our Priorities 2017 – 21". We share a desire to build on previous joint working and successes achieved with partners, and continue to work together acknowledging the contribution of the wider public sector in West Suffolk.

I wish you both, the Councillors and Officers at Forest Heath and St Edmundsbury good luck in the transition to West Suffolk and we look forward to continuing to build on our positive, productive and valued partnership.

Best wishes



Councillor Colin Noble
Leader of the Council

Leaders of the Councils



Councillor James Waters
Leader
Forest Heath District Council
Council Offices
College Heath Road
Mildenhall
Suffolk
IP28 7EY

Please ask for: Jennie Jenkins / Nick Gowrley
Direct line: 01473 825751 / 01449 724669
Fax number:
Your reference:
Our reference: JJ/NG/AJB
E-mail: jennie.jenkins@babergh.gov.uk
nick.gowrley@midsuffolk.gov.uk

16th August 2017

Dear James

RE: Future of Local Government in West Suffolk

This letter is to confirm our support for your intention to look at the creation of a new single council for West Suffolk, which will replace Forest Heath District Council and St Edmundsbury Borough Council.

Babergh and Mid Suffolk District Councils value the strong bonds that have been developed with West Suffolk and look forward to those continuing.

Yours sincerely

A handwritten signature in black ink, appearing to read 'Nick Gowrley', with a horizontal line underneath.

Councillor Nick Gowrley
Leader
Mid Suffolk District Council

A handwritten signature in black ink, appearing to read 'Jennie Jenkins', with a horizontal line underneath.

Councillor Jennie Jenkins
Leader
Babergh District Council

Cllr Griffiths and Cllr Waters
West Suffolk District Council
West Suffolk House,
Western Way,
Bury St Edmunds,
Suffolk IP33 3YU

11th August 2017

Ref: Future of Local Government in West Suffolk

Dear John and James

Thank you for sending me your exciting and innovative proposal. You are to be applauded on this innovation in delivering better local public services whilst reducing costs and strengthening local democracy. Boundaries of organisation are in my view artificial and it's the delivery for the best outcomes for the communities that is of greatest interest.

Your business case appears to be an honest and transparent assessment of the risks and financial outcomes associated with the proposal, alongside the benefits. Communication on something of this nature is vital in helping all understand the rational and outcomes desired.

Implementation is not covered fully although you have included a timetable and am sure you are fully aware of the challenges this will bring, given a May 2019 deadline.

Whatever the final outcome of this proposal, Breckland Council is committed to working with you going forward, through our ever strengthening ARP relationship and new growth initiatives such as Cambridge to Norwich Technology Corridor.

Breckland's community especially around the Thetford area looks south into your part of Suffolk for health and other related services so our close working is important. How we work together may change and we would want to be fully engaged in this discussion.

Please keep us informed of your progress and best of luck in this endeavour.

Yours sincerely



Cllr William Nunn
Leader, Breckland Council

Dear Cllr. Griffiths and Cllr. Waters,

Thank you for sharing your draft business case for a single District Council in West Suffolk.

I have discussed this with the Council Leader, Graham Butland and he has asked me to respond on behalf of the Council.

We appreciate that in these challenging times for local authorities that there is a need for considering new ways of providing services for our local residents whilst improving cost effectiveness. Your proposal to create a single authority appears to be a sensible way forward. As you say we already have strong working relationships but we are keen to develop stronger working relationships around infrastructure, business support and managing growth as this is our top priority. We would therefore welcome an opportunity to discuss developing stronger working relationships as your plans develop.

We wish you well with your plans and look forward to meeting a suitable time in the future.

Kind regards,

Andy Wright

Acting Chief Executive

Braintree District Council | Causeway House, Bocking End, Braintree, CM7 9HB

☎ 01376 557700 | www.braintree.gov.uk | ✉ andy.wright@braintree.gov.uk

Your ref:
Our ref: RH/HS
Please ask for:
Direct dial: (01553) 616245
Direct fax: (01553) 616736
E-mail: ray.harding@west-norfolk.gov.uk

Borough Council of
**King's Lynn &
West Norfolk**



Leader of the Council
Councillor Brian Long

Councillor James Waters
Leader
Forest Heath District Council
Council Offices
College Heath Road
Mildenhall
Suffolk IP28 7EY

Chief Executive
Ray Harding

22 August 2017

Dear James

Future of Local Government in West Suffolk

Thank you for your letter dated 27th July jointly from yourself and John advising us of your intention to join together to form West Suffolk Council.

The draft business case made for interesting reading and displayed constructive and solid objectives for a larger, more resilient organisation.

We would, of course, welcome a continuing positive relationship with a newly proposed West Suffolk Council and wish you every success with this opportunity.

Yours sincerely

Brian Long
Leader

Ray Harding
Chief Executive

cc: Councillor John Griffiths, Leader – St Edmundsbury Borough Council

King's Court, Chapel Street, King's Lynn, Norfolk PE30 1EX
Tel: (01553) 616200; fax: (01553) 691663
DX 57825 KING'S LYNN

Chief Executive – Ray Harding

Your ref:
Our ref: RH/HS
Please ask for:
Direct dial: (01553) 616245
Direct fax: (01553) 616736
E-mail: ray.harding@west-norfolk.gov.uk

Borough Council of
**King's Lynn &
West Norfolk**



Leader of the Council
Councillor Brian Long

Councillor John Griffiths
Leader
St Edmundsbury Borough Council
Suffolk House
Western Way
Bury St Edmunds
Suffolk IP33 3YU

Chief Executive
Ray Harding

22 August 2017

Dear John

Future of Local Government in West Suffolk

Thank you for your letter dated 27th July jointly from yourself and James advising us of your intention to join together to form West Suffolk Council.

The draft business case made for interesting reading and displayed constructive and solid objectives for a larger, more resilient organisation.

We would, of course, welcome a continuing positive relationship with a newly proposed West Suffolk Council and wish you every success with this opportunity.

Yours sincerely

Brian Long
Leader

Ray Harding
Chief Executive

cc: Councillor James Waters, Leader – Forest Heath District Council

King's Court, Chapel Street, King's Lynn, Norfolk PE30 1EX
Tel: (01553) 616200; fax: (01553) 691663
DX 57825 KING'S LYNN

Chief Executive – Ray Harding

CJ/MBC

23 August 2017

Tel: 01603 223201

Councillor John Griffiths
St Edmundsbury Borough Council
Suffolk House
Western Way
Bury St Edmunds
Suffolk IP33 3YU

Councillor James Waters
Forest Heath District Council
Council Offices
College Heath Road
Mildenhall
Suffolk IP28 7EY

Dear Cllr Griffiths and Cllr Waters

Future of Local Government in West Suffolk

Thank you for your letter of 27 July with the business case outlining your plans to create a new single council to replace Forest Heath District and St Edmundsbury Borough Councils.

We are in support of the changes you are proposing which will help to generate efficiencies and direct resources in to front line service delivery. Norfolk County Council values the existing cross county arrangements such as the Local Enterprise Partnership which helps to grow jobs, drive innovation and increase productivity in Norfolk and Suffolk. We hope that this collaboration amongst others would continue to strengthen under the governance of a new single council.

Norfolk County Council wishes you, the Councillors and Officers at Forest Heath District and St Edmundsbury Borough Councils good luck in the transition to West Suffolk, and we look forward to continuing to build on our positive, productive and valued partnership.

Yours sincerely



Cllr Cliff Jordan
Leader of the Council

From: lakenheathpc@btconnect.com [mailto:lakenheathpc@btconnect.com]

Sent: 10 August 2017 11:35

To: future.council <future.council@westsuffolk.gov.uk>

Subject: A new single council for west Suffolk

Good morning

Lakenheath Parish Council have discussed the proposal for a new single council for West Suffolk.

They would like to highlight what they feel are the advantages and disadvantages:

Advantages

- A better use of technology and new ways of working will mean the team can work more flexibly across the whole area.
- The governance structure could be simplified, with fewer multi and single council committees, task groups and working parties.
- A combined council would have a bigger voice due to numbers within it. The removal of two political masters would support officers being able to deliver a better and smoother service with a reduction in cost.
- A combined council would deliver enormous financial savings and provide for better services for the community.
- Planning, policy and regulatory decision-making would become consistent across the whole district, removing the potential for gaps or inconsistencies created by current council boundaries. This is at a time when funding streams for local councils are being tightened considerably.
- Better financial resilience, the new larger district council would be in a better position to cope with unexpected change and challenges.
- Increased scale would mean better ability to provide a diverse portfolio of community facilities across the whole area.
- The councils could benefit from the two companies' extensive experience across the public and private sectors to continually review and improve services across the whole area.

Disadvantages

- Fewer District Councillors representing residents, as there is likely to be a reduction in number.
- The changes could be unsettling for some council staff. Rather than face a period of uncertainty, possible redundancy, staff with important local knowledge might seek employment elsewhere and be lost during the consultation process.
- It is assumed that office space will be reduced, resulting in longer journeys for some residents to visit District Offices.
- Rural villages will become the poor relation to bigger towns, who undoubtedly will receive the better and improved services due to the economic benefits.

Kind regards

Clare

Mrs Clare Shimmon - Clerk of the Council

From: (Email address redacted)
Sent: 22 August 2017 09:51
To: future.council <future.council@westsuffolk.gov.uk>
Subject: Combined Council

Dear Mark

As Chairman of Troston Parish Council I have been asked by my colleagues to express our support for the plans for the future combined council. Our caveat is that Councillors and staff (in particular Highways) seem stretched already. We would not wish to see the task of budget holders stretched further.

For and behalf of Troston Parish Council,

Dr Graeme Norris

Clerk: Marilyn Bottomley CILCA

8 Church Close,

Rede,

Tel: 01284 789303

Bury St. Edmunds,

Suffolk IP29 4BG

e-mail: (Email address redacted)

St Edmundsbury Borough Council

West Suffolk House

Western Way

Bury St Edmunds

IP33 3YU

22nd August 2017.

Dear Sirs

A new single council for west Suffolk – Consultation by St. Edmundsbury Borough Council.

Horringer Parish Council wish to comment on the above consultation as follows:-

1. **In principle, the parish council support the proposals, in that the merger of district/borough councils should allow for simpler, more straightforward efficiencies in the delivery of local government services.**
2. **Whilst the parish council supports the proposal generally, it is vital that service quality is not compromised. It is our experience that the quality of the service we receive from the borough council has, in recent years, been uneven. There is currently a need to address areas of poor service quality by the council and this proposed merger should examine its systems and procedures concurrently with the changes that are due to take place. This is essential if you are going to achieve the “high quality services” to which you aspire.**
3. **The Boundary Commission review referred to is supported as this should realise a reduction in the number of councillors and thus reduce costs.**
4. **No reference is made to the role or relationship with the County Council as a result of this process. An opportunity should present itself to improve co-ordination with SCC in the delivery of services to the public. A key example of which is highway matters.**

Thank you for the opportunity to comment on the proposal. The Parish Council would be happy to enlarge on these comments should you wish us to do so.

Yours truly,

Marilyn Bottomley

Clerk

KEDINGTON PARISH COUNCIL

RESPONSE TO CONSULTATION

NEW SINGLE COUNCIL FOR WEST SUFFOLK

The “potential” savings of having a single council for West Suffolk are not great enough to make this proposed change worthwhile and the whole exercise is about cost cutting. The likely outcome will be confusion caused by re-structuring and a lower quality of service; by the time amalgamation is complete, it will be too late to go back in the same manner. Local services organised at a local level should always be more economic. If an administration area is too big, then it will cost more, as people will be spending more time travelling further to carry out their jobs, therefore delivering a more costly service.

The only saving in combining the two authorities is the £800,00 saving by having only one “council office” and reduction of staff under one roof. It is questionable whether a single council with combined buying power will be able to purchase cheaper services. Would a single council have the staff who are knowledgeable enough to know the problems in all the areas across the single council, again this is questionable and could lead to areas of the single council “losing” out on services they currently receive. Areas such as Haverhill and Kedington already lose out with just one council being in control, what would it be like with a new single council? The larger the authority, the more complicated it becomes and local areas will get neglected. Providing more infrastructure, jobs, housing, etc. with a “slimmed down” single council cannot be achieved. Different areas have their own particular needs and these needs will not be served with a single council where governance spans such a large area. It is highly unlikely that a single council would still be able to deliver local and tailored solutions but also have a large and unified voice to champion the aspirations of our communities nationally and to attract new businesses. How would Councillors from Forest Heath know what is needed locally in Kedington and vice-versa.

Getting local issues “aired” within the current governance is already difficult and a merger to a single council will only make this harder; this goes against local democracy taking power further away from the electorate. Our local services will get steadily worse whatever the structure, due to unpayable government debt.

Reading through the consultation paperwork and website there is little evidence to show what actual savings will be achieved. St Edmundsbury Borough Council’s current area has different issues to Forest Heath, for example, if RAF Mildenhall closes, this would have a huge impact in the Forest Heath area, but with a single council, St Edmundsbury’s area would have to absorb this impact as well. The draft business plans do not seem to highlight any “cons” just “pros”.

An independent review carried out by the Public Sector Executive has stated:

“The introduction of combined authorities has led to the structure of local government becoming too complicated to drive real change”. In a report released today by the National Audit Office (NAO), the new combined authorities were described as having inherently complex structures that had been added to England’s already complicated local government arrangements”.

Researchers also found that the evidence behind investment, decision-making and oversight at a sub-national level being linked to positive local economic outcomes was mixed and inconclusive.

The consultation of a single council seems to be somewhat rushed, when only one month has been allowed to collate all responses from local councils before a decision is taken at September's Full Council Meeting at St Edmundsbury.

KEDINGTON PARISH COUNCIL IS AGAINST A NEW SINGLE COUNCIL FOR WEST SUFFOLK

Signed: *Marion Farrant*
Marion Farrant – Parish Clerk

On behalf of Kedington Parish Council

Dated: 30 August 2017

Alex Wilson
Director
St Edmundsbury Borough Council
West Suffolk House
Western Way
Bury St Edmunds
IP33 3YU

22nd August 2017

Dear Alex,

Haverhill Town Council response to the proposal for a single council for West Suffolk

Haverhill Town Council (HTC) submits the following responses to this consultation:

- a) Local decision-making: What is the proposal for a locality structure to serve the geographically dispersed communities? The ‘summary of information’ table on page 5 of the consultation document, suggests the creation of a single council for West Suffolk would give “greater focus on locality based working”, but only identifies families and communities under that opportunity. However, given the perception of remoteness of decision-making that already exists within the populations of areas well away from Bury St Edmunds, there is a genuine concern that decisions on matters that are purely local rather than strategic, such as most planning applications, would be made by Councillors from such a wide geographic area who may have little or no knowledge of the community for whom they are making decisions. Could Haverhill have dedicated staff based in the town, such as a planning officer, given the level of workload generated by a large and expanding town? Staff could be embedded in the Town Council as a single point of contact but still be managed by and report to West Suffolk. Local planning committees could deal with planning applications that are referred to the delegation panel at the moment, reserving the large-scale, strategic or most controversial decisions for a council-wide planning committee, which would only meet when needed.

The argument often made against local determination of planning matters is that Haverhill, for example, is represented on the planning committee anyway and in practice Councillors from other areas give weight to the opinion of the local Councillors in these matters. This of course is also an argument for local determination, where more local councillors can be involved.

- b) Redundancies: There is a concern that the projected savings are going to be mainly achieved through redundancies focussed on Forest Heath, as the Council will centre itself on West

Suffolk House. What assistance can be given to employees as far as travel to Bury St Edmunds is concerned, so this is not a barrier to staff who live in an area where employment opportunities are not as plentiful as Bury St Edmunds. HTC recognises the constant pressure to make savings, but would ask that a holistic view is taken. Locality working across a broad range of services and responsibilities would maximise the opportunity for the new council to retain staff who are restricted by travel issues – and has green credentials too.

- c) Harmonisation of council tax levels: HTC expresses some surprise that this issue is included as a 'weak positive impact' within the consultation document. There is surely a negative impact on the precept, given the differences in levels of precept and reserves for Forest Heath and St Edmundsbury. Can St Edmundsbury freeze council tax for that long without damaging services or depleting reserves? HTC believes that this issue needs to be set out transparently so that the public and Councillors know what the potential impacts are. Is there a potential for a legal challenge on merging reserves?

- d) Local Plan: How will the different shortage of housing supply be dealt with – will St Edmundsbury area have more houses to mitigate the shortfall in Forest Heath? Much more detail is needed on this matter than an acknowledgement that there is a 'need to continue to find new ways of increasing housing supply'.

HTC fully understands the arguments for a single council for West Suffolk and recognises the opportunities both for efficiencies but also for embracing a locality structure which balances financial efficiencies whilst maximising local decision making to result in a Council more rooted in its communities than the 1974-era top-down local government structures West Suffolk seeks to replace.

Yours sincerely,

Colin Poole

Town Clerk, Haverhill Town Council

Mildenhall Parish Council

Consultation Feedback on The Single Council proposal

The Single Council proposal was discussed as an agenda item at Full Council on Thursday 31st August 2017, with a view to submitting to Forest Heath some feedback from Councillors on their views.

A number of points were raised and can be summarised as follows:-

Concerns that there would be a loss of identity for Forest Heath and a new District would be dominated by Bury St Edmunds

There was a concern that the personnel numbers working locally would be reduced and jobs will be lost, that local services should not be diminished.

A comment was made about where this would end? Would large Districts then be joining up to make even bigger entities and all local identities would be lost?

It was acknowledged that savings could be made from a decision to join up and resilience for the future would be strengthened, considering ever more challenging finances.

A key point was made by several members about the protection of democracy in the local area, that no one wanted to see a loss of representation of local people and issues because of this type of change.

There was a specific query about how Planning would work in a single much larger District. That local knowledge and representation should not be lost. Whether an east and west approach to planning would be retained to protect the current processes?

Kind Regards

Chris Emmerson

Deputy Clerk

Chris Emmerson

Mildenhall Parish Council

The Pavilion

Recreation Way

Mildenhall

Suffolk

IP28 7HG

Dear Sir or Madam,

Having seen the steps that you have already taken to lead and deliver services to the wider area of St Edmundsbury and Forest Heath, it makes complete sense now to follow through and become a single authority.

We would like to see any financial benefits derived from the consolidation reinvested in our communities, to drive economic growth and ensure important services such as Affordable Housing provision keep pace with the demands of the area.

Kind regards

Karen Mayhew | Chief Executive | The Havebury Housing Partnership

Havebury House, Western Way, Bury St Edmunds, Suffolk, IP33 3SP

Tel: (01284) 722007 **Fax:** (01284) 722156 **Web:** www.havebury.com

Company No: 4147468 Reg CharityNo: 1092077

ü Please consider the environment before printing this e-mail or its attachments



31 King Street
Norwich
Norfolk
NR1 1PD

Wednesday 9 August 2017

Dear Mr Wilson,

I am writing to you in relation to the proposed merger of Forest Heath and St Edmundsbury councils.

In May of this year Councillors John Griffiths and James Waters kindly wrote to me outlining the financial and structural challenges faced by their councils. In order to continue to invest in and support the communities they serve they go on to state their intention to investigate the option of forming a single council at the district/borough level.

On behalf of Flagship Group I would like to express our support for the principle of a merged council that if adopted, will be in a stronger position to deliver vital public services.

This is of particular interest to Flagship Group as we have strong roots in the community. We currently have approximately 3,500 homes across the proposed West Suffolk council. Our primary concern is the delivery of homes and services to our customers and we welcome the opportunity to increase collaboration between our organisations to further this aim.

We would be keen to hear the results of the engagement period and output from the steering group. The opportunity to contribute to the comprehensive planning stage in the run up to elections in May 2019 would be very welcome.

We look forward to continuing to work with the councils to deliver the best possible service to the people of West Suffolk.

Yours sincerely,

A handwritten signature in black ink, appearing to read 'David McQuade', written over a thin horizontal line.

David McQuade
CEO
Flagship Group

21st August 2017

Ian Gallin
Chief Executive
St Edmundsbury Borough Council & Forest Heath
District Council
West Suffolk House
Western Way Council Offices
College Heath Road
BURY ST EDMUNDS
Suffolk
IP33 3YU

Chief Executive's Office
West Suffolk Hospital
Hardwick Lane
Bury St Edmunds
Suffolk
IP33 2QZ

Tel: 01284 713538

www.wsh.nhs.uk

Dear Ian

Future of Local Government in West Suffolk

I am writing in response to your letter dated 27 July 2017 regarding the proposal to look at the creation of a new single council for West Suffolk, replacing Forest Heath District Council and St Edmundsbury Borough Council.

The basis of the proposal from the Councils' perspective is very much aligned with our own strategy for the integration of health and care. This is evidenced through the shift in the delivery of community services aligned to the west of Suffolk and the structure of an Integrated Care System (ICS) for West Suffolk.

The opportunity the proposal presents to further strengthen integration and joint-working is most welcome and is something we wholeheartedly support.

The offer in your letter to meet to ensure we translate these opportunities into delivery would be most welcome. Perhaps we could schedule some time in the coming weeks to further consider the opportunities the proposal presents.

I look forward to seeing you soon.

Yours sincerely



Dr Stephen Dunn
Chief Executive



integrated working



West Suffolk
Clinical Commissioning Group

West Suffolk House
Western Way
Bury St Edmunds
Suffolk IP33 3YU
Tel: 01284 758010

Direct Dial: 01473 770048

Email: ed.garratt@suffolk.nhs.uk

www.westsuffolkccg.nhs.uk

Date: 14 September 2017

Ian Gallin

Chief Executive

St Edmundsbury Borough Council and Forest Heath District Council

Via email

Dear Ian

Many thanks for sharing your document on the future of local government in West Suffolk.

The local NHS is very supportive of the proposal you set out.

We are very keen that we continue to build on the transformation work that we are driving together, such as Buurtzorg. In time we think there is possibility for local government in West Suffolk to develop further the community services alliance that launches in October.

I am sure we will continue to discuss these and other ideas in our regular meetings.

Yours sincerely

Ed Garratt
Chief Accountable Officer
NHS West Suffolk Clinical Commissioning Group

THE BEST OF HEALTH FOR WEST SUFFOLK



24th August 2017

Ian Gallin

Chief Executive Forest Heath and St Edmundsbury Councils

Dear Mr Gallin

Future of Local Government in West Suffolk

I am writing to you on behalf of the Board of Theatre Royal Bury St Edmunds about the proposal to form a single new council for West Suffolk, replacing Forest Heath District Council and St Edmundsbury Borough Council. At its meeting on 20th July the Theatre Royal Board considered this proposal and decided unanimously that it was strongly in support of the creation of a single new council for West Suffolk.

We agree that a single council will carry more weight in dealing with third parties, in particular central government and its various arms length bodies, including those concerned with arts funding. In addition however we feel that the proposed new council will offer opportunities for the Theatre further to extend its reach into the Forest Heath area. As I am sure you are aware we have been making real progress in getting performing arts into the local communities we serve and the Children's Arts Festival in particular has been an outstanding success in this regard – involving over 35 schools and reaching 4000 young people. We have also been active in engaging with disadvantaged groups, for example the Women's Refuge in Bury St Edmunds. We see lots of opportunities for this sort of initiative across the broader West Suffolk area and welcome the opportunity to do so.

Over the years we have had a very good relationship with St Edmundsbury Borough Council and we look forward to developing a similarly strong and productive relationship with the new council.

Yours sincerely

Karen Simpson

Artistic Director and Chief Executive Officer

Roger Quince

Chair of Board of Trustee

Mr Ian Gallin
Chief Executive
West Suffolk Councils
West Suffolk House
Western Way
Bury St Edmunds
IP33 3YU



Registered charity 263230
Founded 1971
www.theburysociety.org.uk

16th August 2017

Dear Sir,

The Bury Society is very concerned about the possibility of Bury St Edmunds losing its Borough status. I believe you have stated "that you are seeking advice about the application process so that, once West Suffolk becomes a District Council, it can apply for Borough status". This, the Bury Society is glad to hear from someone such as yourself in your role as Chief Executive.

Another suggestion put forward is that the Town Council applies for Borough status before the District Council is created. However, it is decided, the town to lose its Borough status is unthinkable, it is part of our heritage given in 1606 by James 1st.

I enclose the current Bury Society Review which has an article on the front page detailing the society's concerns. On behalf of the society I would like to thank you for your consideration of all of the forthcoming discussions and issues which surrounds the future of Bury St Edmunds as a Borough.

Your sincerely,

Martyn Taylor
Chairman- The Bury St Edmunds Society
01284 703495
E-mail martyn_taylor@tiscali.co.uk

RIGHT HONOURABLE LORD TEBBIT CH

Churchgate House, Churchgate Street, Bury St Edmunds, Suffolk IP33 1RD

Tel: 01284 750 404

29 June 2017

Cllr John Griffiths
Leader
St Edmundsbury Borough Council
West Suffolk House
Western Way
Bury St Edmunds IP33 3YU

Dear John,

I should have replied before now to your letter of 11 May on the future of local government in West Suffolk.

I strongly believe as do you and Cllr Waters that the informal merger of recent times has worked well, but your proposal for a new single West Suffolk Council would put the two existing local government units in a much better position amidst other possible mergers in the region.

Should that come to pass I would happily give it my support here and at Westminster.

A handwritten signature in black ink, appearing to read 'John Griffiths', with a long horizontal flourish underneath.

Appendix H: Responses to online feedback

The following table sets out the responses made by contributors to the online comments page at www.westsuffolk.gov.uk/singlecouncil. Where respondents gave an email address, they will receive a direct response, and thanked for their comments. Others will be able to view this document on the website where they made their contributions.

ID No	Response from participant	Themes	Response from West Suffolk
1	It's a good idea. I would also like a West Suffolk energy company to help generate income for the council and provide cost effective energy supply for residents, businesses and communities.		<p>We keep under review the opportunities that could be created by having our own energy company and are working with others to understand how best to take any opportunities in a changing energy market to the benefit of West Suffolk residents, communities and local businesses.</p> <p>As part of the West Suffolk councils' Community Energy Plan, we have developed a range of services and investments to both improve our own energy performance and help others do the same. We generate over 13.5MW of power which is either used by local businesses or communities or exported to the grid. The derived value helps to support our wider services to the local area as</p>

ID No	Response from participant	Themes	Response from West Suffolk
			well as helping to offset our carbon emissions.
2	<p>Whilst it appears the merging of the two councils will save costs and allow for better investment, who will this exactly benefit. It would appear to me that the 'new' council' will be Bury-St-Edmunds centric, with Newmarket bolted for good measure. Meaning, that resources will be concentrated on these 'ego driven' towns without any consideration for the surrounding villages. How will the merging of councils benefit areas such as Mildenhall, Brandon and the smaller villages? For example, when RAF Mildenhall eventually closes how can we be sure that the 'new council' spend money ensuring a strong future for this area, rather than milking the ego's and lining the pockets of Bury-St-Edmunds. Currently I have no trust or respect for Forest Heath District councillors. What would make me trust a council ran from Bury-St-Edmunds?? Why should I trust this single council any more than the</p>	<p>Concerns that future arrangements should take full account of the needs of all towns and villages and be locally sensitive</p>	<p>A single council would be of a size to more effectively lobby Government and attract businesses to benefit both district areas. It would not mean a reduction in our customer contact points. It would also put the whole area in a stronger financial position and help protect investment in community projects that currently benefit all parts of the area.</p> <p>An important consideration is the need to ensure strong local ward representation, ensuring that all parts of our area are fairly represented and local members have a strong voice and are empowered to make a difference in their communities. This will be reflected in our "Council Size" case that will be considered by Councils in October if the Single Council business case is agreed; nonetheless we do not propose to significantly reduce the number of councillors to ensure strong local representation is preserved. A cross party and cross councils steering group has been looking at issues of how any new single council will operate in the future. One of the issues raised is the need to make sure rural</p>

ID No	Response from participant	Themes	Response from West Suffolk
	current one??		<p>areas and smaller villages benefit.</p> <p>The future of the RAF Mildenhall site, if the United States Forces cease operations is potentially a very significant opportunity, the benefits of which would more easily be realised for Mildenhall and the surrounding area by a larger and more financially resilient single council.</p>
3	<p>I would only be in favour of this change if the east boundary on the new council went back to the pre 1974 boundary. Bury St Edmunds is the county town for West Suffolk and living in a village in Mid Suffolk DC area which borders with St Edmundsbury is a joke that has cost tax payers millions in duplication and has had a disastrous affect on the village of Thurston where I have lived since 1972. IMO no one in Thurston relates to Needham Market or even Stowmarket. All planning and other LA resources for Thurston should be located in Bury St Edmunds. However realistically I suspect there are too</p>	Disagree with current boundary divisions	<p>A review of the boundaries between local authorities cannot be achieved through the process used to create a Single Council; it would require a principal area boundary review (PABR). The Local Government Boundary Commission for England only undertakes such reviews where they are requested by authorities that may be affected. There are currently no plans for a PABR.</p>

ID No	Response from participant	Themes	Response from West Suffolk
	many "vested interests" to allow this to happen in my lifetime so same old duplication and waste will continue.		
4	I work for addenbrookes hospital in Cambridge my shift pattern is 8am to 8pm and as a non driver I rely on public transport i.e. The bus and train I would like to see the bus service from Cambridge to newmarket made later and a Sunday service as the last bus from Cambridge to Ely is 7pm which means I have to use the train which I can't catch until 8:45 but still have to get a monthly bus pass to get to work. I work with people from Haverhill and they have a service which runs until 11pm weekdays and 10:30 on Sundays. I have spoken to many nurses and other members of staff who live in the Newmarket and Ely areas who have the same issue Many thanks	Improved transport links	Suffolk County Council manage public transport in St Edmundsbury and Forest Heath with the councils' responsibilities being limited to the maintenance of some bus shelters and bus station buildings. Your concerns regarding bus services in your area will be forwarded to Suffolk County Council. However, a new single council would give us a louder voice to work with other partners and lobby for better transport infrastructure and improvements.
5	Personally I think it would be brilliant to have a more localised council as due to	Costs to the taxpayer	There would be some one-off costs to set up the new, authority it is expected these would be repaid within the first year of becoming a new single council. From

ID No	Response from participant	Themes	Response from West Suffolk
	<p>our geographical location we (Newmarket) often seem to be an afterthought . My main reservation though is what will it cost the tax payer ? Another question that springs to mind is Where is this new council likely to be based ?</p>	<p>Council office locations</p>	<p>then on £0.35 million of annual cashable savings are anticipated, and £0.35 million non-cashable savings in addition to protecting the annual shared services savings of £4 million plus.</p> <p>The setting of the Council Tax for any new authority would be down to the members of the new single council. The new council would have to have a single level of Council Tax, however, there would be a period of harmonisation to achieve this.</p> <p>Even if a single council was not formed, reduced Government funding means that councils are having to do more with less and councillors are already having to look at Council Tax levels to meet this challenge. It is therefore likely that in the case of Forest Heath that this would need to rise anyway, as it did last year, but this would not be due to becoming a single council. Becoming a single council will not involve any further increases in council tax over and above those already planned in order to ensure a stable and balanced budget. A single council would give the whole of West Suffolk greater financial resilience and lower council tax levels in longer term which would be a positive outcome from the process.</p> <p>We are not anticipating any changes in Council office locations – services will continue to be delivered from</p>

ID No	Response from participant	Themes	Response from West Suffolk
			current locations and meetings will take place in both Mildenhall and Bury St Edmunds.
6	If it's more effective, not the cheapest option, then I'm all for it. Don't go down the cheapest option route because it is not always the right choice.	The impact on service delivery	Whilst savings are an important consideration, a single council would also bring real and lasting benefits to all residents and businesses in the area, as detailed in our business case. A copy of this can be found at http://www.westsuffolk.gov.uk/singlecouncil
7	The sooner the better so you can reduce the rates!	Opportunities Council Tax	A single council would give the whole of West Suffolk greater financial resilience and lower council tax levels than would otherwise result in the longer term which would be a positive outcome from the process.
8	As a resident of shaver hill for over 30 years we have often felt as the 'poor relative' of Bury. A town thenaize of Haverhill warrants its own council, under this proposed consolidation I cannot see how things will become better formmytown in particular	Concerns that future arrangements should take full account of the needs of all towns and villages and be locally sensitive.	Haverhill benefits from having a Town Council to address local need and the ONE Haverhill Partnership which we work with and brings together the town council, the County Council and a range of other partners to achieve the partnership's aim of <i>improving the quality of life for people in Haverhill</i> . A single council would continue to support the needs of the town. Haverhill is too small in terms of its scale and population size to be a viable as a standalone district council area but as with previous

ID No	Response from participant	Themes	Response from West Suffolk
			<p>responses, we anticipate that strong local representation will be a key part of the governance of any new Council. Also it means we will be a stronger voice to lobby for much needed infrastructure improvements, such as the A1307. Indeed through the engagement process neighbouring authorities in Cambridgeshire have supported the proposals and indicated wanting to progress transport improvements, including better links to Haverhill (see also questions 2 and 11</p>
9	<p>I dont agree with this merger of the two borough council's. If anything, the maps should be re-drawn, with areas to the North of bury st Edmunds being under control of forest heath and to the South including Newmarket and the a14 corridor being part of st edmundsbury. I dont agree with making a borough council being of the same wards and parameters as the West suffolk constituency bar bury st Edmunds. I therefore suggest you rethink this ridiculous proposal and give the people of west suffolk the services they</p>	<p>Disagree with current boundary divisions</p> <p>Protect and improve services</p>	<p>Part of the benefits of the current proposals relate to increasing the size of the council area serving West Suffolk in order to increase financial resilience and make further savings, thereby protecting and improving services. We do not believe that the costs of changing the existing boundaries of the council areas in West Suffolk to form smaller entities would lead to significant benefits and savings for taxpayers.</p> <p>As part of drawing up the business case four options for further transformation in West Suffolk were tested against the Government's criteria for considering</p>

ID No	Response from participant	Themes	Response from West Suffolk
	deserve instead of cheap, half hearted services after what has already been a brutal 7 years of austerity on households.		<p>changes in local council structures:</p> <p>Options</p> <ul style="list-style-type: none"> - do nothing - revert to working as two separate councils (dismantle the shared service partnership) - expand the shared service partnership to include other councils - create a new, single district council for West Suffolk <p>Government criteria</p> <ul style="list-style-type: none"> <input type="checkbox"/> better local/public services; <input type="checkbox"/> significant cost savings; <input type="checkbox"/> greater value for money; <input type="checkbox"/> stronger and more accountable local leadership; and <input type="checkbox"/> sustainability in the medium to long term. <p>The options appraisal showed that doing nothing or reverting to two separate Councils would have a generally negative outcome. It concluded that a new, single</p>

ID No	Response from participant	Themes	Response from West Suffolk
			<p>district council for West Suffolk would bring the greatest benefits for local businesses and communities, including:</p> <ul style="list-style-type: none"> - value for money, financial savings and self-sufficiency; - simplicity; - democratic accountability; - influence; and - resilience.
10	<p>Put more robust controls in place to stop single Developers getting the monopoly over major planning projects and housing builds. There appears to be a pattern with FHDC awarding contracts to the Same Developer every time. Put a stop to anyone In Planning or in a position of power within the council of being able to benefit from REPEATED building of large housing developments (and/or their families) as a result of inside knowledge of long term housing plans/allocations!!</p>	<p>Planning functions</p>	<p>The councils have no control over who decides to submit a planning application. If anyone from the Council or an elected Member submits a planning application they are required to abide by the Council's Code of Conduct and take no part in the processing and determination of such applications.</p>

ID No	Response from participant	Themes	Response from West Suffolk
11	Haverhill already gets treated unfairly to Bury St Edmunds , adding more places into the mix will only make it worse for us , our services will be depleted even more	Concerns that future arrangements should take full account of the needs of all towns and villages	<p>We are working closely with partners in Haverhill and would continue to do so under a single council. Improvements to Haverhill in recent years include:</p> <ul style="list-style-type: none"> □ £22 million invested in the development of the town including the cinema complex and Queen Street enhancement works. □ Set-up funding provided for the Haverhill Research Park and help to secure Enterprise Zone status, making it even more attractive to businesses. □ Private funding secured for the delivery of the north west relief road. □ Community Chest funding provided to projects to strengthen families and communities. <p>(See also questions 2 and 8)</p>
12	As long it doesn't create yet more bureaucracy and more expense for council tax payers then I see no problem , also , NO council officials to have anything to do with housing developers , conflicts of interest are NOT an option , the merest hint of corruption is NOT acceptable .	<p>Costs to the tax payer</p> <p>Planning functions</p>	<p>If anyone from the Council or an elected Member has a significant interest in a planning application they are required to abide by the Council's Code of Conduct and take no part in the processing and determination of such applications.</p>

ID No	Response from participant	Themes	Response from West Suffolk
13	Would the merged council retain the current local offices (for customer queries, etc.)?	Council office locations	Officers are currently based at Bury St Edmunds, Mildenhall, Haverhill and Newmarket offices and depots and we do not expect this to change.
14	<p>Concerned that a single council covering west Suffolk will centre on the large towns such as bury st Edmunds and leave out the smaller hamlets and villages. As it is already fhdc place more emphasis on Newmarket and forget that its boundary borders on Cambridgeshire and Norfolk. I live close to Cambridgeshire border and feel more affinity to ecdc and Cambridgeshire county council than fhdc and Suffolk county council which is based in the most easterly part of the region. Suggest that boundary commission need to "square up" the county borders removing Newmarket from Suffolk entirely and place the most westerly villages such as burnt fen and Kenny Hill in Cambridgeshire. Suffolk C C don't know we exist neither does fhdc. Geographically and geologically the</p>	<p>Disagree with current boundary divisions</p> <p>Concerns that future arrangements should take full account of the needs of all towns and villages</p>	<p>There are no plans to consider Newmarket moving into Cambridgeshire. This would require a review of the boundaries between local authorities, known as a principal area boundary review (PABR). The Local Government Boundary Commission's policy is to only undertake a PABR where requested by all local authorities affected. There are currently no plans for a PABR.</p> <p>A single council would put the whole area in a stronger financial position and help protect investment in community projects that currently benefit all parts of the area – including rural and village communities. The business case says that while the council will have the benefits of being larger and more resilient with a louder voice it will still be small enough to work with every community to deliver locally tailored initiatives.</p> <p>An important consideration is the need to ensure strong local ward representation, ensuring that</p>

ID No	Response from participant	Themes	Response from West Suffolk
	<p>"fens" area will do better under Cambridgeshire as they have more understanding of the low land and farming/drainage issues. Whilst I appreciate that back office systems can be shared and money saved, representation and local knowledge of a local area is not something that has a price worth paying.</p>		<p>all parts of our area are fairly represented and local members have a strong voice and are empowered to make a difference in their communities. This will be reflected in our "Council Size" case that will be considered by Councils in October if the Single Council business case is agreed; nonetheless we do not propose to significantly reduce the number of councillors to ensure strong local representation is preserved. A cross party and cross councils steering group has been looking at issues of how any new single council will operate in the future. One of the issues raised is the need to make sure rural areas and smaller villages benefit.</p>
15	<p>Against when the county councils were merged to form Suffolk County Council west of BSE did not exist in their plans, no infrastructure in Mildenhall just look at the latest scheme of the Hub . yet the bases have grown villages have grown Industrial estate has grown but using the same roads of 50 years or more, villages have become rat runs and likely to remain so in the plans</p>	Lack of infrastructure	<p>This response raises a number of issues about the quality of public services in West Suffolk, including those run by the county council and health services.</p> <p>Against a background of austerity and funding cuts, West Suffolk councils and other public services are continuing to invest in infrastructure and services, aimed at improving the quality of life for all groups. Through our local plans, we</p>

ID No	Response from participant	Themes	Response from West Suffolk
	<p>that are discussed putting more lives at risk due to bad planning and not listening to the people who live and use the area. BSE councillors have already commented on equal rates for the two councils so are they going to cut their services like no buses on a Sunday, no parks division, and how would their people react if they had to travel to Mildenhall or Newmarket for a service such as CAB or X rays, blood tests, yet we are expected too at our cost with poor transport.</p>		<p>are also aiming to shape each of our towns and villages to ensure they a thriving and accessible. A single council also means we are a greater size to lobby locally and nationally as well as encourage more investment in infrastructure, transport or health measures.</p> <p>The aim of becoming a single council is to enable us to more of this, in spite of continuing funding pressures.</p> <p>On the issue of council tax, a single council would have to have a single level of Council Tax, however, there would be a period of harmonisation to achieve this. Both councils would need to demonstrate that a single level of Council Tax can be achieved over a reasonable period of time. A single council would give the whole of West Suffolk greater financial resilience and lower council tax levels in the longer term which would be a positive outcome from the process. See also response to question 5.</p>

ID No	Response from participant	Themes	Response from West Suffolk
16	It dose not matter what we think you will do what is convenient to the councils not us .in haverhill we seem to be everyones poor relation and seem to be ignored for places that have been deemed to be more pleasant for people to visit .we have concerns over safety can we get anything done no .	Concerns that future arrangements should take full account of the needs of all towns and villages	Your response is important and will be seen by councillors to help inform their debate. See response to questions 8 and 11.
17	Wholeheartedly support this. In fact, why not go the whole hog and do away with a complete tier of local government and let Suffolk County Council do everything?	Support	There are no plans for unitary (single tier) government but as a single council we would continue to work closely with Suffolk County Council.
18	This should not happen, the area is to large and the populus to diverse for this to work properly. The current back office staff working as one is working well. However having one elected body would leave people feeling under represented.	Future arrangements to be locally sensitive Democratic representation and the number of councillors	A Future Governance Steering Group of elected members has been looking at the possible governance for a new single council and will be recommending any future arrangements for representation, to take account of the opportunity for members to play strong roles in and for their localities. (Also see question 2)
19	I was born in Newmarket and lived in	Concerns that	We are working hard with partners to continue to

ID No	Response from participant	Themes	Response from West Suffolk
	<p>the area nearly all my life for close on 60 years. Newmarket has not prospered under Forest Heath and the services have been downgraded. The Forest Heath council over the decades destroyed Newmarket and favoured Mildenhall. The Police station, courts and Council offices were unjustifiably moved to the Mildenhall area. The very successful recycling depot was also moved to Mildenhall and the Newmarket Hospital downgraded. We are treated like the poor relations to Mildenhall and now you are proposing to absorb us into the Bury St Edmunds where in all probability we will be pushed further down the priority list and rob Newmarket even more of its once proud identity. I remember a time when people preferred to shop in Newmarket rather than Bury St Edmunds. Bury has prospered since the Arc shopping precinct was built. Something Newmarket failed to do Under Forest Heath DC because of a</p>	<p>future arrangements should take full account of the needs of all towns and villages</p> <p>Disagree with current boundary divisions</p>	<p>improve Newmarket, including via Newmarket Vision, a partnership of public, private and voluntary sector groups working to improve the town centre, tourism and educational opportunities, traffic and community planning. Recent investments in the town include:</p> <ul style="list-style-type: none"> <input type="checkbox"/> £50k into the feasibility of the District Council or other partners investing in a cinema complex <input type="checkbox"/> National Heritage Centre for Horseracing and Sporting Art established <input type="checkbox"/> Start of leg of Men's Tour of Britain next month – FHDC underwrote £20k to secure it for Newmarket <input type="checkbox"/> Investment into business units (Sam Alper Court) <input type="checkbox"/> Investment into Newmarket Leisure Centre <input type="checkbox"/> Representation on the Newmarket Business Improvement District Board <input type="checkbox"/> Recently announced investment into Newmarket Hospital <input type="checkbox"/> Recently announced proposals to re-site the Market to secure its future. <p>There are no plans to consider Newmarket</p>

ID No	Response from participant	Themes	Response from West Suffolk
	<p>total lack of vision and mismanagement. Boundary wise on a map Newmarket is like an unwanted pimple on the west side of the Suffolk county border and treated as such. There had been talk several times over the years of moving Newmarket into Cambridgeshire. Looking at the boundaries on a map you could easily see why logistically why but would Newmarket be treated any better under Cambridgeshire even though parts of it are already in East Cambs DC area? The Boundary Commission should be looking to either move all of Newmarket into East Cambs or moving the parts of Newmarket and surrounding area already in East Cambs completely in to Suffolk. I am against Newmarket being under Bury St Edmunds and Forest Heath I can not envisage any advantages for Newmarket. The powerbase and services should be returned to Newmarket and Forest Heath DC abolished or renamed</p>		<p>moving into Cambridgeshire. This would require a review of the boundaries between local authorities, known as a principal area boundary review (PABR). The Local Government Boundary Commission's policy is to only undertake a PABR where requested by all local authorities affected. There are currently no plans for a PABR.</p> <p>In addition, through the engagement process neighbouring authorities in Cambridgeshire have supported the single council proposals and indicated wanting to work more closely on initiatives that could help bring improvements to communities in West Suffolk, and especially those near the County border.</p> <p>The new single council proposals are designed to bring benefits to the whole West Suffolk area rather than one town or area over another. A single council would be of a size to more effectively lobby Government and attract businesses to benefit both district areas. It would not mean a reduction in our customer contact points. It would also put the whole area in a stronger financial position and help protect services. As detailed in our business case. A copy</p>

ID No	Response from participant	Themes	Response from West Suffolk
	because it reminds people of my age of how it has systematically failed the people of Newmarket.		of this can be found at http://www.westsuffolk.gov.uk/singlecouncil
20	the two bodies have been working side by side. a single body seems logical.	Support	No responses required.
21	Simply put. If it aint broke, no need to fix it! Its frustrating when you call what you think is Forest heath Mildenhall to find BSE picking the phone up only to be transferred back to mildenhall that you thought you were calling in the first place!	Content with current structure	<p>We have staff based in offices in Newmarket, Haverhill, Bury St Edmunds and Mildenhall, all of whom are able to pick up incoming calls, regardless of which district the call is made from, and access the necessary information to respond to callers. This enables us to maximise the efficiency of our staff during quiet periods and breaks.</p> <p>It is not usually necessary to transfer a caller unless they are being transferred from one service to another.</p> <p>(See answer to question 9 on negative impact of remaining two separate councils)</p>
22	If the present successful sharing of services saves money I have no objection to sharing all services under one umbrella, as long as there is no	The impact on service delivery	Under a single council our aim would be to continue the shared service working that has saved millions and deliver even better value and savings to invest back into high quality services

ID No	Response from participant	Themes	Response from West Suffolk
	deteriation and the present access to info and councillors remains the same.		and local community initiatives. Whilst the detail of the ward arrangements would change, a key factor in determining the future arrangements would be the need to ensure that councillors can effectively represent their ward areas.
23	I fully support the proposal to create a new single district level council for West Suffolk bedside of the expected business efficiencies this venture will bring to the region.	Opportunities	No response required.
24	It would all depend on where and how such a proposal was based and implemented. On the face of it it seems like a way for st eds to cede more control by way of a coup de tete. In my experience, West Suffolk are traditionally very self centred towards bury st edmunds and not good at paying attention to the needs of other areas under their care. Let alone releasing funding that is owed. In addition I have found st eds staff to be largely laing in basic customer service, human compassion or empathy when interacting with the public. A situation	Concerns that future arrangements should take full account of the needs of all towns and villages and be locally sensitive The impact on service delivery	The councils already have a fully shared service arrangement, with a single staff team serving both authorities. The current proposals relate to the constitutional and democratic arrangements for the councils, so there would be no change to the arrangements for customer service. The new single council proposals are designed to bring benefits to the whole West Suffolk area rather than one town or area over another. A single council would be of a size to more effectively lobby Government and attract businesses to benefit both district areas. It would not mean a reduction in our customer contact points. It would also put the whole area in a

ID No	Response from participant	Themes	Response from West Suffolk
	that I doubt would be improved by doubling their workload and halving the staff under the guise of 'efficiency savings' therefore I would have grave concerns about the quality of service and care that both boroughs would be provided with.		stronger financial position and help protect services. As detailed in our business case. A copy of this can be found at http://www.westsuffolk.gov.uk/singlecouncil
25	Excellent idea	Support	No response required.
26	I personally cannot see any advantage in combining the two. Much like the EU smaller individual areas are better for everyone.	Future arrangements to be locally sensitive	The aim of the proposals is to retain local connections at the neighbourhood and ward level, but to benefit from economies of scale and increasing influence at the organisational level. (See answer to question 9 on negative impact of remaining two separate councils)
27	No we should stay as a single council because when haverhill was taken over by bury st eds the villages suffered so I would like to see some updates in villages as to my option most of the money was spent in bury and very little on villages	Concerns that future arrangements should take full account of the needs of all towns and villages	Whilst some services and infrastructure are inevitably focused in the most populated areas, the councils have, and will continue to invest heavily in rural areas . Our Families and Communities Strategy is focused on working with local people in their communities, enabling them to spot, prevent and address emerging problems, rather than waiting until they become serious and manifest in problems such as worklessness,

ID No	Response from participant	Themes	Response from West Suffolk
			anti-social behaviour or poor health. This is supported by funding from Locality budgets, the Community Chest and the Rural Initiatives Grant (SEBC only) as well as support from a wide range of officers.
28	As most of Haverhill has had the street lights changed to led. Lights can I suggest that we put back the lights on past 00:00 for safety. As a cab driver I have to sit in the dark waiting for the public. Some of these members of public are now attacking taxi drivers as it is dark. And when dropping people off they should be able to see where there going without having to use there phones as a torch. I say this to stop people getting items stolen from them.		Your comments will be passed to the Community Safety Partnership and Suffolk County Council for further investigation.
29	I believe having one Council for West Suffolk could work quite well, and if it could make the claimed savings and still deliver the present level of services, it should be welcomed by all. The only problem I can see is that sometimes these organisations grow larger and less focused, and standards start to fall. If	The impact on service delivery Savings Opportunities	Government funding to local authorities is changing, with the gradual withdrawal of central government grant and a greater reliance on income from business rates, council tax and housing growth. It is therefore all the more important for councils to be as financially resilient as possible and a single council would help to achieve this.

ID No	Response from participant	Themes	Response from West Suffolk
	the said Council made the savings stated per year, would this then mean a cut in funds from Central Government, as I believe we in this area are underfunded already.		
30	Excellent way to save money by pooling resources and reducing the management burden. Need to ensure that the number of councillors is not unwieldy, as too many people on a committee can make decision making more difficult. Also need to ensure that councillors do represent their constituents and that local concerns are not railroaded - for example, the development of noerth Haverhill towards Kedington, where the development is three times the size of Kedington, but local concerns over access and services haven't been addressed by the council or the proposed developers.	Democratic representation and the number of councillors	Regarding ensuring adequate local representation see the response to question 2. As explained in the response to question 10. Our local plan undertakes a robust development process, which includes public engagement and independent examination. Individual planning applications are required to follow statutory consultation processes. As set out in the response to question 2 above, a new Council would aim to ensure strong local representation within its governance structures.
31	I think it is a good idea. I would prefer if the new council could be called a Borough to help with tourism. About	Opportunities	We recognise the importance of the 'borough brand' and status for west Suffolk as well as its heritage and continuity. There is potentially a

ID No	Response from participant	Themes	Response from West Suffolk
	<p>time it was done. I think one lot of councillors will mean things can move faster and we get the expertise of those from across the area. I wouldn't want to see a larger council than the one suggested though as that would be too far away from local decision making.</p>		<p>strong case to be made for a new borough that also covers former Forest Heath areas, for example reflecting the royal connections with Newmarket.</p> <p>The designation of borough status is, however, not made by the council itself but by royal charter. A single council could apply to the Privy Council for borough status.</p>
32	<p>Hi, I would like to know if this goes ahead, and we have one council (for west Suffolk), could this change the boundaries with regard to social housing. At the moment in Forest Heath/West Suffolk, we come under homechoice. This means any cross partner properties that may be available can be in Cambridge, huntingdon, east Peterborough area etc. Would the new council of West Suffolk join the gateway bidding system? Gateway cover all of Suffolk - except the west. It would make sense to on the basis that any cross partner properties would also be in Suffolk as opposed to areas</p>	<p>Housing options and boundaries</p>	<p>We have no plans to move from Home-Link to Gateway to Home Choice at this time. However, the change to a single council would mean that people with a local connection will have a wider area of choice across the West Suffolk area, although the Council would remain as part of the Cambridge sub-region for housing purposes.</p>

ID No	Response from participant	Themes	Response from West Suffolk
	of Cambridgeshire. I can see people like me downsizing and freeing up much needed family sized homes from one Suffolk area to another, but I wouldn't move to the other side of Cambridgeshire!		
33	If this could lead to taking powers back from the county council it sounds a positive step, but otherwise I fear that local services would become more remote & less accessible	Opportunities	<p>We work closely with Suffolk County Council and would continue to do so, exploring new opportunities, such as joint ventures. West Suffolk Councils recently set up Verse Facilities Management Limited with Suffolk County Council. Verse has enabled the partners to consolidate facilities management services into one company, saving more than £40,000 a year. It also enables the partner councils to offer commercial services to other organisations and businesses to generate revenue which will contribute to the cost of running vital public services.</p> <p>In designing the arrangements for the new council, a central issue will be ensuring that residents are able to access democratic decision making and representation easily, and in a similar way to now.</p>

ID No	Response from participant	Themes	Response from West Suffolk
34	<p>Theoretically a sensible way to reduce duplication and reap savings. How much will the union cost and what's the payback time to realise actual savings? How many job losses will there be to create the savings and at what level? What are the contingency plans during the merger to guarantee continuity of service?</p>	<p>Democratic representation and the number of councillors</p> <p>Savings</p> <p>Redundancies</p>	<p>As the councils already operate a fully shared officer structure, with all staff working across the two councils, there will be only minimal changes to staffing and operational activity. Services will continue as usual.</p> <p>The business case says payback of transitional costs is expected well within one year (assuming a 2019 implementation).</p> <p>We do not anticipate job losses as a result of becoming a single council. The proposals relate primarily to constitutional and democratic issues.</p>
35	<p>I feel that whilst the single council could provide some extra cost savings, they would not be enough to counter the reduction in democracy handed out to the people. At present there are 44 councillors which means that anything our few councillors try to do is easily counteracted by the others, especially as most are of a single political party controlled by a very few people. Adding more districts to this and, presumably, reducing the overall number of</p>	<p>Democratic representation and the number of councillors</p>	<p>In designing new democratic arrangements for the council, we would work with the Local Government Boundary Commission for England, to ensure fairness in representation and access to democracy for local electors. Under the new arrangements, the committees would continue to be politically balanced, as currently required in legislation.</p> <p>(See Question 2 for more on the role of the councillor and local accountability)</p>

ID No	Response from participant	Themes	Response from West Suffolk
	<p>councillors will do nothing to improve our district councillor's chances of achieving what their electors want. As shown by the County Council, these organisations can become too large. Using the cabinet method of working, things can quite easily be temporarily hidden from some parties enabling a part of an authority to control the rest. Money can also quite easily disappear in a larger organisation. (See the EU!) I congratulate the two councils for the attitude of co-operation in order to save money and improve services but I think it has probably reached it's limits in this direction. I don't suppose there will be any choice but I would certainly be against any combination of the two district level councils. If you were returning to West Suffolk County Council and Urban and Rural districts, that would be another matter!</p>		<p>(See answer to question 9 on negative impact of remaining two separate councils)</p>
36	<p>What guarantees are in place to ensure that St Edmundsbury Tax payers will not be expected to subsidise Forest</p>	<p>Costs to the taxpayer</p>	<p>The new council has to have a single level of council tax, however, there would be a period of harmonisation to achieve this. Even if a single</p>

ID No	Response from participant	Themes	Response from West Suffolk
	<p>Heath? Not too sure how costs would be reduced. Would there be a reduction in the number of Councillors and staff serving St Edmundsbury Borough Council, sharing one local government building, resulting in further redundancies ? Would such a move further distance borough Councillors from the electorate, as has been the case with representatives serving on SCC? All decision making concerning St Edmundsbury Borough Council, should be left to those Councillors representing the electorate of the local area.</p>	<p>Redundancies</p>	<p>council was not formed forecasts over reduced Government funding shows councils are having to do more with less. So it is likely in the case of Forest Heath that this would need to rise anyway, as it did last year, but this would not be due to becoming a single council. Becoming a single council will not involve any further increases in council tax over and above those already planned in order to achieve a stable and balanced budgetary position.</p> <p>We estimate that a new single council would be able to make future additional savings and efficiencies of around £800,000 a year, as outlined in our business case, in addition to protecting the savings already made to date, such as the £4 million every year from currently sharing services. We do not envisage job losses as a result of a single council. The creation of a single council means we have a better opportunity from the beginning to help set numbers and describe the role councillors will play, including the opportunity to drive real improvements for their localities.</p>
37	I do not agree with this at all and any	Future	We believe that that estimated savings are

ID No	Response from participant	Themes	Response from West Suffolk
	<p>advertised cost savings never seem to actually be realised and is just pie in the sky. Local Councils need to be just that "LOCAL" and any final decision should be carried out by a local referendum and not by a select few!!!</p>	<p>arrangements need to be locally sensitive</p> <p>Savings</p>	<p>robust and achievable, and have a track record of achieving or exceeding projected savings, as happened during our period of shared services which has produced ongoing savings of £4 million.</p> <p>(See answer to question 9 on negative impact of remaining two separate councils)</p> <p>There are no plans for a local referendum as this is a decision for locally elected politicians.</p>
38	<p>1) How much of the £800,000 in savings will be saved by having only one of the following, John Griffiths or James Waters, all or part? 2) St Edmundsbury Borough and Forest Heath would both be out and the new council would be named? 3) St Edmundsbury Council has reserves of the following: 67 million reserve unusable 36.5 million reserve unusable 3 million general usable. How much has Forest? Please reply to the above in a letter. Thank you. I have no email please reply by letter: <i>(address removed to ensure anonymity)</i></p>	Savings	<p>A letter, as requested, was provided, response as below:</p> <p>Savings would arise from a number of changes, as set out in the draft business case, including member allowances, corporate and efficiency savings.</p> <p>With regards to the contribution to the savings total that would be made with only one council leader, the following figures give the combined allowances and expenses data for the leaders of St Edmundsbury and Forest Heath (2015/16):</p> <p>Cllr John Griffiths - £17,526</p>

ID No	Response from participant	Themes	Response from West Suffolk
			<p>Cllr James Waters - £17,844</p> <p>If a decision is taken to proceed with the creation of a new single council for west Suffolk, it would entirely replace Forest Heath District Council and St Edmundsbury Borough Council, which would no longer exist. The name of the new council will be put forward by councillors, subject to approval by the Secretary of State.</p> <p>The latest reserve figures for St Edmundsbury Borough Council and Forest Heath District Council are listed below:</p> <p>At 31 March 2017 (unaudited)</p> <p>St Edmundsbury Borough Council Unusable reserves £81,771,000 Usable reserves £36,518,000 General fund reserve £3,000,000</p> <p>Forest Heath District Council Unusable reserves £42,770,000 Usable reserves £15,014,000 General fund reserve £2,000,000</p>

ID No	Response from participant	Themes	Response from West Suffolk
			It should also be noted that the population of Forest Heath is just over half the size of St Edmundsbury's.
39	I would like a more local approach being taken not widening the net. My local issues from haverhill are going to be listened to and decided on by people not from my local area. I don't care how much money is being saved, decisions must be made locally.	Future arrangements need to be locally sensitive	Local areas such as Haverhill will continue to have strong representation from local, democratically elected Councillors, and residents will continue to have access to them via the democratic process We are committed to ensuring that Haverhill's voice and needs are effectively represented in single council arrangements. See response to question 8 and 11.
40	I live in Haverhill and think it is a good idea if it means we have a louder voice to fight our corner and argue for more money for roads like the A1307. As long as we still get the services we have now. If it means we save money then I think you should have done it ages ago.	Opportunities	We agree that improvements to the A1307 are an important priority for West Suffolk. A new single council would be around the 8th largest district/borough council in the country when combined – a big voice among our peers and central Government. We believe that this larger scale and greater influence would be helpful in addressing a range of Haverhill's infrastructure needs.
41	I think it's a good idea. I live Forest Heath and think rural areas get a bad	Opportunities	No response required

ID No	Response from participant	Themes	Response from West Suffolk
	deal from Government. This new council could mean we can club together with other parts of Bury but also in East Anglia to campaign for more money to go to us in villages rather than the towns.		
42	<i>(Text removed as comments were not relevant to the consultation)</i>		
43	Coming from a commercial background I would suggest that should the councils merge then any "duplicated" roles should be recognised and the people in those roles should be got rid of instead of creating roles for them to fill. Only this way would any savings and efficiencies be achieved. Initially there would be a hit on having to pay people off but over time as it is not always the best policy to simply keep people employed simply because they have been in post for a long time that would give the savings. I would be interested to see where the actual savings are to be achieved without such job losses.	Savings Redundancies	As the councils already operate a fully shared officer structure, with all staff working across the two councils, there will be only minimal changes to staffing and operational activity. We do not anticipate job losses as a result of becoming a single council. However, significant gains in efficiency and capacity will be released, particularly at senior management team level. Serving two authorities generates a considerable level of activity, especially in attending committee meetings, briefing councillors, report writing, etc. In these areas, a single council would create a high level of efficiency savings that, whilst not immediately cashable, would create increased effectiveness of management and productivity. This would free up capacity for greater focus on growing business areas (to generate new income to support services) and investing in communities. To express this in financial terms, a 20% efficiency gain for

ID No	Response from participant	Themes	Response from West Suffolk
			<p>leadership team, and a 10% efficiency gain for service managers is estimated to be equivalent to around £0.35 million per annum.</p> <p>(See answer to question 9 on negative impact of remaining two separate councils)</p>
44	<p>Join the business together but NOT the councillors. Savings can be made by moving into a single building without destroying local democracy just because the CEO and dominant political party wants it. Sure, some committees can be made joint as many are today, but we need local knowledge particularly when it comes to planning and growth. Reduce the number of Councillors down - several fail to attend meetings or training courses anyway. Hopefully the Boundary Commission review will identify that in its own consultation. Use of technology and other modern processes commonly used in the private sector would make even more savings not identified in the</p>	<p>Future arrangements need to be locally sensitive</p>	<p>A shared service arrangement has been in place since 2013, enabling the business of the authorities to be delivered by a single staff team. In terms of officers, they would be based, as now, where the work needs them to be (Bury St Edmunds, Mildenhall, Haverhill or Newmarket offices, operational sites, working remotely or alongside partners). Indeed some residents have highlighted through the engagement process a need to keep buildings and services local.</p> <p>A key benefit of the single council proposal is the establishment of a single set of elected members and governance arrangements and the efficiencies that can be achieved (see also reply to question 43). The overall councillor numbers are linked to the LGBCE review, however the creation of a single council would mean we have</p>

ID No	Response from participant	Themes	Response from West Suffolk
	business plan. And where is the ComRes poll for online users and those not contacted in the 1000 "random" calls going out? How dare this Council ignore the direct wishes of the people?		<p>a better opportunity from the beginning to help set numbers and describe the role councillors will play.</p> <p>The ComRes opinion poll is separate to this opportunity to engage with us online. The opinion poll was carried out by a specialist independent research company who ensured that those called were a representative sample rather than just random of all of the adult population across the two districts who are eligible to vote. The findings from all forms of engagement will be used to inform local, democratically elected councillors as they reach their decision on the way forward.</p>
45	I am fully in favour of the merger of the two existing councils provides it generates the cost savings and other financial benefits set out in the consultation document. I am particularly concerned that that the alignment of the current council tax rates charged by the two councils does not lead to higher tax for FHDC residents.	<p>Costs to the taxpayer</p> <p>Opportunities</p>	See answer to questions 5 and 36.
46	The economic case makes sense. However, on the local democracy front	Planning functions	See reply to questions 2, 9 and 35.

ID No	Response from participant	Themes	Response from West Suffolk
	<p>it would be a retrograde step and a grave mistake to reduce the number of councillors especially in view of the proposed increase in population proposed for both St Edmundsbury and Forest Heath. How would local democracy work on planning applications and other related matters. You could have councillors from one area deciding on contentious matters in another area where they do not have the local knowledge or experience. Power is concentrated in two few hands at the moment under the Cabinet System with councillors being mere ciphers of their particular party with very few exceptions. Those in power tend to follow national guidelines and policies irrespective of whether the decision or policy will benefit their local area and authority. There is also far too much attention paid to austerity and cuts. Big is not necessarily beautiful, it concentrating power in too few hands and surely the aim must be</p>	<p>Democratic representation and the number of councillors</p>	

ID No	Response from participant	Themes	Response from West Suffolk
	<p>to devolve power to the lowest level not concentrating it at the top. A committee system would be a much better way of governing than all councillors rather than the few privileged members could have their say and influence policy. West Suffolk Councils together does seem to work well and in view of this and the difference in the various geographical areas and current council tax regime between SEBC and FHDC is a merger a wise decision. One particular party dominates the area and is this necessarily a good thing for democracy.? My view would be no as the savings would be minimal as you have one set of directors and staff now. I remain to be convinced</p>		
47	<p>Totally support the proposal, which appears to me to a natural progression from the joint working at officer level across the two council areas that has been ongoing for a while now. One set of councillors should reduce costs and inefficiencies and hopefully lead to</p>	<p>Opportunities</p> <p>Democratic representation and the number of</p>	<p>No response required</p>

ID No	Response from participant	Themes	Response from West Suffolk
	<p>quicker decision making processes and structures. With so many changes and challenges facing the Country and businesses in the next few years it's imperative that our partners are able to be fleet of foot when opportunities arise. The issue of the level of Councillor representation is a matter for yourselves and I suspect initially it might be appropriate to retain the status quo but with possible boundary changes, technological opportunities and further efficiency saving pressures I suspect the overall number of Councillors covering West Suffolk may well reduce but hopefully the level and quality of representation won't. One of those relatively rare occasions where I suspect there won't be too many opposing voices to what seems to me to be a very sensible proposal. Just hope I am not tempting fate with this last comment.</p>	councillors	
48	If it means services get delivered and we have a better chance of the A1307	Opportunities	See answer to question 40.

ID No	Response from participant	Themes	Response from West Suffolk
	improved then you should create one council. I'd rather have that than Government impose changes.		
49	<p>Hi I've been in bury st edmunds for 28 years and I think it's gotten wears through the years. Building and building more houses and making our roads wears. Not enough shop more ***** cafes. You not keeping it a historic town keep want to modernise it leave it as a historic town. I've seen the plans for the town sinter and it look horrible where are the cars going to park and where's the market gonna go. Breeze buses are rubbish why don't you keep the mulleys or bring back first at least they are on time yes I'm talking about Wesley estate and that's where I live. You getting reed of Lola Berry roller bury is wrong so why get reed of something that' history my mum went there when she was a kid I even went there when I was a kid. My mum is not liking bury any more too and she lived in bury st edmunds a lot longer than I</p>		<p>Earlier this year we asked residents, workers, shoppers and visitors for their views on the challenges that face Bury St Edmunds town centre over the next decade and how these could be addressed. This public engagement led to nearly 6000 comments and suggestions which we have used shape a draft masterplan (the MAP) outlining aspirations for the town centre. From 31 July to 8 September, we asked local people to complete a survey to let us know if we have got these right. The feedback that we receive during this consultation will shape the final version of the masterplan that will come before councillors for adoption later in the year.</p> <p>We have therefore been keen to hear local views about the future of the town and note the points that you make.</p> <p>One of the key objectives from the initial work was <i>Maintaining a strong, historic heart for Bury St Edmunds</i>, supported by 97% of residents.</p>

ID No	Response from participant	Themes	Response from West Suffolk
	<p>was. I thought the ark was going to be a big shopping mall. You getting reed of the small one near McDonalds you should of put Primark in there. Your bringing in to many people in a small town. PS. . Where the old Lloyds bank was out front of wilko why don't you put a little Morrisons in there</p>		<p>Other objectives with high levels of support included <i>Encouraging vibrant, well-designed streets</i> and spaces and <i>Accommodating and supporting growth</i>.</p>
50	<p>I support the proposals - saves costs and streamlines services for better delivery. A root and branch review is needed to ensure if the merger goes ahead that staff costs decrease not increase, tendering of services is exploited to get better value (economies of scale) and better customer led outcomes. Most importantly senior staff should not be given pay increases in the new organisation under the auspices that they have more responsibility. Redundant buildings as a result of the merger should be sold off and the income reinvested in local services. Customer contact offices should be</p>	Opportunities	<p>We do not anticipate any increase in staff costs and are forecasting efficiencies that will free up staff time, enabling it to be focused on achieving priorities such as better outcomes for communities.</p> <p>There would be no pay rises for senior staff associated with the establishment of a single council. We already have shared services and a single staff team so there would be no additional responsibilities.</p> <p>As we have already significantly reduced the office space used by the councils through bringing together our staffing arrangements, there would be no redundant buildings as a result of a single council. Future accommodation</p>

ID No	Response from participant	Themes	Response from West Suffolk
	relocated in other public buildings to ensure savings whilst maintaining a customer focussed approach to council service delivery. The reserves each council have need to be pooled and equitably invested/spent on local services. The key is service outcomes not which organisation delivers it.		will be determined by our office accommodation plan. We agree about the benefits of co-location with other organisations and that is reflected in our plans for the Mildenhall Hub.
51	Good thinking especially as it saves money	Opportunities	
52	I think it is the only sensible way forward. The savings and economy's of scale are a fantastic thing. Hurry up and make it happen before people change there minds.	Opportunities	
53	Hi, Great idea. My main points are: 1. Job and department titles need to be short and easily understood. 2. Be honest about your ability to provide services and react to circumstances. Remember Grenfell and what lead to it. Tell the Government if resources are not enough to provide 'safe' services. I may be cynical but the Government appears to have plenty of money to	Ability to lobby	<p>We will pass your comments on local transport issues to Suffolk County Council who are responsible for these matters.</p> <p>We believe a single council will enable us to better argue our case with Government and other funding providers as well as working more closely locally with organisations such as Parish Councils.</p>

ID No	Response from participant	Themes	Response from West Suffolk
	<p>spend on its own little projects like bombing Syria! 3. Get Parish Councils to effectively share residents concerns. I feel that Ixworth and Pakenham exist in their own little bubbles. 4. Too many of our local roads are 'rat runs' with national speed limits. 40 mph would be more suitable. 5. Be realistic about population and traffic growth. Many road junctions are outdated and need modernising to enable a smooth flow of traffic. 6. Discourage unnecessary car use by providing more pavements and off-road cycle paths. In my area between Ixworth and Stanton and between Ixworth and Bury St Edmunds. Likewise look for opportunities of enhancing the country path network. Some places have a good network of paths yet others have few or none.</p>		
54	<p>We think the proposal to have one council is an excellent idea noting the advantages raised in the letter of 21st July from Jill Korwin, and the attached summary of information. We also</p>	<p>Opportunities Savings</p>	<p>The savings that we have calculated are £500k annual cashable savings and £350K non cashable efficiency savings eg officer time freed up. In response to questions about savings we will be providing a more detailed breakdown in our</p>

ID No	Response from participant	Themes	Response from West Suffolk
	<p>think the unification to one council will provide the opportunity to have consistency in all decisions across the two current districts, particularly in planning and services. Furthermore, the fact that the new council will be the 8th largest in England is a major benefit, and will surely provide considerable strength to the council when engaged in discussions regarding any future decisions made by central government. A key element of the single council will be the leader and the successful long term integration of the two councils will be dependent upon this appointment. As part of the review into merging the two councils it would be useful to have a breakdown on the proposed annual saving of £800,000 and also an indication of the amounts involved with funding from central government i.e. how much will the government funding reduce in 2020 when the revenue grant is stopped? One aspect the review does not appear</p>		<p>revised business case.</p> <p>Around 2020, it is anticipated that the business rates system may be completely re-set when the Government moves towards 100% retention of business rates by local government. This reset will also be accompanied by the transfer of additional responsibilities to local government, which could include a requirement to part-fund areas such as housing benefits. At this stage, it is therefore not possible to predict the financial positions of both authorities under the new arrangements from 2020/21 onwards.</p> <p>We note your point about the Newmarket boundary. However that it not currently under review. See answer to question 3.</p>

ID No	Response from participant	Themes	Response from West Suffolk
	<p>to address is the boundary division in Newmarket, with part of the town sitting within East Cambridgeshire. The advantages highlighted within the proposed merger of FHDC and St. Edmundsbury must also apply, if, all of Newmarket town is within one council. It is hoped that within time the boundary will be changed to allow unification in all decisions affecting the town, including housing, highways and service provision. But in conclusion on behalf of Tattersalls Ltd, the proposal to create a new single council is fully supported.</p>		
55	<p>From everything I have read this statement only highlights the positives of a single council and if there are any negative points they are soon glossed over! Can someone tell me why all these wonderful things are only possible as a single council?</p>		<p>We agree that much can be achieved as two authorities. The councils have already saved £4 million a year by sharing services. We are however at the point where we are maximising what we can achieve through collaboration. We are therefore looking to achieve further benefits, such as a stronger voice for the area, increased financial resilience and even better value and savings to invest back into high quality services, as detailed in our business case for a single</p>

ID No	Response from participant	Themes	Response from West Suffolk
			<p>council.</p> <p>See answers to question 9 about the other proposals looked at and why a single council was thought to be the best way of bringing the most benefits. More information on the business case as well as issues raised by creating a new single council can also be found at http://www.westsuffolk.gov.uk/singlecouncil</p>
56	<p>The village were i live having the highest band D council tax if Forest Heath and higher the Bury how is this merger going to improve are community and services . All i can see is that the large town,s will get more money to look nice . Will we have to have new district council election to equal out members for the area. Please explain where the £800.000 saving's are coming from and how much from each council.</p>	<p>Savings</p> <p>Concerns that future arrangements should take full account of the needs of all towns and villages</p>	<p>See answer to question 2 regarding council tax changes.</p> <p>In any event the Councils will not be undertaking a boundary review - whether or not the single Council proposals were to proceed.</p> <p>The proposed savings comprise £500K annual financial savings and efficiencies that are cashable and £350K non cashable, efficiency savings, mainly from "freed up" officer time. In response to questions about savings we will be providing a more detailed breakdown in our revised business case.</p> <p>The new single council proposals are designed to</p>

ID No	Response from participant	Themes	Response from West Suffolk
			bring benefits to the whole West Suffolk area rather than one town or area over another. A single council would be of a size to more effectively lobby Government and attract businesses to benefit both district areas. It would not mean a reduction in our customer contact points. It would also put the whole area in a stronger financial position and help protect services. As detailed in our business case. A copy of this can be found at http://www.westsuffolk.gov.uk/singlecouncil
57	While I broadly welcome the proposal for a unitary district Council for West Suffolk, I have some reservations about the impact on the town of Brandon. 1. Many Brandonians are elderly and find it difficult and challenging to travel. If they need to consult with FHDC on any matter they are able to travel to Mildenhall with reasonable ease: Bury would be more of a problem. The FHDC desk in the Brandon centre was very useful - until it closed down. The	Council office locations	We currently have no plans for a helpdesk at Brandon. However, there will be no need to travel to Bury St Edmunds as services would still be accessible at Mildenhall. No decisions have been made about allowances for district councillors under a single council arrangement. However, we are clear that the focus for financial savings arising from a single council would be to continue to deliver the shared service working that has saved millions and deliver even better value and savings to

ID No	Response from participant	Themes	Response from West Suffolk
	<p>creation of West Suffolk would only increase the need for local support: perhaps a helpdesk within Brandon Town Hall. 2. The proposal predicts a financial saving of some considerable size, though I would guess that the allowances for district councillors will rise overall. Perhaps instead of promising a slightly smaller council tax bill, you might like to promise that any reductions caused by more efficient working will be invested in the communities of West Suffolk for the benefit of all. 3. Here in Brandon many people complain about the state of the drains. Brandon is seriously affected by sand, which blocks drains quite efficiently. At present, our drains are cleared once a year, which is simply not enough. I hope that a future West Suffolk might address different local concerns: one town may need drain clearing annually, while Brandon, for example, needs action every three months. I hope you will bear these, and</p>		<p>invest back into high quality services and local community initiatives.</p> <p>Ongoing problems with drains can be reported to Suffolk County Council Highways team which has the responsibility for dealing with drainage. See https://www.suffolk.gov.uk/roads-and-transport/flooding-and-drainage/highway-drainage/report-a-blocked-drain/</p> <p>The main responsibility of West Suffolk Councils in respect of drainage is via the Local Planning process and liaison with infrastructure providers to ensure that there is adequate provision to support any new development. A Joint Local Plan will be developed and we would hope that this would enable us to have greater influence over any future infrastructure provision.</p>

ID No	Response from participant	Themes	Response from West Suffolk
	other, comments in mind as you move towards the creation of West Suffolk.		
58	The proposal seems sound and Newmarket BID would be in support of a merger to create a new single district-level council. Given that there is to be limited government funding from 2020, a single council that can achieve greater efficiency and an expected saving of £800,000 should be welcomed. Furthermore, a streamlined Local Authority that can drive investment into the town centre of Newmarket will be a positive step forward.	Opportunities	No response required
59	Suffolk County Council and Suffolk's districts have proven intransigent at reforming themselves, and now we face some districts making piecemeal mergers. Meantime, the Local Government Association has issued a fresh plea for extra funds amid warnings that town halls face a £5.8bn black hole by 2020. NOW is clearly the time to initiate a fair and reasonable debate on local government reform.		Our plans are as outlined in our business case. We do however note your proposals and agree with the assertion that any future governance arrangements should seek to be cost effective, streamlined and accountable.

ID No	Response from participant	Themes	Response from West Suffolk
	<p>Our innovative proposal Suffolk could lead the way. OrwellAhead.co.uk has unveiled a radical and bold initiative for local government reform in Suffolk to ensure that our local elected politicians, taxpayers and voters are equipped with better structure, direction and accountability for the 21st century. This is a totally new proposal and idea which we believe is a win win win for county, districts and voters. Details are available online at http://www.orwellahead.co.uk/reform-suffolk/. We believe that taxpayers and voters will want to see and consider sensible counter proposals for local government (and certainly before SCDC and Waveney and now Forest Heath District and St Edmundsbury proceed).</p>		
60	<p>Why.....it is obvious that Mildenhall being the smaller council will be absorbed by the larger Bury St Edmunds council just like the USSR annexed their nearby states. No vote given again to the residents, it all being</p>	<p>Concerns that future arrangements should take full account of the needs of all</p>	<p>Our business case provides detailed information about council tax proposals. See also answer to question 5.</p> <p>The new single council proposals are designed to bring benefits to the whole West Suffolk area</p>

ID No	Response from participant	Themes	Response from West Suffolk
	deecided by the 'councillors '. Palm greasing again no doubt. No mentions of the council tax differentials between Bury, Newmarket and surrounds and Mildenhall. Monies are the main given reason for this 'joining' but if the expenditures of each council were to be examined I am sure that enough could be saved to forstall this takeover, for that is what it is, and keep Mildenhall in charge of its self. Or is it sod the peasant residents they can't do for themselves and we must 'lead' them.	towns and villages Costs to the taxpayer	rather than one town or area over another. A single council would be of a size to more effectively lobby Government and attract businesses to benefit both district areas. It would not mean a reduction in our customer contact points. It would also put the whole area in a stronger financial position and help protect services. As detailed in our business case. A copy of this can be found at http://www.westsuffolk.gov.uk/singlecouncil
61	As a Haverhill resident I am concerned that with fewer local councillors how can there be any guarantee that the needs of our community will be adequately met. Haverhill already struggles to get the necessary funding, we are certainly the poor relation to Bury St Edmunds and if the 'family' is enlarged will our voice even be heard?	Democratic representation Concerns that future arrangements should take full account of the needs of all towns and villages	We are keen to ensure that the voices of Haverhill residents continue to be heard. See answers to questions 8 and 11.
62	This will not benefit people. If it ain't		Please see the answer to question 9 which

ID No	Response from participant	Themes	Response from West Suffolk
	broke.... Why fix it		<p>outlines how the options appraisal showed that doing nothing or reverting to two separate Councils would have a generally negative outcome. It concluded that a new, single district council for West Suffolk would bring the greatest benefits for local businesses and communities</p> <p>Our business case outlines a range of benefits that could be achieved that would protect local services for local people in the face of funding pressures. While sharing of services has achieved significant savings, we have now reached the limits of what is possible without becoming a single organisation. Without doing this, there are risks to existing levels of service provision.</p>
63	I would like to object to the forming of one authority part of which is currently starving funds from Haverhill, in forming one council there would be even less inclination to support a growing town on the edge of the region. A more reasonable suggestion would be to devolve more funding and responsibility to the town council who	Future arrangements to be locally sensitive	<p>Thank you for your comments. We believe that the establishment of a single council would enable a stronger voice for the entire area, This could potentially be of particular benefit of areas such as Haverhill where a stronger voice when negotiating with partners could help make the case for improvements to infrastructure.</p> <p>(Please see answers to question 8 and 11)</p>

ID No	Response from participant	Themes	Response from West Suffolk
	<p>have the best interest of the town at heart. In rolling together these two districts you would be promoting the forming of an authority that seeks to feed and promote itself by investing inwardly and not looking forward to the new opportunities and investment being made in the outer reaches of the area. I am sure that this comment will get no further than the postbox but should you wish to include me in the phone poll please call <i>(number removed to ensure anonymity)</i></p>		
64	<p>I think this will not be of benefit to Haverhill residents. Our voice is very small as it is. Now it will all be but drowned out entirely. We feel that this 'proposal' isn't taking into account our opinions about this matter. Doesn't all parties (towns & villages) need to be consulted and in agreeance? This does not sound like democracy, but rather - dictatorship. You are dictating to us what is in our best interests, actually what is in the best interests for all, but</p>	<p>Concerns that future arrangements should take full account of the needs of all towns and villages</p> <p>Democratic representation</p>	<p>In a new single district council for west Suffolk, Haverhill residents would be represented on a fair and equal basis to all other parts of the area. This would be in addition to the representation through the town council and ONE Haverhill Partnership.</p> <p>The decision to create a single council rests with the democratically elected representatives across the whole of west Suffolk, who have access to the views expressed in this engagement exercise, as well as the phone poll carried out by</p>

ID No	Response from participant	Themes	Response from West Suffolk
	<p>the wider you make the governing body, the more diluted will be voice and opinions and possibly less of a share of the care and courtesy already enjoyed by places like Bury St Edmunds. We feel entirely neglected here, not least by Matthew Hancock, our so-called member of parliament who we only ever see or here of during election times. Our doctors are at breaking point, our parking rules are in chaos. Where are our parking wardens? We feel like the poor relation, the 'problem' town. But we are not. We are intelligent, we use our services and shops well, we are very community orientated. We love our town and would appreciate some similar respect back. Out of sight shouldn't mean out of mind. We are very much here. Only, we worry with the council merger, we will get pushed further away in terms of inclusion and respected as an up and coming excellent town within our own right. We need further debate and</p>		<p>ComRes.</p> <p>See also answers to questions 8 and 11</p>

ID No	Response from participant	Themes	Response from West Suffolk
	terms in place. Thanks.		
65	<p>Creation of a single West Suffolk Council is a step backwards as far as delivering local services for local communities - agreed savings can be made due to the economies of scale but the underlying Departmental inefficiencies will remain. The primary issue with all Councils is the lack of accountability to those who ultimately fund their activities; it's all too easy to blame 'central government', a change in 'political direction' etc. when fundamentally the services being provided are poorly managed and ineffectively use the available [limited] resource - I can provide evidence of such, if required. Creating a single, large entity, dilutes this accountability even further; together with the inevitable reduction in local representation - the needs of a rural community are somewhat different from those of a major urban centre, such as Bury St.Edmunds and these</p>	<p>Impact on service delivery</p> <p>Democratic representation</p>	<p>The move to a single council would mean a single governance arrangement, therefore a reduction in the costs of supporting two sets of committees. We will continue to look at the ways that we can use technology to achieve further efficiencies.</p> <p>The only external consultancy commissioned in relation to the single council engagement was the opinion polling. ComRes, a specialist polling company. It was commissioned to carry out a survey of 1000 residents across the districts to ensure that we gained truly representative and independent feedback. All of the costs relating to the process of developing the proposals for a single council have been included in the analysis of costs and savings in the business case. The business case says payback of transitional costs is expected well within one year (assuming a 2019 implementation).</p> <p>Please see the answer to question 9 about the impact of remaining two separate councils.</p>

ID No	Response from participant	Themes	Response from West Suffolk
	<p>require appropriate representation If immediate cost savings need to be made, take a long hard look at the 'costs' associated with the endless 'meetings' held in the name of the Council, Committees, Sub-Committees, Reviews etc., - room hire, attendance expenses, catering etc. all expenses that could be negated by using available technology The Council, as always, seems to lack basic operational management skills and the ability to look at what will make an immediate impact in delivery of it's services - too much time is spent speculating and formulating proposals for a future which will undoubtedly meet with opposition as the political landscape changes every 4-5 years - if the Council was run as a business, in it's current form, it would go under in it's first year ! The primary responsibility of the Council, in my view, is to delivery services on behalf of the local communities it serves - focus on delivering such and using available</p>		

ID No	Response from participant	Themes	Response from West Suffolk
	resources to best effect and you might actually achieve something positive ...be interesting to learn how much this 'consultancy' exercise and associated self-promotion is costing the local tax-payers ?		
66	Its hard to be positive if you are a Haverhill citizen when you analyse this proposal - I know there are facts and figures that would back up the St Eds B.C. rhetoric that it treats Haverhill fairly but whenever I travel to the Sudburys - Safron Waldens - Thetfords - Elys and the like i find well thought out and appealing town centres with bustling life within them, by watering down our representation this can only make our plight worse!	Concerns that future arrangements should take full account of the needs of all towns and villages	See answer to question 8 and 11.
67	The proposals should be discussed with our local counsellors & those who voted for them. Many are probably not even aware of them. Being represented by a combined council with no idea of local issues & the impact of what their sections will mean is just not right in a	Democratic representation Future arrangements to be locally sensitive	The single council proposals have been shared and discussed with all our councillors and parish as well as town councils. In addition a Future Governance Steering Group of councillors is playing a vital role in informing and shaping the developing proposals. The issue has been debated by meetings of both full councils, with

ID No	Response from participant	Themes	Response from West Suffolk
	democratic society.		full public access.
68	<p>With Haverhill being the second largest Town and expanding to to the size of Bury St Edmunds the boundary review must take this into account when it reviews the number of Councillors. With 71 Councillors West Suffolk will be too large. The amount of Councillors should be cut to 50. Savings means less staff, less staffing leads to longer waiting times and more mistakes. This new West Suffolk Council is not going to save money as mistakes and deficiencies will be a disaster in the long term for democracy, as larger councils spread over a large area never works in the long term.</p>	<p>Disagree with current boundary divisions</p> <p>Future arrangements to be locally sensitive</p> <p>Democratic representation and the number of councillors</p> <p>Redundancies</p> <p>Impact on service delivery</p>	<p>The forthcoming review by the LGBCE will look in detail at the number of councillors required to serve a growing area.</p>
69	<p>In some ways I may be for the shrinking of the number of chiefs in favour of saving public money, though I'd expect that (as seems to be fairly</p>	<p>Democratic representation and the number of</p>	<p>As we already have shared service delivery and a single Chief Executive we do not anticipate staff changes directly related to the single council proposal.</p>

ID No	Response from participant	Themes	Response from West Suffolk
	<p>standard at district and County level) the first points raised would be wages. What I am against though is the diluting of local knowledge and representation. The public vote for local people to represent them at a local level. The wants and needs of a town like Bury or newmarket may be totally different to the likes of Haverhill or Mildenhall. I think overall I am disheartened by the proposal and would like to be able to vote against it given the chance.</p>	<p>councillors</p>	<p>New single democratic arrangements would be developed and we would be keen to ensure that they enable the council to be both strategic <i>and</i> sensitive and responsive to the needs of its towns and villages.</p>
70	<p>Its a no brainer isn't it. Lets get on and do it!</p>		<p>No response required</p>
71	<p>I support the creation of a new single council for West Suffolk. The existing councils each already cover a diverse range of communities, and there should be no problem in a single council covering the combined area. As a resident of Haverhill, I have no qualms about being in the same council as, for example, Mildenhall, Brandon and</p>	<p>Opportunities</p>	<p>We agree that the factors that result in people feeling remote from or not engaged in democracy are complex and do not necessarily relate directly to the actual arrangements that are in place. The development of a single council would however give us the opportunity to look again at ways of working and roles, including those of ward members.</p>

ID No	Response from participant	Themes	Response from West Suffolk
	<p>Newmarket, especially as we already receive services from the same county council. Consultations like this often bring out concerns about the "remoteness" of a suggested new council. However, St Edmundsbury BC already covers a large area, and I suspect this feeling of remoteness would be found across the existing borough. "Remoteness" usually stems from a lack of engagement by both the citizen and their representatives, rather than the size of the council in question. Recent events have shown us that citizens close to the centre of political power in the UK (i.e. central London) still feel as distant from their elected representatives as those much further away. I would suggest that concerns about a new West Suffolk DC have far more complex roots, and these concerns should not stand in the way of change. A larger council, with presumably a larger number of electors per councillor could well improve the</p>		

ID No	Response from participant	Themes	Response from West Suffolk
	<p>level of engagement by ensuring that the better qualified candidates for elected office are selected by political parties (the problems in Anglesey a few years ago were caused, according to reports at the time, at least in part by having too many councillors). It is notable that the county councillors, who represent far more voters, tend to be more visible in the wider community. Given the level of co-operation that exists between SEBC and FHDC, I believe the time is right to "bite the bullet" and proceed with the complete merger.</p>		
72	<p>It makes perfect sense to have one Council. The size of the combined joint Council is manageable and the current and potential costs savings persuasive. I particularly like the concept of a stronger West Suffolk grouping. Cambridge is only 30 minutes away from Haverhill, but we don't necessarily have shared interests in everything with</p>	Opportunities	No response required

ID No	Response from participant	Themes	Response from West Suffolk
	<p>Cambridge. Ipswich is 1.25 hours from Haverhill, and once again, the shared interests are absolute. So West Suffolk has to be strong enough to ensure that it is not left off any important Agenda's. A single Council will give West Suffolk a single voice.</p>		
73	<p>I personally don't have a beef about the two Councils merging into one leaner fitter Council. However, I've seen these mergers before. After the event they make grim reading. Where redundancy packages are in the offing, they're grabbed by managers at all levels, who 6 weeks after the event are rehired as Self Employed Consultants at double the wage. What assurances will the new Super Council give the person on the street that this won't be happening?</p>	Redundancies	<p>The councils already have shared services and a single staff team and we do not anticipate any redundancies arising from the establishment of a single council.</p>
74	<p>Most of the savings of a joint council have already been made through joint working. This is a direct attack on local democracy Haverhill already has a democratic deficit at district council level, the proposed larger council will</p>	Democratic representation and the number of councillors	<p>We are keen to ensure that the voices of Haverhill residents continue to be heard. See answers to questions 8 and 11.</p>

ID No	Response from participant	Themes	Response from West Suffolk
	<p>make this much worse in part due to the councillors that make decisions coming from a much larger geographical area and having little or no local knowledge Why was not such a fundamental change to local democracy not on the Conservative administrations manifesto in 2015, there is no mandate for such a huge erosion of Haverhill's say in its future The consultation on this proposal is shameful, just the bare minimum as compared to the consultation for the Bury town centre master plan There is a feeling in the community that this proposal is a done deal and is just waiting to be rubber stamped.</p>		
75	<p>Over the last few years BSE has evolved from a slightly shabby market town into high profile tourist area, with prestigious shopping, the Apex, and a booming Christmas market. On the other hand, Haverhill, despite its rapidly expanding population, pales in comparison. We received a Cineworld</p>	<p>Future arrangements to be locally sensitive</p>	<p>The creation of a single council is designed to bring benefits to the whole of West Suffolk. See answers to question 8 and 11 for further details about how it would help benefit Haverhill.</p>

ID No	Response from participant	Themes	Response from West Suffolk
	<p>and a few fast food restaurants and a few not very prestigious shops. There are no evening buses to and from BSE allowing us to sample a night out in BSE, and no buses at all to West Suffolk Hospital. We have an enterprise zone, although not a lot of interest taken to date. So how can you expect us to believe that this new council would be Haverhill's interests. We will simply become an even smaller cog in a bigger more faceless machine. Your business plan discusses 'democratic accountability', and yet the council leaders have not visited us to consult on this highly important merger, you even assume the questions we would ask! I would suggest that your 'democratically sound model' has fallen at the first hurdle. Why hasn't there been open and fair discussion? What are you scared of? You hide behind closed doors and webpages, and expect us to believe that you have Haverhill's interests at heart. I am far from</p>	<p>Democratic representation and the number of councillors</p>	<p>The forthcoming review by the LGBCE will ensure that Haverhill electors are fairly and equally represented on any new council, in line with the size of the population.</p>

ID No	Response from participant	Themes	Response from West Suffolk
	convinced, and reject your business plan for a West Suffolk Council. Local councils are the way forward with councillors who live in the area, know their constituents and are accountable.		
76	One of the issues with local government in recent years has been the relentless pursuit of financial economies without concern for the wider aspects of Civic life and the heritage which our forefathers have passed onto us. There now seems little value apportioned to Public Service or to the nature and inheritance represented by our civic leaders. As someone who has worked in both the Private and Public sectors this is profoundly disappointing to me. The continued erosion of status has demeaned the public service and left many viewing it as dispensable. This means that when questions are raised as to the future of public bodies rational analysis of why local government has evolved the way it has is largely ignored in the pursuit of short term financial	Democratic representation and the number of councillors	<p>No decisions have been made about a mayor or borough status. Councillors will discuss the options going forward and this will form part of the work of the cross member group.</p> <p>The designation of borough status is however not made by the Council, itself but by royal charter, but the new Council will be able to apply for borough status if it wishes to do so.</p> <p>See answer to question 9 about the possible negative consequences of remaining as separate councils and the greater benefits which include investing in supporting our communities rather than pure financial savings.</p>

ID No	Response from participant	Themes	Response from West Suffolk
	<p>advantages. This exercise seems to bear all the hallmarks of such a blind short term approach. There are those who might argue that having the two authorities as a single one would restore some of the regretted loss of the former West Suffolk local government authority lost in the earlier 20th C when Ipswich was adopted as the county town for a single authority of Suffolk. But of course this is not in question. The intention would not result in such a Unitary authority but only the loss of the Borough status of St Edmundsbury. This loss would be the sacrifice of a hard won historic status bequeathed to us by the forefathers (and mothers) of Bury St Edmunds. In addition the proposed merger would be a marriage of an unsuited couple. St Edmundsbury has little in common with Forest Heath and vice versa, and while as a pair living together to share costs this might have advantages the watering down of the democratic</p>		

ID No	Response from participant	Themes	Response from West Suffolk
	process and representation would be keenly felt. I oppose this proposal both in principle and for practical reasons.		
77	The proposed merger is a forward looking proposal and I very much agree it would be a big saving for the tax payer. THERE IS REALLY NO NEED FOR ALL THE DUPLICATION.	Opportunities	No response required
78	As stated, St Edmundsbury and Forest Heath councils currently share various services. While I understand why this has been done I am concerned at the number of posts that have been lost in an area where jobs are scarce, and just appears to be another example of the current administration's dogma of reducing the tax burden on those who are the most fortunate, and can most able to bear a heavier load. The proposed saving of £800,000 is, quite frankly, chicken feed and a small price to pay for democracy at a local level. In St Edmundsbury there are 43 borough councillors, of which 10 "represent" the residents of Haverhill. I use that term	Democratic representation and the number of councillors Future arrangements to be locally sensitive	As we already have shared service delivery and a single Chief Executive we do not anticipate staff changers directly related to the single council proposal. New single democratic arrangements would be developed and we would be keen to ensure that they enable the council to be both strategic <i>and</i> sensitive and responsive to the needs of its towns and villages. Please see answers to questions 8 and 11 about how a single council would benefit the whole of West Suffolk, including Haverhill.

ID No	Response from participant	Themes	Response from West Suffolk
	<p>loosely, as the majority are members of the Party that run the council, and rarely, if ever, vote against the party whip. Haverhill will never get a fair share of the funding all the time this situation remains, and we are fed up with being robbed off with second best and Jury's hand-me-downs. Mr Griffiths recent letter in the local press was an insult to the intelligence of the residents of Haverhill, and just contained a list of items in the town which had little to do with things provided specifically for the town, and were mainly services that were available to the whole of the county/borough. Adding the councillors for Forest Heath brings the number of representatives up to 70. I do not see how maintaining that number would bring about the desired savings, and would inevitably result in a reduction in councillors and the increase in number of residents in each ward that followed. Haverhill residents already struggle to get their voices heard over that of Bury</p>		

ID No	Response from participant	Themes	Response from West Suffolk
	<p>St Edmunds, and with fewer representatives to speak on their behalf in an expanded council that voice will be completely drowned out. What do the people of Brandon and Middlehall know or care about what goes on in Haverhill and Kedington. The horse racing community of Newmarket live in their own little cocoon, denying others in the town any hope of improving their lives if it affects their precious industry. I have friends and colleagues who live in that town who would welcome the merger as their own council is completely ineffective against such people, but that would be to miss the bigger picture. So, in conclusion, I cannot see how this move would benefit the localisation of services and representation, and is just another example of the empire building that the current administration at SEBC are so fond of doing, and I am against the proposal to merge the two authorities.</p>		
79	Moreton Hall Residents Association can	Democratic	See response to 35. As explained there is the

ID No	Response from participant	Themes	Response from West Suffolk
	<p>see the economic sense in the merger of St Edmundsbury Borough Council and Forest Heath District Council. However we feel that an enlarged organisation with as suggested fewer councillors will be less democratic with less accountability especially bearing in mind the proposed population increase for both Councils. There is the issue of the wide divergence in Council Tax between the two authorities to be addressed. The system of governance needs to very carefully considered. If the new council adopt the Cabinet System then there is even less democracy as power will be concentrated in the hands of a few members of one political party with councillors having no real input unlike where there is a Committee System of government that previously used to exist certainly in St Edmundsbury. Our other concern is how will development control and planning work bearing in mind the enlarged area and the</p>	<p>representation and the number of councillors</p> <p>Planning functions</p>	<p>opportunity to review governance arrangements to ensure they are sensitive to local needs, whilst enabling strong, empowered, efficient decision making with a single council and reduce duplication. Regarding council tax harmonisation please see response to 5.</p>

ID No	Response from participant	Themes	Response from West Suffolk
	possibilities of councillors making decision where they are not familiar with the locality. Is large necessarily better ? On balance we would prefer the status quo to be maintained on the grounds of local democracy.		
80	I feel this will have a negative impact on most towns and villages that will be within the new council area. Towns and villages already feel under-represented with local councilors currently having very little influence. Part politics makes it very easy for Councillors from other towns to join together to either stop or pass proposals even if they will have a negative effect, particularly notable when it comes to planning applications. We often see planning applications come up that towns don't want to be passed, despite local Councillors campaigning and voting against them they got passed anyway by people not living in the area. This will only get worse with a larger council. With more towns coming together to create a	Democratic representation and the number of councillors Planning functions	Please see response to 2- ensuring local representation is an important consideration in our proposals as to how a new council would operate. As we already have shared service delivery and a single Chief Executive we do not anticipate staff changes directly related to the single council proposal.

ID No	Response from participant	Themes	Response from West Suffolk
	<p>single council there will be more Councillors, making it increasingly difficult for each town to feel represented, and important decisions will increasingly come down to party politics and not the local impact. Maybe more powers could be passed on to Parish councils to stop this from happening. The idea of sharing services is a good one, as long as it doesn't become top heavy with managers. Will some of the saving come from job losses? If so will some of these be managerial positions?</p>	<p>Redundancies</p>	
81	<p>I am concerned that there would be a reduction in councillors. We would be relying on our representatives more not less if this proposal goes ahead. I wonder why we are joining with Forrest Heath when we seem to have more in common with Cambridgeshire? We are a wealthier council than Forrest Heath. Would this mean St Edmundsbury would be propping up Forrest Heath? Who gets to say where our money is</p>	<p>Democratic representation and the number of councillors</p> <p>Future arrangements to be locally sensitive</p>	<p>See question 2 regarding the number of councillors.</p> <p>Shared services and a single staff team are already in place across St Edmundsbury and Forest Heath, the creation of a single council is therefore a sensible progression. There are however many common interests with Cambridgeshire, which a stronger voice for west Suffolk could help to progress. Through the engagement process Cambridgeshire authorities</p>

ID No	Response from participant	Themes	Response from West Suffolk
	spent? Will there be more affordable/council houses and better bus services in the St Edmundsbury area if this goes ahead? Is there a plan to do more for the homeless and to keep their facilities open in both areas?		have also expressed an interest to work more closely with the new single council.
82	While the people in charge in Bury might do a good job for Bury. Haverhill and it's leaders are continually over ruled by these same people , dispute the Bury leaders not living in Haverhill they believe they know what is best for Haverhill , consistently changing decisions made by people in Haverhill which invariably benefits Bury in the long run for this and other reasons I object	Future arrangements to be locally sensitive	The forthcoming review by the LGBCE will ensure that Haverhill electors are fairly and equally represented on any new council, in line with the size of the population. Please see answers to questions 8 and 11 about how a single council would benefit the whole of West Suffolk, including Haverhill.
83	Please can you get on with it. I was disgusted to see residents in Haverhill encouraged to have their say but given negative things by certain people to put. It seems there are some in the town looking after themselves rather than what is best for us all. I have seen too many people injured on the A1307	Opportunities	No response required

ID No	Response from participant	Themes	Response from West Suffolk
	<p>or held up on that road. A new, larger council, may have a better chance of getting improvements done so the town can benefit and businesses grow here. I fully support a single council if it preserves services. I think having ideas from other councillors are a good idea. I have heard comments like it's Bury taking over but actually with people from Forest Heath it's even more of a check on that. I can only see this as a good thing.</p>		
84	<p>This seems to be a good idea and I support it if it means government won't impact the area as much. I live in Haverhill and are as close to Newmarket as we are to some parts of St Edmundsbury so probably have more in common. I would be concerned if this hit services but you say it shouldn't.</p>	<p>Opportunities</p> <p>The impact on service delivery</p>	<p>No response required</p>
85	<p>St Edmundsbury will lose its unique identity, borough status, mayor etc. It doesn't deliver much more savings. Pointless empire building from</p>	<p>Future arrangements to be locally sensitive</p>	<p>No decisions have been made about a mayor or borough status. Councillors will discuss the options going forward and this will form part of the work of the cross member group.</p>

ID No	Response from participant	Themes	Response from West Suffolk
	councillors. It will water down democracy and see less attention given to towns like Haverhill. There is more to representative democracy than economies of scale. The public are tired of countless attempts at reorganisation, just get on with the job and stop wasting money feeding your egos.	Democratic representation and the number of councillors	<p>Whilst savings are an important consideration, a single council would also bring real and lasting benefits to all residents and businesses in the area, as detailed in our business case. A copy of this can be found at http://www.westsuffolk.gov.uk/singlecouncil</p> <p>We are keen to ensure that the voices of Haverhill residents continue to be heard. See answers to questions 8 and 11.</p>
86	Needs guarantees that services will be increased if the named 'savings' are met instead of 'streamlining' services and making staff redundant to save actual money. Additional information on what things are to be guaranteed if these savings are made, what infrastructure/new services or collaborative ventures would happen if £4 million+ is available. People in Forest Heath might like to by how much their council tax will be going up by as a result of the single council as they are on lower rates than St Edmundsbury	Redundancies	<p>There will be no redundancies as a result of single council plans as we already have shared services and a single staff team. The £4m savings already achieved now form part of our budget and are supporting ongoing service delivery.</p> <p>See question 5 regarding council tax.</p>

ID No	Response from participant	Themes	Response from West Suffolk
	and they have to be brought into line. That could be a massive difference for no perceivable benefits.		
87	I fully support the proposals to create a new single district-level council for West Suffolk in order to continue to drive forward changes already started, thus bringing closer together the work of StEdsBC and FHBC. The results of sharing services since 2011 are a useful guide to what has been achieved and my belief is more efficiency and savings can be driven by the move. The business case informs the base of this decision and doing nothing and staying as we are is not an option I favour. Arguably, in a dynamic area such as we are in St Eds and to the East of Cambridge, it is important we look to improve resilience to future changes and new challenges we will meet such as localism and devolution, changes in funding, technological changes etc. There is also the chance to shape the places we live in a constructive way.	Opportunities	No response required

ID No	Response from participant	Themes	Response from West Suffolk
	<p>The release of capacity, currently absorbed by two councils must be optimised so areas that are in need of greater delivery, can be supported, in order to make us self-sufficient whilst ensuring democratic accountability. Ultimately, it is the pragmatic, next step approach.</p>		
88	<p>Given the changes which have already taken place in terms of service delivery, provision of a single West Suffolk authority would appear to be the next logical step, avoiding duplication in administration of the two separate authorities. As a St Edmundsbury resident, my only slight concern is fear of the unhealthy influence of the horse racing industry in Newmarket which has stifled growth in the whole of Forest Heath due to its own internal bickering. I would not wish to see this adversely affect the economy of West Suffolk as a whole. Although not within the remit of this stage of the process, I would like to see Borough status sought for the new</p>	Opportunities	<p>As you indicate it would be possible for borough status to be sought for a new single council area.</p>

ID No	Response from participant	Themes	Response from West Suffolk
	authority.		

Comments received by email:

<p>Please note my comments regarding the potential merger of Forest Heath District Council and St Edmundsbury Borough Council.</p> <p>I am against the merger as I feel it will not be of benefit to residents of Forest Heath. I don't see why we need to pay more Council tax to "catch up with St Edmundsbury"</p> <p>I don't feel we will have local issues prioritised as the council will be too big!</p> <p>I don't feel there will be a good democratic balance and expect our priorities in Forest Heath will be low on the new authorities agenda!</p> <p>I don't expect an improvement in services! Cheers n fact I predict a reduction in FHDC!</p> <p>If big is better why stop at merging the two councils why not bring on board Mid Suffolk and Babergh? In fact why not pass all</p>	<p>Other options</p> <p>Council Tax</p>	<p>The business case looks at the options of not progressing a single council. It shows that there would be negative effects if the councils were to remain the same or further split. See also answers to question 9. For further information on council tax harmonisation, see question 5. The role of councillors in representing residents over a larger area is dealt with in question 14.</p>
-------------------------------------------------------------------------------------------------------------------------------------------------------------------------------------------------------------------------------------------------------------------------------------------------------------------------------------------------------------------------------------------------------------------------------------------------------------------------------------------------------------------------------------------------------------------------------------------------------------------------------------------------------------------------------------------------------------------------------------------------------------------------------------------------------	-----------------------------------------	-----------------------------------------------------------------------------------------------------------------------------------------------------------------------------------------------------------------------------------------------------------------------------------------------------------------------------------------------------------------------------------------------------

<p>responsibility to SCC? What ever happened to Localism??</p>		
<p>I would welcome the creation of a new single council for west Suffolk and believe it to be long overdue.</p>		<p>No response required</p>
<p>I am strongly in favour of the formal creation of West Suffolk comprising the District Councils of St. Edmundsbury and Forest Heath. The working arrangements between these existing councils have proved very successful with significant savings to the tax payer and the delivery of cost effective and efficient services. It is great pity that the other parishes outwith the boundaries of the two district councils cannot and formally part of the old West Suffolk County Council cannot be combined with the new Council area. The new arrangements will enable a strengthened council to develop a future economy based on the opportunities in Cambridgeshire.</p> <p>The proposal has my full support.</p>		<p>No response required</p>

APPENDIX I – Public Sector Equality Duty: Equalities Impact Screening Assessment

Question	Response
Q1) Name of the strategy, policy, programme or project being assessed.	Proposal for the creation of a single council at district level for the area currently covered by Forest Heath District Council (FHDC) and St Edmundsbury Borough Council (SEBC)
Q2) In no more than five lines and using Plain English, summarise the purpose of the policy or proposal, and its desired outcomes.	A business case from the Leaders of FHDC and SEBC to test the proposal of a new, single council at district level for West Suffolk from September 2019. The business case tests whether this proposal is the best possible way to for the councils to continue to support residents, business and communities in the future.
Q3) Who should benefit from the proposal and in what way?	<p>The following groups are likely to benefit from the creation of a single council:</p> <ul style="list-style-type: none"> <input type="checkbox"/> all residents living in the two districts (including all electors) <input type="checkbox"/> all staff employed by the two existing councils <input type="checkbox"/> all staff employed by organisations commissioned to carry out services/functions on their behalf by one (or more) of the two councils. <input type="checkbox"/> all Councillors in the two districts (27 – Forest Heath and 45 – St Edmundsbury) <input type="checkbox"/> partner organisations working with FHDC and SEBC (e.g. parish councils, VCSE organisations, community groups) <input type="checkbox"/> businesses operating in the two districts <input type="checkbox"/> businesses contracting with the councils
Q4) Is there any evidence or reason to believe that in relation to this proposal,	The demographic characteristics of residents of West Suffolk are broadly similar to those of the population of England, as follows:

<p>there may be a difference in:</p> <ul style="list-style-type: none"> <input type="checkbox"/> Levels of participation <input type="checkbox"/> Uptake by different groups <input type="checkbox"/> Needs or experiences of different groups <input type="checkbox"/> Priorities <input type="checkbox"/> Other areas? 	Protected characteristic	West Suffolk (%)		England and Wales* (%)	
	Age	Under 18 20.9%	Aged 65+ 20.1%	Under 18 21.3%	Aged 65+ 17.9%
	Disability (those living with a long-term illness or disability)	15.9%		17.9%	
	Gender reassignment	Data not available		Prevalence estimates 0.1% to 0.6% of all adults.	
	Marriage and civil partnership	Married: 51% Civil partnership: 0%		Married: 46.6% Civil partnership: 0.2%	
	Pregnancy and maternity	Data not available		Data not available	
	Race	White: 94.6% Mixed/multiple ethnic group: 2% Asian/Asian British: 1.8% Black/African/Caribbean/Black British: 1.1% Other ethnic group: 0.5%		White: 86.0% Mixed/multiple ethnic group: 2.2% Asian/Asian British: 7.5% Black/African/Caribbean/Black British: 3.3% Other ethnic group: 1.0%	
	Religion or belief	Has a religion: 64.5% No religion: 28.1%		Has a religion: 67.7% No religion: 25.1%	
	Sex	Males 50.2%	Females 49.8%	Males 49.2%	Females 50.8%

	Sexual orientation	Data not available for West Suffolk.	ONS 2015 data – 1.7% of UK population identified themselves as lesbian, gay or bisexual (LGB)
<p>*local government is devolved to England, but data are mostly available for England and Wales.</p> <p>We would therefore not expect the proposal to impact differently on any particular group when compared to the population of England as a whole. One exception to this is that a large number of residents of Forest Heath and St Edmundsbury are members or dependents of the US Armed Forces, based at RAF Lakenheath or Mildenhall. The proposals will have less impact on these people as they do not vote in local elections or pay council tax, but they do benefit from the services provided by the councils.</p>			
<p>Q5) Using the evidence listed above, fill in the table below to highlight the groups you think this policy or proposal has the potential to impact upon:</p> <p>(i) Is there any potential for negative impact? Yes or No</p> <p>(ii) Are there opportunities for positive impact or to</p>	<p>i) No negative impacts have so far been identified. This will be reviewed following a period of public consultation and engagement. The proposals will not directly affect service delivery, or customer access.</p> <p>ii) A small beneficial impact on all groups is anticipated. Becoming a single council is estimated to generate a further £0.5 million of annual cashable savings, on top of the annual shared services savings of £4 million.</p> <p>Becoming a single council would also release some capacity as a result of a more simple and effective way of working, allowing the councils to focus on the delivery of key projects and invest in communities. There is also potential for all residents to benefit from a renewed democratic relationship with a new body, complementing the opportunity of forging new relationships with communities.</p>		

promote
equality of
opportunity?

A single West Suffolk council with a larger population, local economy and GVA would bring the councils from being 86th and 189th largest district/borough councils in England (out of 202) to one of the top 10 largest district/borough council when combined. Having a larger council will mean having a bigger voice within the sector and with central Government.

The creation of a new single council would also help develop new ways of working that the councils have been moving towards in recent years. This includes an emphasis on prevention, not crisis interventions, thus benefitting everyone who uses the councils' services, particularly the most vulnerable in society.

As part of the single council programme of engagement specialist polling organisation ComRes were commissioned to carry out telephone interviews (between 30 June and 24 July 2017) with adults aged 18+ living in West Suffolk. All respondents were eligible to vote in Council elections in either Forest Heath District Council or St Edmundsbury Borough Council areas. ComRes set quotas by Council area and surveyed 400 adults in Forest Heath and 600 in St Edmundsbury, ensuring that samples were balanced in terms of age, gender, ward, socio-economic grade and ethnicity. This gave a 95% confidence level and margin of error of plus or minus 3.09%.

The telephone poll included a question about the impact of the single council proposal on particular demographic groups. The groups cited were young people including children and teenagers, disabled people, retired people/pensioners, people on low incomes, those living in rural areas and people from minority religions or ethnic groups. In response to this

	<p>question local adults are more likely to say the impact would be positive rather than negative upon each group. In addition, at least a third say that the impact of the proposal will make no difference to any of the demographic groups tested. These results suggest that the changes to the Council are generally seen to have a largely positive or neutral impact on these different demographic groups.</p> <p>A majority of residents say that the proposal will not have a negative impact on any of the groups tested (63% say none of the groups tested will be negatively impacted by the creation of a single District-level Council for West Suffolk). However, it should also be noted that just less than half say the same about the proposal having a positive impact (at least 45% say each of the groups tested will not be positively impacted by the creation of a single District-level Council for West Suffolk). The full breakdown of the results from this question are available in the summary of the results from the opinion polling at www.westsuffolk.gov.uk/singlecouncil</p>
<p>Q6) Considering your answers to questions 1-5, do you believe a Full Equality Impact Assessment is needed?</p>	<p>Not at this time as no negative impacts have been identified.</p>
<p>Q7) Considering our duty to proactively tackle disadvantage and promote equality of opportunity, list the actions required.</p>	<p>No actions required as no adverse impact identified.</p>

Impacts Table				
	Is there potential for negative impact? YES or NO	Are there opportunities for positive impact? YES or NO	If YES, please provide details of the impact below	
			Positive Impact	Negative Impact
All groups or society generally	NO	YES	The opportunities for positive impact are listed above.	
Age - Older or younger people	NO	YES		
Disability - People with a disability	NO	YES		
Sex - Women or men	NO	YES		
Pregnancy or maternity - including expectant or new parents i.e. pregnancy and maternity	NO	YES		
Marriage and civil partnership – including same sex couples	NO	YES		
Race - People who are black or from a minority ethnic background (BME)	NO	YES		

Religion - People with a religion or belief (or who choose not to have a religion or belief)	NO	YES		
Sexual Orientation - People who are lesbian, gay or bisexual (LGB) or in a Civil Partnership	NO	YES		
Gender Reassignment - People who are transitioning from one gender to another	NO	YES		
<i>Families and those with parenting or caring responsibilities (The Families Test)</i>	NO	YES		
<i>Individuals on low income</i>	NO	YES		
<i>Those suffering rural isolation</i>	NO	YES		
<i>Those who do not have English as a first language</i>	NO	YES		